

Keep All Your Students Learning While You teach Reading Groups


Creating and Managing Meaningful, Independent
Literacy Centers and Activities, Grades 3-6

Professional Development Day
January 22, 2008

■ Complied and Presented by Karen Machuca



Goal Toda




- ...create meaningful centers and assignments that are ideally suited to strengthen the reading, writing, and thinking skills of learners in grades three through six.



Think of the Activities Viewed Today Like Shoes...

- **Dress Shoes-** activities that are once in a while. They are used to “jazz up” your curriculum.
- **Sneakers-** for everyday use; very little maintenance. Get the centers ready and the students will “run” with the activities presented!
- **Flip Flops-** very easy on and off activities that take very little effort on your part but requires students to think.




Strengthen Students Literacy Development

- BER video clip presentation




Reflect...



- What did you like about the video piece that you just saw? Jot it down on the post it...
- Let's share...
- Questions, concerns, comments? Let's add to our chart paper for follow up...

Genre Baskets



- Extremely easy to rotate as Mrs. Cunningham is VERY supportive of this activity.
- Genre activities are copied in your packet for easy reproduction for immediate use.
- Don't have baskets? Used Gift Bags and Cereal boxes work just as well or lids to photocopy boxes that you receive from Print Shop!




Book Club Folder



- Original copies in your packet
- See student samples on tables
- Make and Take Time! Let's make one for you to use as a sample for your class.


Fluency Center



- Super EASY center that needs no maintenance aside from Fluency Sheet evaluation forms. Variety of forms in your handout for your grade level.
- Student direction sheet is in your handout.
- Hear student samples on Computer #3 and view evaluation forms as well.
- Microphones are available from school. See Mr. Moffit.



Comprehension Bookmarks




- Gets students thinking about reading independently while away from the Guided Reading table.
- Variety of bookmarks which are included in your handout.
- See samples on table.
- Don't want to photocopy bookmarks all the time? Just laminate, have students write responses on separate sheets of paper or in readers journal, and reuse Bookmarks over and over again....Simple!

Engage Students in Research and Reporting

- BER video clip presentation



Research packets



- Keeps information manageable for students
- Make and Take Time!

Reflect...



- What activity do you think would work for you? Jot it down on a post it.
- Let's share your thoughts.
- Questions, concerns, comments that you would like to add to the chart paper for follow up...?

Riddler



- Quick and Simple activity for students to participate in while away from the Guided Reading group.
- Wonderful for Science and Social Studies content.
- Make and Take Time!

Chinese Proverb

- I hear and I forget
 - I see and I remember
 - I do and I understand
-
- I hope that today provided you with a sense of “doing and understanding” that you can pass on to your students during the 2nd half of the school year.

Reflect....



- On an index card, write down one activity that you saw today that you know you could do during the third marking period.
- Write down one activity or idea that you saw today that you would like to incorporate next year.
- How was today helpful?

Wrap Up Time

- Please fill out evaluation form
- Pick up your Professional Development certificate
- Grab a treat for the ride home
- Thank you for your participation today

