

# MONDAY TASKS

WEEK OF:  
4/20/20 – 4/24/20  
Mrs. Stiles  
Mrs. De la Torre

## 1 LETTER OF THE WEEK



Our letter of the week is **U**!

Say the **U** sound.

In your notebook:

Draw and label something that **BEGINS** with the letter **U**!



## 2 QUESTION OF THE WEEK

What kinds of transportation  
help people do their jobs?

Think: truckers, police men...

In your notebook:

List different kinds of transportation  
that help people do their jobs

**OR**

Talk to someone at home about this question!

## 3 WORD BLENDING

Practice blending these words!

fun

Jud

will

up

pals

plan

us

sun

## 4 HIGH FREQUENCY WORDS

Our sight words this week:

what

said

was

Practice these words in a fun way:

**MONSTER MASH!**

Say each letter of the word in your scariest  
voice. Growl as you say the whole word and then  
shout "BOO!" at the end.

## 5 MATH

Solve in your notebook:

Tim had 10 friends. Draw his friends.

Tim had 7 oranges. He wanted to give an orange  
to each of his friends.

Does he have enough oranges?

Now, draw more oranges so there are enough  
for all of his friends. Circle the new oranges.

How many more oranges did he need?

## 6 MATH

Click the link below to practice addition  
fluency facts.

<https://youtu.be/bTNXAq1Iq9s>

If you want, you can make your own  
flashcards at home to practice addition  
facts with numbers 0-5, like you saw in the  
video!

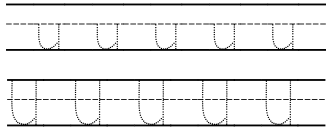
# TUESDAY TASKS

WEEK OF:  
4/20/20 – 4/24/20  
Mrs. Stites  
Mrs. De la Torre

## 1 HANDWRITING

In your notebook:

Write 5 lowercase **us**. Write 5 uppercase **Us**.



Click the link below for a handwriting lesson with Mrs. Stites!

<https://youtu.be/r1yy7ax3l7E>

## 2 READ!

Scroll down to the end of the tasks to find the decodable story "Fun for Jud".

Read the story a few times for practice!

OR

Read a book you have at home.

## 3 COMPREHENSION SKILL

COMPARE AND CONTRAST

When we compare and contrast, we tell how things are alike and different. Good readers pay attention to how things are alike and different. This helps them understand what they are reading.

Click the link below to learn more about comparing and contrasting!

<https://youtu.be/dy7ZXITNt4E>

## 4 COMPARE & CONTRAST

Lets put what your learned about compare and contrast to work!

Talk to someone at home and compare and contrast these two things:

**Pike**

**Airplane**

What are things that are the same?  
What are things that are different?

If you want, find objects in your home and compare and contrast them!

## 5 MATH

Play a game called BEEP with someone at home!

Listen carefully while someone at home counts. Instead of saying a number, they'll say "beep." When you know what the number is, raise your hand!

Teacher: 16, 17, beep!

Student: 18

Teacher: 21, 22, beep, 24

Student: 23

Continue playing with your own numbers!

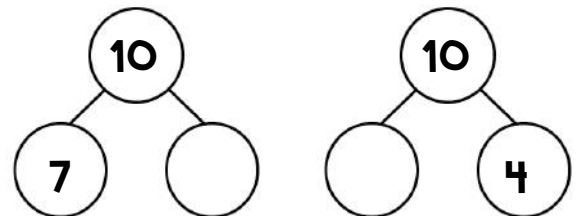
\*This is a great game to play in the car!\*

## 6 MATH



In your notebook:

Fill in the missing numbers in the number bonds. Then, draw your own number bond to make ten.



# WEDNESDAY TASKS

WEEK OF:  
4/20/20 – 4/24/20  
Mrs. Stiles  
Mrs. De la Torre

## 1 LETTER U

Use the picture labeled "My Skills Buddy" attached to the bottom of the tasks.

Look at the picture:

Search and find things that have /u/ in the middle.  
Search and find things that start with /u/.

Write what you find in your notebook **OR**  
just look, point, and say the words!

## 2 HIGH FREQUENCY WORDS

Click the link below to practice reading sight words.

Say the words out loud as you see the words appear on the screen!

<https://you+u.be/3lNZrPhWkVE>

## 3 WRITING



Choose a prompt below to write about.  
In your notebook, you may write one or more sentence.

Prompt #1  
When I grow up, I want...

Prompt #2  
I wonder about...

## 4 PREPOSITIONS

A preposition was a word that tells us more about a noun in a sentence. It tells us how a the noun is related to another part of the sentence.

Remember we've talk about about the prepositions: **on, in, over, under**

Click the link below to learn more about prepositions:

<https://you+u.be/XERTESwbqHu>

## 5 MATH

Log on to iReady using your username and password.

REMEMBER!

First lessons then games!

## 6 MATH

In your notebook:

Solve the number sentences!

$$9 + 1 = \underline{\quad}$$

$$5 + 5 = \underline{\quad}$$

$$7 + 3 = \underline{\quad}$$

$$10 + 0 = \underline{\quad}$$

# THURSDAY TASKS

WEEK OF:  
4/20/20 – 4/24/20  
Mrs. Stites  
Mrs. De la Torre

## 1 WEEKLY STORY

Click the link below to listen to Mrs. D read the weekly story "Trucks Roll".

As you listen, think about the question of the week, "What kinds of transportation help people do their jobs?"

<https://youtu.be/NSAOVV-IKDO>

## 2 COMPREHENSION

After listening to the story, read the questions below and talk about the answers with someone at home.

1. How do trucks help people do their job?
2. What are some kinds of transportation you have ridden in?
3. What do you think it would feel like to be in the cab of a big truck?
4. What would you like best about being a truck driver? Why?

## 3 COMPARE AND CONTRAST

Look at the trucks below. How are these trucks from the story alike? How are they different? Talk to someone at home.



## 4 SOCIAL STUDIES

There are many kinds of jobs. Some jobs are about doing things for people like doctors, nurse, or police officers. Some jobs are about making things to sell to people like farmers, toy makers, or car makers. With someone at home, add jobs to the lists that are started below.

### HELPING PEOPLE

doctor  
nurse  
teacher

### MAKING THINGS

farmer  
toy maker  
baker

## 5 MATH



Practice adding by playing Roll and Add.  
Roll two die. Add the two numbers you rolled!

If you want..

You can play with two people. See who rolls a higher number each time!

If you don't have a pair of die at home google "digital dice roller" ☺ You will find various websites with digital die!

## 6 MATH



In your notebook:  
Write down the numbers you rolled and solved! Write three number sentences.

$$\underline{\quad} + \underline{\quad} = \underline{\quad}$$

$$\underline{\quad} + \underline{\quad} = \underline{\quad}$$

$$\underline{\quad} + \underline{\quad} = \underline{\quad}$$

# FRIDAY TASKS

WEEK OF:  
4/20/20 – 4/24/20  
Mrs. Stites  
Mrs. De la Torre

## 1 LETTER U ACTIVITY

Draw an umbrella then draw big raindrops under the umbrella. Think of words with /u/ in the middle and words with /u/ in the beginning. Write those words in the raindrops.

Click the link below to  
Listen to a silly story  
called, "Never give a Fish  
an Umbrella"

<https://youtu.be/xnzmbwpgge>



## 2 WORD BLENDING

Practice blending these words!

pup

mud

ruff

hug

jump

bus

sun

bell

dug

tug

## 3 READING EGGS

Use your username and password to log  
on to [readingeggs.com](http://readingeggs.com) and spend some  
time learning here!

REMEMBER:

Start with lessons then play games!  
Have fun 😊

## 4 FREE SPACE

Your choice for this space!

You can...

Re-watch videos from the week  
Catch up on special area assignments  
Do a mindfulness activity  
Play a game  
Read a book  
Draw  
Some ideas! 😊

## 5 MATH

SHAPE WALK!

Take your notebook and go on a shape  
walk! Look for shapes during your walk.

This can be done inside or outside!  
Have fun!  
😊

## 6 MATH

In your notebook:

Draw at least 3 shapes that you found on your  
walk!



Common Core State Standards  
 Foundational Skills 2. Demonstrates  
 understanding of spoken words, syllables,  
 and sounds (phonemes).

### Phonemic Awareness

## Let's Listen for

### Initial Sounds


- Point to the man going up the ladder. Say up.
- Find three things that begin with /u/, like up.
- Point to these pictures and say the words: up, shoe, underground. Do they begin the same? What about unhappy, umbrella, under?
- Blend /u/ /p/. What's the word? Yes, up.

READING STREET ONLINE  
 BIG QUESTION VIDEO  
[www.readingstreet.com](http://www.readingstreet.com)

52

53

# Fun for Jud




The sun was hot.  
Jud got up from bed.




Jud has to have a plan.  
What can he do for fun?

1

2



Jud will see his pals.  
What will they do for fun?



Jud ran to his pals.  
Jud said, "Let us go in!  
We will have fun!"

3

4