





LEARNING MENU CHOICES

KINDERGARTEN

May 4 - May 8




Check our website daily for additional remote learning supports: bit.ly/rsu57remote


LEARNING MENU VOCAB

KINDERGARTEN

New vocabulary will be added as needed.



View math dictionary:
mathsisfun.com/definitions/



LEARNING MENU

MATH & STEM

KINDERGARTEN

★ = EVERYDAY ITEMS

1 ★



IXL:
Math skill practice for 20 minutes.



2

Geometry:

Make a map of a room in your house. Describe the shapes you used in your map. Use positional words to explain where things are in the room (ex: above, below, beside).



3

Operations and Algebraic Thinking:

Tell 3 number stories about people in your family. For an example, [click here](#).



4

Numbers and Base-Ten:

Make your own Number Line! Use it to skip count and play other number games. Please see instructions for this activity in your teacher's Seesaw.



5

Measurement and Data:

Draw your family member's height.

Who is tallest? Who is shortest? Line up your family members from tallest to shortest.



6 Counting & Cardinality: Greater Than/Less Than/Equal To.

Gather a group of objects such as beads, stuffed animals or blocks. Have a family member take some and you take the rest. Who has the collection that is greater? Who has the least? Put them all back and play again!



7

Enrichment:

Counting Nickels and Dimes
This activity will be assigned to you by your teacher in Seesaw.



8

STEM: Watch [this 2-minute video](#) about Animal Families from PBS. Then, write or record yourself telling your teacher about how your family is the same as and different from animal families. Send your writing or recording to your teacher. bit.ly/2zLlKKp



9

STEM: Talk to someone in your family (mom, dad, grandparent, aunt, uncle, etc) about a family recipe. Make the recipe with your grown-up at home. Share pictures with your teacher on SeeSaw. Tell your teacher about what kinds of numbers and measurements you had to use to make the recipe.



LEARNING MENU LITERACY

KINDERGARTEN

★ = EVERYDAY ITEMS

1 Reading Literature

Listen to the story Abiyoyo:
[safeYouTube.net/w/qPs9](https://www.youtube.com/watch?v=qPs9)

Retell the story using materials you have at home. Video tape your story and send it to your teacher!



2

Listen to a Story read by your teacher or librarian.
(2x a week)



3

Phonics

See teacher's phonics activity posted in Seesaw for you. 2x



4

Word Recognition

Use the sight word menu to practice reading and spelling your sight words. (Ex. Practice writing your words with sidewalk chalk.) Choose one box twice a week.

[Sight Word Choices](#)



5



Find a book at home or one of the online resources (RAZ, Epic, Scholastic) and read to self. Retell the story by either a video on SeeSaw, drawing a picture of the events on SeeSaw or talk to an adult at home.



6

Print Concepts:

This box is a Seesaw Activity:

Read the poem, illustrate, and follow the directions posted in this Seesaw activity.



7

Phonemic Awareness:

Let's play a game with sounds and words! Please be sure to turn up the volume on your iPad.

Phonemic Awareness Video:
[safeYouTube.net/w/S6F8](https://www.youtube.com/watch?v=S6F8)



8

Writing Prompt:

Write a small moment, true story, about you and your family. You could write about a special trip your family took, or a fun adventure you have done together!

[How to write a true story](#)
5 Tips for Parents



9

Writing prompt:

Write a letter to someone in your family telling them why they are special to you! Give at least three reasons why. Make sure to include an illustration to go with your letter!! Family Song to listen to:

[safeYouTube.net/w/IBA9](https://www.youtube.com/watch?v=IBA9)



LEARNING MENU SPECIALS

KINDERGARTEN

May 4 - May 8

1

PE

[Make Your Own P.E Equipment](#)



2

PE

W.O.W (Workout of the Week): Wednesdays with Mrs. Person at 11:00: rsu57.zoom.us/j/298414629



3

PE

Sweat Box Challenge, click this link to try it: [Sweat Box Challenge.mp4](#)



4

Art

My Dream House

[Click here for directions](#)



5

Art

Kandinsky Abstract Art

[Click here for directions](#)



6

Art

Collagraph

[Click here for directions](#)



7

Music - Steady Beat

Listen to a song and help your stuffy keep a steady beat! What song did you listen to?



8

Share and **teach** a song you remember from music class with a family member. Think about how your music teacher taught you songs, how can you help teach your song to your family? Let your teacher know which song you taught and send a video if you can!



9

Kandinsky Lab: Make your artwork come alive with sound! Draw high on screen, make a scribble, a low shape, try lots of ideas. Press play to hear your creation!

musiclab.chromeexperiments.com/Kandinsky/



10

Pretend you are on the news! Read/listen to a story about an animal you don't know much about using Epic or another reading app. Complete the attached [worksheet](#) to help you interview your animal and share it with your librarian. [Interview example](#)



11

SEL

[Coping with Social Distancing Part 2](#)



12
SEL

The Story of the Oyster and the Butterfly: The Corona Virus and Me: Booklet and Activities

Click here: [Oyster and Butterfly](#)



Check our website daily for additional remote learning supports: bit.ly/rsu57remote