




LEARNING MENU CHOICES

KINDERGARTEN

May 11 - May 15




Check our website daily for additional remote learning supports: bit.ly/rsu57remote


LEARNING MENU VOCAB

KINDERGARTEN

New vocabulary will be added as needed.



View math dictionary:
mathsisfun.com/definitions/



LEARNING MENU MATH & STEM

KINDERGARTEN

★ = EVERYDAY ITEMS

1 ★

★ IXL: Math skill practice for 20 minutes



2 Geometry:

Use your family members or stuffed animals to make your flat shapes (two dimensional). Make a square, a circle, a rectangle, a trapezoid, a hexagon, and a rhombus.

[Examples](#)



3 Subtraction

Subtraction bowling - Set up 5 plastic cups, toilet paper tubes, or something you can knock over just like a bowling pins. Roll a ball (real or a "sock ball" to knock over pins). Depending on how many pins you knock down, write a subtraction number sentence, and then solve. Example: If you knocked down 3 pins, your sentence would be $5-3=2$. Set the pins back up and do it again. Do this 10 times. If it is too easy, use more pins!!



4

Numbers and Base-Ten: Use a 10 frame to show the value of the digits in numbers between 11-19. Watch the video below and then use the [Number Frames app](#). to make your own. Take a picture or screenshot to show your work.

[Place Value-10 frame](#)



5 Measurement and Data:

Comparing Length- Find a pencil in your house. Use your pencil to go outside and find three things that are longer than your pencil, and three that are shorter than your pencil. Keep track of what you find through pictures or drawings and upload to Seesaw.

[Example](#)



6 Addition

Egg Carton Addition - Using an empty egg carton, write a number, 0-5, in each of the egg holders, numbers can repeat. Place two small stones in the egg carton and close the top. Shake the carton, open it up. Find which numbers your stones landed in, and write an addition number sentence (equation) and solve. For instance, if the stones land in 2 and 4, you would record $2+4=6$. Do this 10 times.



7

Patterns
1. Make a pattern with objects from either inside or outside your house. For example, collect rocks and sticks, make an ABAB pattern (rock-stick-rock-stick) OR ABB pattern (rock, stick, stick, rock, stick)... How long can you make your pattern go?
2. Ask an adult to make a pattern, see if you can figure out the pattern's rule and add to the pattern.

Share pictures of your patterns with your teacher.

[Pattern Poster](#)



8

STEM

Build a Pan Balance using any materials at home. Use the balance to compare the weight of objects inside and outside your home. Use words such as "heavier" and "lighter" to describe what you find out. Take a video or pictures of your pan balance to show your teacher.

[Information about a Pan Balance](#)



9

STEM

Fairy Houses - Build houses for the fairies living in a yard or park. Use sticks, bark, rocks, moss, pebbles, etc. What would you use to keep out the rain? Do you need stairs? Where will fairies sleep? If it's too cold out, collect things and build a tiny house inside.



LEARNING MENU LITERACY

KINDERGARTEN

★ = EVERYDAY ITEMS

1 Listen to the story "The Great Kapok Tree."

<https://safeYouTube.net/w/uGMB>

Use materials around your house to act out the story, try to retell all the important details!



2

Listen to a Story read by your teacher or librarian. (2x a week)



3

See teacher's phonics activity posted in Seesaw for you. 2 times this week.



4

Word Recognition

Use the sight word menu to practice reading and spelling your sight words. (Ex. Practice writing your words with sidewalk chalk.) Choose one box twice a week.

[Box 4 - Sight Word Menu Choices](#)



5

★ = daily

Find a book at home or one of the online resources (RAZ, Epic, Scholastic) and read to self. Retell the story by either a video on SeeSaw, drawing a picture of the events on SeeSaw or talk to an adult at home.



6 Spring Poem/Song

Read the poem, illustrate, and follow the directions posted in this Seesaw activity.

[Spring Poem and Activity](#)



7

Rhyming Scavenger Hunt

Let's go on a rhyming scavenger hunt. Use the list below to find things that rhyme! Show your teacher what you found by writing a list, taking pictures, or by making a labeled illustration!

[Box 7 Rhyming Scavenger Hunt](#)



Writing prompt:

8

Draw a four step plant life cycle. Write a sentence about each stage and what is happening?

Cut and glue: [Plant Life Cycle](#)

Example: [Life Cycle of a Plant](#)



9

Writing prompt:

ZOOM FIELD TRIP!

Tuesday at 11 am

Join two kindergarten

teachers as they visit "We Compost It" in Auburn Maine.

rsu57.zoom.us/j/82085412224

Write 3 things that you found interesting or learned on the field trip!



LEARNING MENU SPECIALS

KINDERGARTEN

May 11 - May 15

1

PE
Make Your Own Equipment
PART 2:
[Make your own PE equipment Part 2](#)



2

PE
W.O.W (Workout of the Week): Wednesdays with Mrs. Person at 11:00:
<https://rsu57.zoom.us/j/298414629>



3

PE
Plank Cup Stack Challenge-
Click this link to try:
[Plank Cup Stack Challenge .mp4](#)
<https://bit.ly/35FbLmU>



4

Art

Diorama
[Kindergarten Learning Board Week of May 11 and 18](#)



5

Art

Creative Letter Art
[Kindergarten Learning Board Week of May 11 and 18](#)



6

Art

Animal Shadows
[Kindergarten Learning Board Week of May 11 and 18](#)



7

Music
See how many different sounds you can find around your home! Use the Scavenger Hunt paper to guide you.
<https://tinyurl.com/y73hlzux>



8

Share and **teach** a song you remember from music class with a family member. Think about how your music teacher taught you songs, how can you help teach your song to your family? Let your teacher know which song you taught and send a video if you can!



9

Music
Listen to a song, find a way to keep the steady beat using things that you find in nature!



10

Library
Listen to the [read aloud](#) (<https://safeYouTube.net/w/EqWB>) and watch the Mystery Doug about flowers <https://bit.ly/3cdNelk>, then complete the [Garden Activity](#) if you are able!



11

SEL
[Stop, Name Your Feeling, Calm Down](#)

[Calm Down Dance](#)
<https://safeYouTube.net/w/HPpC>



12

SEL

Create a "What to Do When I'm Stuck" poster to keep near my workspace

