

Formative Assessment Task

Kindergarten: Counting and Cardinality

K.CC.7. Compare two numbers between 1 and 10 presented as written numerals.

Directions:

1. Create number playing cards. 3 sets for each player.
2. Distribute the cards evenly amongst the two students.
3. Have each student create a pile, face down.
4. Have each student turn over the top card. Whichever player has the higher card, that player wins both cards.
5. If the cards displayed are even, they say FUN and each turn three cards face down and then display fourth card. Whichever card is higher, that player wins all of the cards.

Considerations:

Watch how students recognize the amount.

- Are students successfully comparing the value of the cards?
- Do students utilize the ten frames when comparing numbers? Or are they able to compare just the digit?
- To differentiate, have students play the game with cards only displaying the digit.

Students may not be able to compare numbers without a model or picture. For students who need this support replace the number cards with ten frame cards.

Collecting Data:

Student performance can be scored with a provided task rubric or a rubric created by the teacher.

Data can be recorded on a scoresheet

0

1

2

3

4

5

6

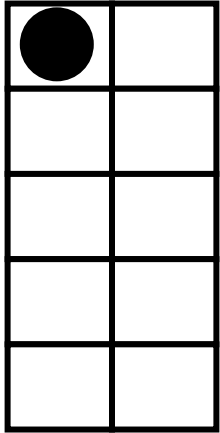
7

8

9

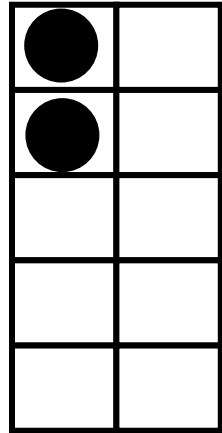
10

1



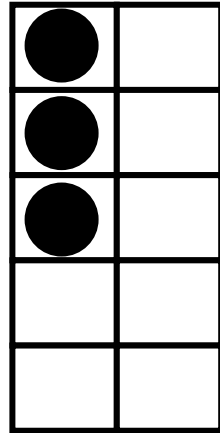
1

2



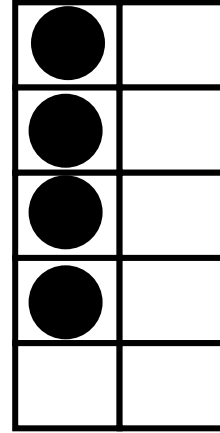
2

3




3

4



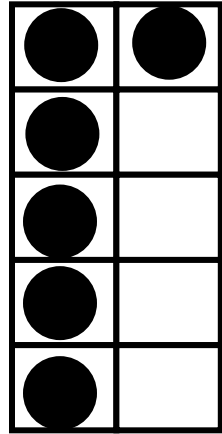
4

5



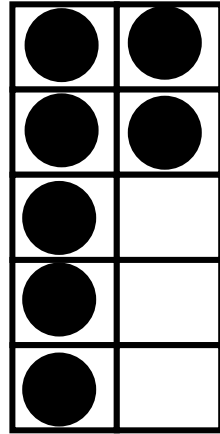
5

6



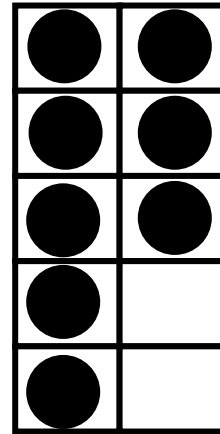
6

7




7

8




8

9




9

9




9

9




9

9




9

10




10

10




10

10



10

10



10