



Introduction to Virtual School K-5

2020-2021

Creating a K12 Account





Thank you for attending!
Once you are approved:

You will receive a GETTING STARTED email that includes your registration ID and directions to set up the Learning coach (parent) OLS account.

Creating your K12 Online School Account OLS





GETTING STARTED

Hi Emily, Welcome

New beginnings are a special time and we are excited that you are part of our school community. In order for your student to begin school, you'll need to set up your Online School (OLS) accounts—one for yourself as the Learning Coach and the other for your student. Setting up this account is important for a successful school year.

[Set Up OLS Accounts](#)

Your registration ID is A4E4-D6J9

The Online School (OLS) is where you and your student access daily lessons, assignments, Class Connect sessions, teacher announcements, and grades.

We are so pleased to begin this education journey with you and your child!

Sincerely,

K12

Need Additional Help?
[K12 Help](#) | [Learning Coach Set Up Video](#) | [Student Set Up Video](#)
Call 1-866-512-2273

Creating your K12 Online School Account OLS



Login To Your Online school

Log in now using your K12 online account (if you are a new user who enrolled online, please use your existing account).

All fields are required.

[Forgot Username?](#)

Username

[Forgot Password?](#)

Password

I have read and accept the [Terms of Use](#) and [Privacy Policy](#).

Log In

Have a registration ID?

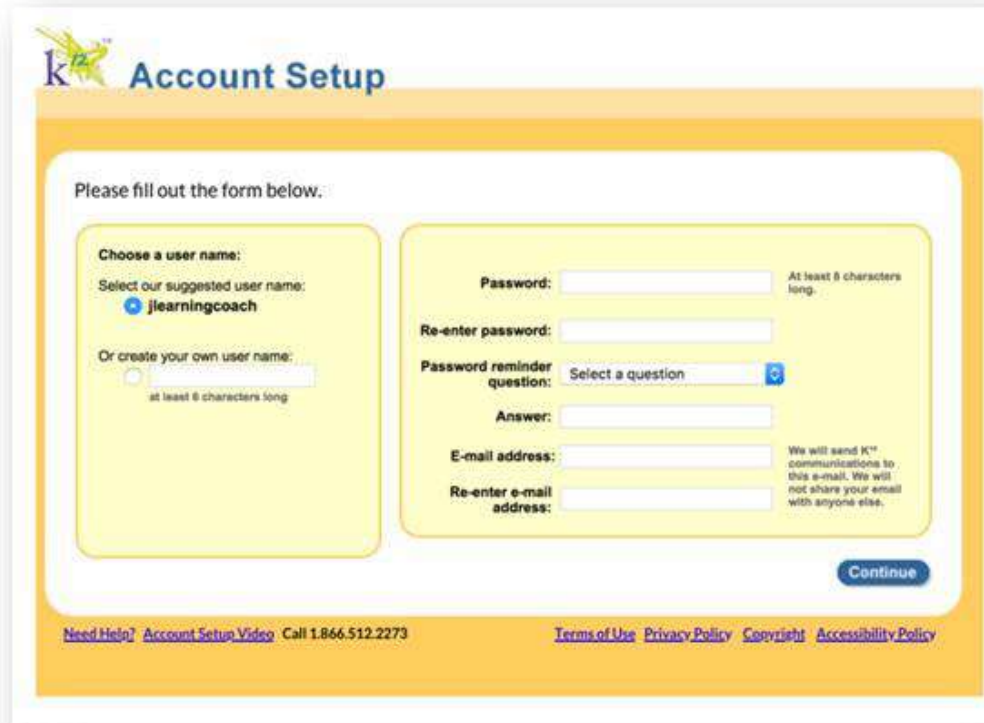
Use your K12 Registration ID to set up your K12 account.

Set Up Your Account



Creating your k12 Online School Account (OLS)

Click on “Set up OLS accounts”, the system will automatically identify your registration ID and take you directly to “Step 2” of the account creation process:



The screenshot shows the 'Account Setup' page for k12. The page has a yellow header with the k12 logo and the title 'Account Setup'. Below the header, there is a section titled 'Please fill out the form below:' which contains two main form areas. The left area is titled 'Choose a user name:' and has two options: 'Select our suggested user name:' with a radio button selected next to 'jlearningcoach', and 'Or create your own user name:' with a radio button and a text input field. The right area contains fields for 'Password:', 'Re-enter password:', 'Password reminder question:' (with a dropdown menu), 'Answer:', 'E-mail address:', and 'Re-enter e-mail address:'. There are also some informational notes on the right side of the form. At the bottom right of the form area is a 'Continue' button. At the bottom of the page, there is a footer with links for 'Need Help?', 'Account Setup Video', 'Call 1.866.512.2273', 'Terms of Use', 'Privacy Policy', 'Copyright', and 'Accessibility Policy'.

k12 Account Setup

Please fill out the form below:

Choose a user name:

Select our suggested user name:

☒ jlearningcoach

Or create your own user name:

at least 8 characters long

Password: At least 8 characters long.

Re-enter password:

Password reminder question: Select a question

Answer:

E-mail address: We will send K12 communications to this e-mail. We will not share your email with anyone else.

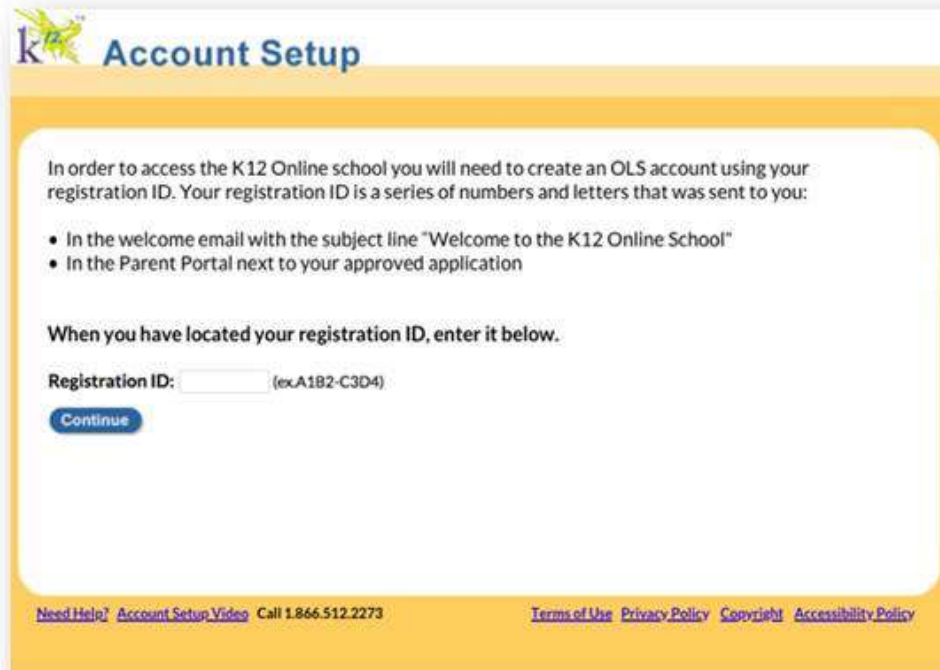
Re-enter e-mail address:

Continue

[Need Help?](#) [Account Setup Video](#) Call 1.866.512.2273 [Terms of Use](#) [Privacy Policy](#) [Copyright](#) [Accessibility Policy](#)

Creating your k12 Online School Account OLS

Enter your registration ID, found on the original Welcome email, and select continue:

A screenshot of the K12 Online School Account Setup page. The page has a yellow header with the K12 logo and the text "Account Setup". Below the header, there is a white box containing instructions and a registration ID input field. The instructions state that the user needs to create an OLS account using their registration ID, which is a series of numbers and letters sent to them. Two bullet points list where to find the registration ID: in the welcome email with the subject line "Welcome to the K12 Online School" and in the Parent Portal next to the approved application. Below the instructions, there is a text prompt: "When you have located your registration ID, enter it below." This is followed by a label "Registration ID:" and an input field. To the right of the input field is an example "(ex.A1B2-C3D4)". Below the input field is a blue button labeled "Continue". At the bottom of the page, there is a yellow footer with links for "Need Help?", "Account Setup Video", "Call 1.866.512.2273", "Terms of Use", "Privacy Policy", "Copyright", and "Accessibility Policy".

k12 Account Setup

In order to access the K12 Online school you will need to create an OLS account using your registration ID. Your registration ID is a series of numbers and letters that was sent to you:

- In the welcome email with the subject line "Welcome to the K12 Online School"
- In the Parent Portal next to your approved application

When you have located your registration ID, enter it below.

Registration ID: (ex.A1B2-C3D4)

[Continue](#)

[Need Help?](#) [Account Setup Video](#) Call 1.866.512.2273 [Terms of Use](#) [Privacy Policy](#) [Copyright](#) [Accessibility Policy](#)

Learning Coach Account View

Landing Page-My Students

Toggle between your students

FUELED DEMO SCHOOL

MY STUDENTS

MY SCHEDULE

ATTENDANCE 9

ANNOUNCEMENTS

fueleducation

Cindy "Mac" IST Mackenzie

Duncan IST Kane

Veronica IST Mars

Account

File Sharing

Filter by Day Week Overdue (1)

Courses	Assignments	Due	Progress
MTH303B Algebr...	2.01: Exponential Expressions and Equations, Part 1	Starts 12:00 AM 07/03/17 Ends 12:00 AM 07/07/17	

Events

Cindy "Mac" does not have any events scheduled for 7/06/17

Learning Coach Landing Page

My Students

Events/Class
Connects

Announcements

Soren FuelEd Training. ▾

Schedule Courses Account File Sharing

July 06, 2017 < > Select Date ▾

Day Week Overdue (8) i

Courses	Assignments	Due	Progress
MTH303B Algebra II	2: Exponentials and Logarithms	Starts 12:30 PM 07/03/17 Ends 1:00 PM 07/07/17	
ENG203B Literary Analysis an...	LC 1.02: Introduction to Persuasive Speech	Starts 1:00 PM 07/03/17 Ends 1:30 PM 07/07/17	
French Middle School 2*	French Middle School 2*	Today	
Spanish Elementary Year 1	Spanish Elementary Year 1	Today	

Events

Open Office Hours - Algebra 2

Here is where you can find your students courses and progress.

Learning Coach Landing Page

FUELED DEMO SCHOOL

MY STUDENTS

MY SCHEDULE

ATTENDANCE 23

ANNOUNCEMENTS

My Schedule

July 06, 2017 < > Select Date

Filter by Day Week i

Events

Open Office Hours - Algebra 2
Class Connect Required 1:00 PM - 1:30 PM >
Session Type: Classroom

Open Office Hours - Language Arts 10
Class Connect Required 2:00 PM - 2:30 PM >
Session Type: Classroom

Student Account View

Student Landing Page

The screenshot shows the K12 Student Landing Page. A teal box labeled "Plan: Daily/Weekly" points to the "Plan" dropdown menu in the top navigation bar, which is also highlighted with a red rectangle. A teal box labeled "Announcements" points to the left sidebar, which contains four items: "You have no new messages", "You have no new files", "You have no announcements", and a "See All Announcements" button. A teal box labeled "Today's Lessons" points to the "Lesson Shortcuts" section in the main content area. The top navigation bar includes links for "File Sharing", "My Account (1653986)", "Change User", and "Log Out". The main content area features a "Today's To Do List" for Sunday, September 27, 2020, with sections for "Class Connect Sessions" (none today) and "Lesson Shortcuts". The "Lesson Shortcuts" table lists various subjects and lessons, including Math+ Orange Appendix Summit, Math+ Orange Summit, Handwriting & Writing Skills - ELA Orange Summit, Literature & Comprehension - ELA Orange Summit, Spelling - ELA Orange Summit, Vocabulary - ELA Orange Summit, Writing Skills - ELA Orange Summit, and Spotlight on Music Grade 2. A "Quick Links" section on the right includes links to Gradebook, File Sharing, Class Connect Sessions, Contact My Teachers, Materials I'll Need, Get Ready with Advance Prep, Scholastic Go!, Engage, and Big Universe Library. A banner at the bottom right promotes the "K12 ONLINE SCHOOL" with a cartoon fox character and a "Try It Out!" button.

Plan: Daily/Weekly

Home Plan Progress Courses Messages Community Help

You have no new messages

You have no new files

You have no announcements

See All Announcements

Announcements

Today's To Do List

Sunday, September 27, 2020

Class Connect Sessions

There are no Class Connect Sessions for today.

Lesson Shortcuts

To Do	Subject	Lesson
+	Math+ Orange	Appendix Summit
+	Math+ Orange	Summit
✓	Handwriting & Writing Skills - ELA Orange	Summit
✓	Literature & Comprehension - ELA Orange	Summit
✓	Spelling - ELA Orange	Summit
✓	Vocabulary - ELA Orange	Summit
✓	Writing Skills - ELA Orange	Summit
🎵	Spotlight on Music	Grade 2

Quick Links

- ★ Gradebook
- ★ Go to File Sharing
- ★ Class Connect Sessions
- ★ Contact My Teachers
- ★ Materials I'll Need
- ★ Get Ready with Advance Prep
- ★ Scholastic Go!
- ★ Engage
- ★ Big Universe Library

K12

We're working on a new

ONLINE SCHOOL

Featuring:

- ✓ Courses
- ✓ Plan
- NEW Messages

Try It Out! >

Copyright © 2020 K12 Inc. All rights reserved. K12 is a registered trademark of K12 Inc. The K12 logo and other marks referenced herein are trademarks of K12 Inc., and other marks are owned by third parties. Privacy Policy | Copyright Policy | Terms of Use | Accessibility Policy

Weekly Plan OLS View K-5

Felicity (4)'s Plan ▾

Today's Date: Tuesday, April 20, 2010
Homeroom Teacher: Teacher SSDemo

Click to select a date.

Print Weekly Plan

Mon, 04/19/2010	Tue, 04/20/2010	Wed, 04/21/2010	Thu, 04/22/2010	Fri, 04/23/2010
<ul style="list-style-type: none"><input checked="" type="checkbox"/> MARK12 TM Reading II 1.2. Short Vowels and Sight Words Review 2	<ul style="list-style-type: none"><input type="checkbox"/> Literature 4 1.1. Child's Play<input type="checkbox"/> Literature 4 Independent Reading/Read Aloud Set aside time to read alone and with an adult<input type="checkbox"/> MARK12 TM Reading II 1.3. Short Vowels and Sight Words Review 3<input type="checkbox"/> Spelling 4 1.1. Lesson 1<input type="checkbox"/> Introduction to Music 1.1. Beat and Rhythm<input type="checkbox"/> Introduction to Online Learning 4 - 5 1.3. How K12 Lessons Work With a Focus on Math<input type="checkbox"/> Study Island Please remember to log on to Study Island today.	<ul style="list-style-type: none"><input type="checkbox"/> Idaho Math 4 2.6. (Optional) Addition and Subtraction Applications<input type="checkbox"/> Math Plus Red 1.3. Expanded Form Through 100,000,000<input type="checkbox"/> Language Skills 4 GUM 1.2. Four Kinds of Sentences<input type="checkbox"/> Language Skills 4 Test Readiness 1.2. Lesson 1: Parts One and Two<input type="checkbox"/> Literature 4 1.3. "Chanticleer and the Fox": Session 2<input type="checkbox"/> Literature 4 Independent Reading/Read Aloud Set aside time to read alone and with an adult<input type="checkbox"/> MARK12 TM Reading II 1.4. Short Vowels and Sight Words Review 4<input type="checkbox"/> Spelling 4 1.2. Lesson 2<input type="checkbox"/> History 4 2.2. William Harvey Gets to the Heart of Things<input type="checkbox"/> Art 4	<ul style="list-style-type: none"><input type="checkbox"/> Idaho Math 4 2.9. Addition and Subtraction Concepts Review and Assessment<input type="checkbox"/> Idaho Math 4 3.1. Front-End Estimation<input type="checkbox"/> Math Plus Red 1.4. Your Choice<input type="checkbox"/> Language Skills 4 GUM 1.3. Reviewing Sentences<input type="checkbox"/> Language Skills 4 GUM 1.4. Working with Subjects and Predicates<input type="checkbox"/> Language Skills 4 Test Readiness 1.3. Lesson 1: Part Three<input type="checkbox"/> Language Skills 4 Test Readiness 1.4. Lesson 2: Parts One and Two<input type="checkbox"/> Language Skills 4 Vocabulary 2.6. Unit 2 Assessment<input type="checkbox"/> Language Skills 4 Vocabulary 3.1. Lesson 1<input type="checkbox"/> Literature 4 1.4. "It Could Always Be	<ul style="list-style-type: none"><input type="checkbox"/> Math Plus Red 1.5. Compare And Order Greater Numbers (A)<input type="checkbox"/> Literature 4 1.5. "The Bear Boy"<input type="checkbox"/> Literature 4 Independent Reading/Read Aloud Set aside time to read alone and with an adult<input type="checkbox"/> Spelling 4 1.4. Lesson 4<input type="checkbox"/> History 4 2.3. What's Under That Microscope?<input type="checkbox"/> Introduction to Online Learning 4 - 5 1.6. Young Scientists in Training<input type="checkbox"/> Strategies For Success: Grade 4 1.2. Tests Have Different Kinds of Questions<input type="checkbox"/> Physical Education<input type="checkbox"/> Study Island Please remember to log on to Study Island today.

Green check indicates completed lesson

Circle indicates lesson not completed

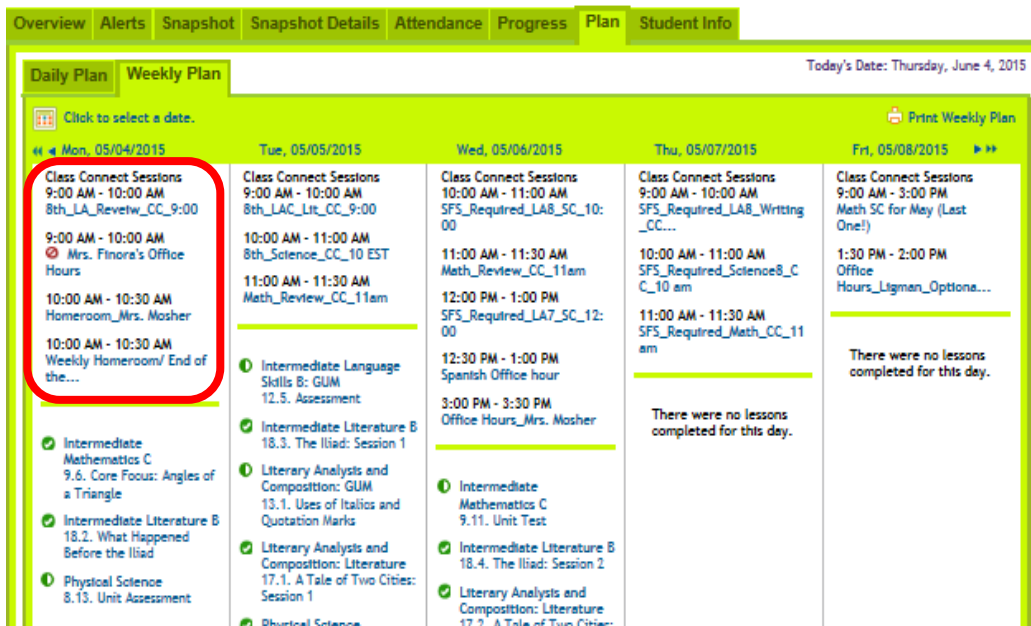
**Switch
between
Daily and
Weekly
View**

Navigate to a specific date



Class Connects

- **Class Connect:** Live class session with a group of students.



Overview Alerts Snapshot Snapshot Details Attendance Progress **Plan** Student Info

Today's Date: Thursday, June 4, 2015

Daily Plan Weekly Plan

Click to select a date. Print Weekly Plan


Mon, 05/04/2015	Tue, 05/05/2015	Wed, 05/06/2015	Thu, 05/07/2015	Fri, 05/08/2015
Class Connect Sessions 9:00 AM - 10:00 AM 8th_LA_Review_CC_9:00 9:00 AM - 10:00 AM Mrs. Finora's Office Hours 10:00 AM - 10:30 AM Homeroom_Mrs. Mosher 10:00 AM - 10:30 AM Weekly Homeroom/ End of the...	Class Connect Sessions 9:00 AM - 10:00 AM 8th_LAC_Lit_CC_9:00 10:00 AM - 11:00 AM 8th_Science_CC_10 EST 11:00 AM - 11:30 AM Math_Review_CC_11am	Class Connect Sessions 10:00 AM - 11:00 AM SFS_Required_LAB_SC_10:00 11:00 AM - 11:30 AM Math_Review_CC_11am 12:00 PM - 1:00 PM SFS_Required_LA7_SC_12:00 12:30 PM - 1:00 PM Spanish Office hour 3:00 PM - 3:30 PM Office Hours_Mrs. Mosher	Class Connect Sessions 9:00 AM - 10:00 AM SFS_Required_LAB_Writing_CC.... 10:00 AM - 11:00 AM SFS_Required_Science8_C_10 am 11:00 AM - 11:30 AM SFS_Required_Math_CC_11 am There were no lessons completed for this day.	Class Connect Sessions 9:00 AM - 3:00 PM Math SC for May (Last One!) 1:30 PM - 2:00 PM Office Hours_Ltjman_Options... There were no lessons completed for this day.

Intermediate Mathematics C
9.6. Core Focus: Angles of a Triangle
Intermediate Literature B
18.2. What Happened Before the Iliad
Physical Science
8.13. Unit Assessment

Intermediate Language Skills B: GUM
12.5. Assessment
Intermediate Literature B
18.3. The Iliad: Session 1
Literary Analysis and Composition: GUM
13.1. Uses of Italics and Quotation Marks
Literary Analysis and Composition: Literature
17.1. A Tale of Two Cities: Session 1
Physical Science

Intermediate Mathematics C
9.11. Unit Test
Intermediate Literature B
18.4. The Iliad: Session 2
Literary Analysis and Composition: Literature
17.2. A Tale of Two Cities:

Student Landing Page



File Sharing | My Account (1653986) | Change User | Log Out

Home | Plan | Progress | Courses | Messages | Community | Help

You have no new messages

You have no new files

You have no announcements

See All Announcements

Today's To Do List

Sunday, September 27, 2020

Class Connect Sessions


There are no Class Connect Sessions for today.

Lesson Shortcuts

To Do	Subject	Lesson
	Math+ Orange	Appendix Summit
	Math+ Orange	Summit
	Handwriting & Writing Skills - ELA Orange	Summit
	Literature & Comprehension - ELA Orange	Summit
	Spelling - ELA Orange	Summit
	Vocabulary - ELA Orange	Summit
	Writing Skills - ELA Orange	Summit
	Spotlight on Music	Grade 2


Quick Links

- ★ Gradebook
- ★ Go to File Sharing
- ★ Class Connect Sessions
- ★ Contact My Teachers
- ★ Materials I'll Need
- ★ Get Ready with Advance Prep
- ★ Scholastic Go!
- ★ Engage
- ★ Big Universe Library



We're working on a new

ONLINE SCHOOL




Featuring:
✓ Courses
✓ Plan
NEW Messages

Try It Out! >


Quick Links
Resources


Student Landing Page




File Sharing | My Account (1653986) | Change User | Log Out

Home | Plan | **Progress** | Courses | Messages | Community | Help

 You have no new messages


 You have no new files

 You have no announcements

See All Announcements









Today's To Do List

Sunday, September 27, 2020

 **Class Connect Sessions**


There are no Class Connect Sessions for today. ⓘ

Lesson Shortcuts

To Do	Subject	Lesson
	Math+	Orange Appendix Summit
	Math+	Orange Summit
	Handwriting & Writing Skills - ELA	Orange Summit
	Literature & Comprehension - ELA	Orange Summit
	Spelling - ELA	Orange Summit
	Vocabulary - ELA	Orange Summit
	Writing Skills - ELA	Orange Summit
	Spotlight on Music	Grade 2


Quick Links

- ★ [Gradebook](#)
- ★ [Go to File Sharing](#)
- ★ [Class Connect Sessions](#)
- ★ [Contact My Teachers](#)
- ★ [Materials I'll Need](#)
- ★ [Get Ready with Advance Prep](#)
- ★ [Scholastic Go!](#) ⓘ
- ★ [Engage](#) ⓘ
- ★ [Big Universe Library](#) ⓘ



We're working on a new

ONLINE SCHOOL



Featuring:

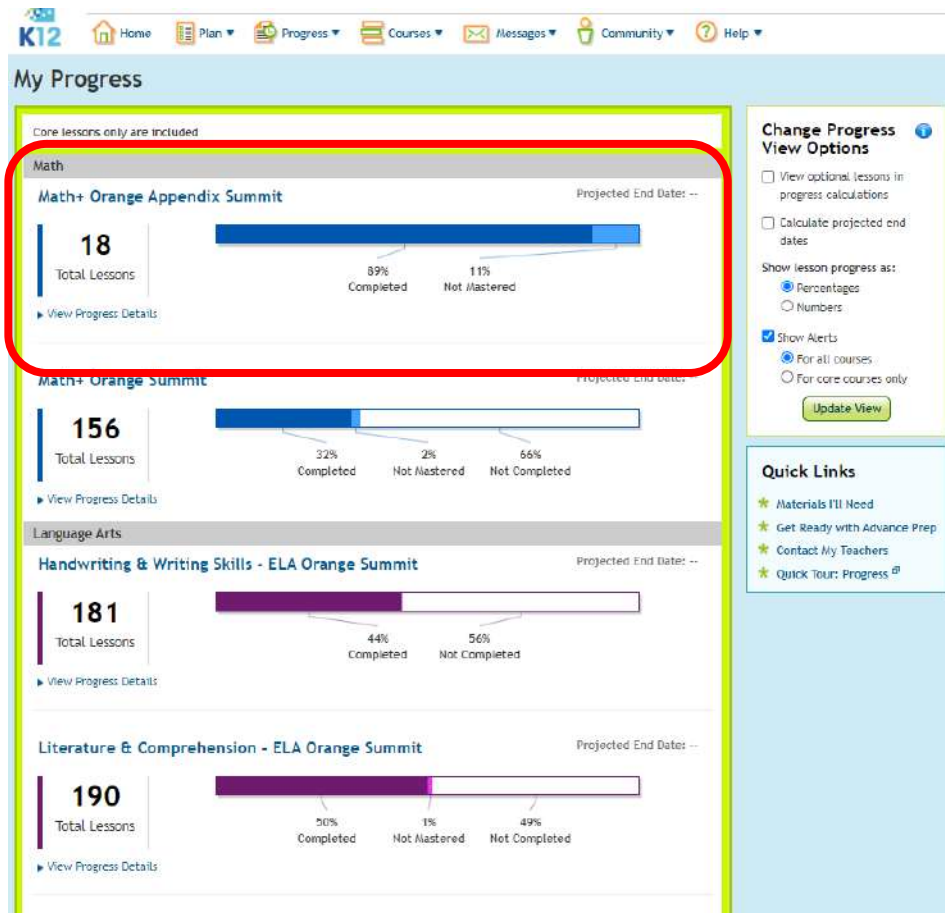
- ✓ Courses
- ✓ Plan
- NEW** Messages

Try It Out! >

Copyright © 2020 K12 Inc. All rights reserved. K12 is a registered trademark of K12 Inc. The K12 logo and other marks referenced herein are trademarks of K12 Inc., and other marks are owned by third parties.

[Privacy Policy](#) | [Copyright Policy](#) | [Terms of Use](#) | [Accessibility Policy](#)

Student Progress



Integrated Resources: Newrow Live Lesson Collaboration Tool

- Ability to add Live Lesson Links to Student Schedule & Landing Page
- Digital Whiteboard
- Recording Capabilities
- Screensharing
- Breakout Rooms
- Notes
- Live Quizzes
- Audio & Video Capabilities

