



Registration

Grade 11

January 2025

1



Registration Overview

- Today:
 - Students will receive:
 - Program of Studies (electronic)
 - Registration Folder with course selection
 - Counselors review registration details

2



Registration Overview

- During Registration Weeks:
 - Students take home registration materials to discuss choices with parents/guardians
 - Students review teacher recommendations
 - Students with an IEP visit with case manager
 - Students enter choices in PowerSchool

3



Schedule Timeline

- Students enter course selections in January
- Cancellation of classes in March
- Students make new choices in March
- Schedule conflicts resolved in May & summer
- Students receive schedules in August

4



Choices Matter

- Choose classes to meet **graduation requirements and post-secondary requirements**
- Choose classes based on your **interests & career choices**
- Choose classes based on your **ability – especially in math, science and foreign language**

5



Credit Comparison

Subject Area	FNH Requirements	College Prep Recommendations
English	4	4
Math	3	4
Science	3	4
Social Studies	3	3
Foreign Language	0	2 – depending on college
Fine Arts	0	1 – depending on college

6



Mathematics

- Algebra 1
 - Geometry or Informal Geometry
 - Algebra 2, Algebra 2 Block or Mathematics in Action
 - *College Algebra & Trigonometry*
 - *AP Statistics*
 - *Pre-Calculus*
 - *AP Calculus AB/BC*
- Electives*

7



Science Flowchart

- 9th Grade: Physical Science
- 10th Grade: Biology or (Biology and Chemistry)
- 11th Grade: Depending on your course sequence you might take one or more of the following:
- 12th Grade:
 - Chemistry
 - Physics
 - Forensic Science (1/2 cr.)
 - Environmental Science (1/2 cr.)
 - AP Chemistry
 - AP Biology
 - AP Environmental Science (1 cr.)
 - AP Physics
 - Anatomy & Physiology

8



North High Graduation Requirements

- English = 4 credits
- Social Studies = 3 credits
- Mathematics = 3 credits
- Science = 3 credits
- Physical Education & Health = 1 credit
- Electives = 8 credits
- Total Credits = 22

9



Failures and Retakes

- Students with failures in required courses should make plans for retakes with their counselor. Available options may include:
 - Summer School
(i.e., You must complete English 2 before taking English 3)
 - Registering to take the class again next year
 - Consult with your counselor

10



Summer School

- Registration opens February 1, 2025
 - Session 1 dates: June 10 – July 2
 - Session 2 dates: July 7 – July 29
- 1.5 credits is the maximum summer school load
- Classes are available in person and hybrid
- In-person classes are held at South; transportation is available
- Sports camps registration information is online
- See your counselor with registration questions

www.fargosummerschool.com

11



Program of Studies

Course Descriptions

Things you will find in the Program of Studies:

- Course information
- Graduation requirements
- Suggested college prep curriculum
- Advanced Placement & dual credit information
- ND Scholarship opportunity
- Coordinated plans of study for scholarships
- Career planning opportunities
- Credit recovery information
- 4-year planning guide
- NCAA, NAIA, & extra-curricular activities information

12



Advanced Placement

- Taking college level classes in high school
- Testing required to get college credit
- Meets a requirement for North Dakota Scholarship (or Dual Credit)
- Take AP classes if you are prepared
 - To read and study from a textbook with an advanced level of difficulty (5 levels higher)
 - To do critical thinking and analysis
 - To write essays for your assessment
 - To complete daily reading and homework outside of class

13



Dual Credit

- College credit while in high school
- Significantly reduced tuition
- Free or reduced lunch qualifies for scholarship -- almost no cost
- See page 69 in Program of Studies for dual credit courses available.

14



NCAA & NAIA Requirements

- Potential athletes should consult curriculum requirements early in high school
- Consider registering towards end of junior year
- Consult:
 - NCAA (National Collegiate Athletic Association)
<http://eligibilitycenter.org>
 - NAIA (National Association of Intercollegiate Athletics)
<http://naiaeligibilitycenter.org>
 - Mr. Shultis, Activities Director

15



Power School Overview

- Grades & Attendance
- Grade History
- Class Registration
- Program of Studies
- Access to eTranscripts, Choice Ready & ND Scholarship (See email from Nikki Brandenburger)
- 4-Year Rolling Plan

16



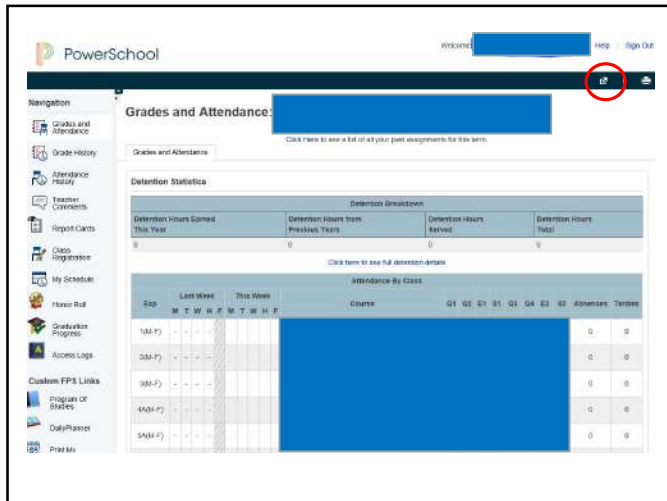
- ND Scholarship Video

The screenshot shows the PowerSchool interface. In the top right, there are links for 'Help' and 'Sign Out'. The left sidebar contains a 'Navigation' menu with items like 'Grades and Attendance', 'Grade History', 'Attendance History', 'Teacher Comments', 'Report Cards', 'Class Registration', 'My Schedule', 'Honor Roll', 'Graduation Progress', 'Access Logs', 'Customs FPS Links', 'Choice Ready', 'Program Of Studies', 'Career Pathways', 'Print My Schedule', and 'Document Storage'. The 'Choice Ready' link is circled in red. The main content area is titled 'Grades and Attendance' and features a dropdown menu set to 'CHOICE READY SCHOLARSHIP', which is also circled in red. Below this, there's a 'New tab' link. The page displays a table of student records with columns for 'Done', 'In Progress', and 'Requested'. The 'In Progress' column has a 'SCHOOL YEAR' dropdown, and the 'Requested' column has a 'SCHEDULED' dropdown. The table is organized by subject: Language Arts, Math, and Science. Under Language Arts, there are rows for 'English 1' and 'English 2', each with 'LA211' and 'LA212' sub-entries. Under Math, there are rows for 'Alg 1/Conc' and 'Geom/Inf', each with 'MA211' and 'MA212' sub-entries. Under Science, there are rows for 'Phys Sci/Phy' and 'Biology'. The 'Choice Ready' link in the sidebar is circled in red.

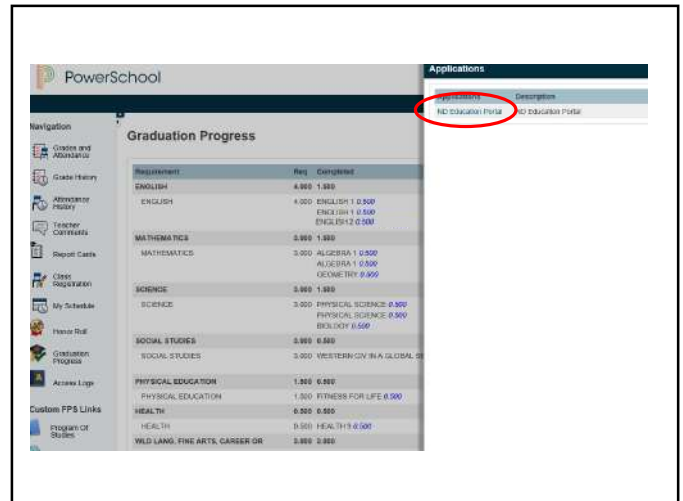
ND Scholarship

eTranscript

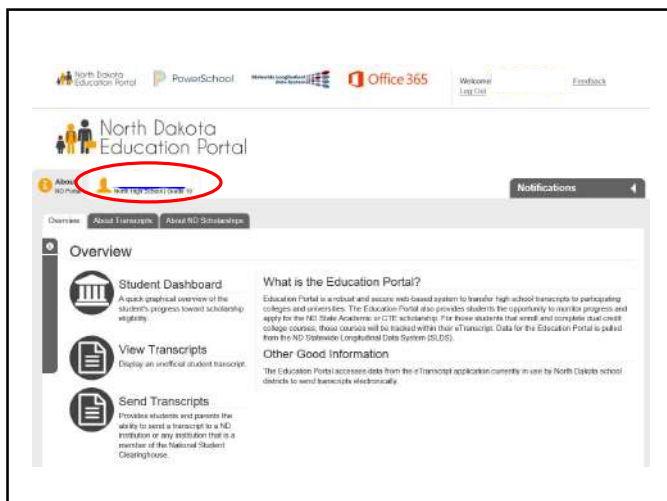
- 5



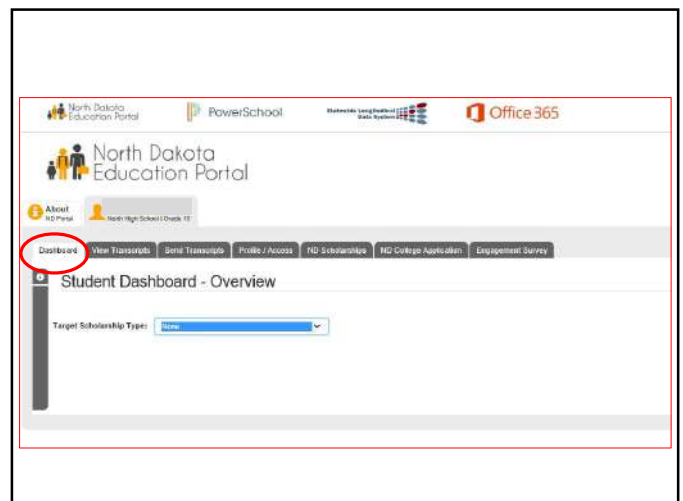
21




22



23




24



Graduation Progress

- 1 Log in to your PowerSchool account.
- 2 From the PowerSchool main screen, click on the **Class Page** icon to access your Graduation Application & Checklist.
- 3 In the dropdown menu, choose **GRADUATION PROGRESS**.
- 4 The GRADUATION PROGRESS screen will show you:
 - Classes you have completed.
 - Classes you are currently taking, and
 - Classes you still need for graduation.


29



Teacher Recommendations

- 5 To view Teacher Recommendations, click on **GRADUATION** under your demographic information and school picture while on the GRADUATION PROGRESS screen.
- 6 Your course recommendations will appear at the top of the left in Apps.
- 7 On the GRADUATION PROGRESS screen, click on **Select** to view a list of class options. Choose the classes you plan to take each year of high school for each subject area.
- 8 The next screen will show you recommendations from your teachers and allow you to create your 4-year plan.


30



Class Registration

- 1 Log in to your PowerSchool account.
- 2 From the PowerSchool main screen, click on the **Class Registration** icon to enter your course choices.
- 3 For each subject area on the class registration screen, click on the **Open** icon.
- 4 Select the course you are registering, then click **OK**. Be sure to consider teacher recommendations. You can sort classes by course code by clicking on **NUMB** at the top of the registration screen.
- 5 After selecting all your required and elective choices, scroll to the bottom of the screen to verify you are requesting the subjects, credits required.

31



Card Collection

- Mrs. Schneider: Tuesday, January 28
- Ms. Hetland: Wednesday, January 29
- Mr. Costello: Thursday, January 30

You will need:

- Completed registration card with signature
- Completed 4-year rolling plan
- Completed course requests
- Charged PLD to review course requests

32