










SAVE A COPY AND DOWNLOAD AS A POWERPOINT FOR EVERYTHING TO WORK RIGHT!

Download [this font](#) for the “# of jumps” to look right for your cards. The belt numbers font is “Forte”.  
Then screen shot and adjust sizes on [this link](#) with your changes. My grades only go to 4<sup>th</sup>, so you might need to adjust for 5<sup>th</sup> grade!

Name: \_\_\_\_\_

# of jumps without a miss

	1		2		3
	4		5		6
	7		8		9
	0		1		2