

# The Dot

aligned with

Journeys® Unit 6

Lesson 26




Name \_\_\_\_\_



Write the words. Drop the e before adding -ed or -ing.

Base Word	Add -ed	Add -ing
skate		
hike		
wave		
smile		
bike		
save		
vote		




Name \_\_\_\_\_



Answer Key

Base Word	Add -ed	Add -ing
skate	skated	skating
hike	hiked	hiking
wave	waved	waving
smile	smiled	smiling
bike	biked	biking
save	saved	saving
vote	voted	voting



Name \_\_\_\_\_



Write the words. Double the final consonant before adding -ed or -ing.

Base Word

Add -ed

Add -ing

hop

plan

zip

jog

rub

tag

slip



Name \_\_\_\_\_



# Answer Key

Base Word	Add -ed	Add -ing
hop	hopped	hopping
plan	planned	planning
zip	zipped	zipping
jog	jogged	jogging
rub	rubbed	rubbing
tag	tagged	tagging
slip	slipped	slipping




Name \_\_\_\_\_

Cut, sort, and glue the words.



Drop the E

Double the Consonant



joked

napped

hiding

hugging

driving

dropped

making

tapped

petting

shaking

slammed

riding

Name \_\_\_\_\_

## Answer Key

Drop the E

joked

hiding

driving

making

shaking

riding

Double the Consonant

napped


hugging

dropped

tapped





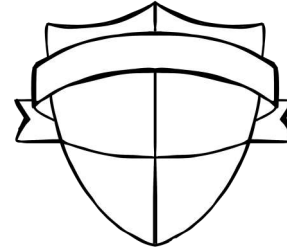

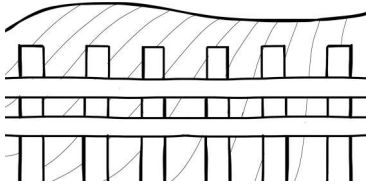
petting

slammed



Name \_\_\_\_\_

Cut and glue the **ie** words.



cashier

field

piece

shield

pier

genie

movie


pierce

shriek




Name \_\_\_\_\_

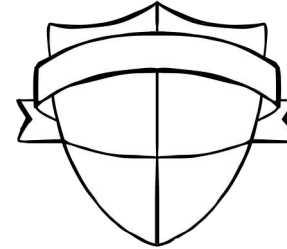
## Answer Key




field



movie



shield




pier




cashier




shriek



piece



genie



pierce

Name \_\_\_\_\_

Write the words. Use y to make the long e sound.



\_\_\_\_\_

\_\_\_\_\_

\_\_\_\_\_



\_\_\_\_\_

\_\_\_\_\_


\_\_\_\_\_



\_\_\_\_\_

\_\_\_\_\_


\_\_\_\_\_



\_\_\_\_\_

\_\_\_\_\_

\_\_\_\_\_



\_\_\_\_\_

\_\_\_\_\_


\_\_\_\_\_



\_\_\_\_\_

\_\_\_\_\_


\_\_\_\_\_



\_\_\_\_\_

\_\_\_\_\_


\_\_\_\_\_



\_\_\_\_\_

\_\_\_\_\_

\_\_\_\_\_



\_\_\_\_\_

\_\_\_\_\_

\_\_\_\_\_



\_\_\_\_\_

\_\_\_\_\_

\_\_\_\_\_



\_\_\_\_\_

\_\_\_\_\_

\_\_\_\_\_



\_\_\_\_\_

\_\_\_\_\_

\_\_\_\_\_


Name \_\_\_\_\_

Unit 6: Lesson 26 The Dot

## Answer Key




jelly




puppy



windy




bunny




story




grumpy



candy



sunny



kitty



penny



happy



windy

Name \_\_\_\_\_



Focus Skill: Compare and Contrast

How Does Vashti Change During the Story?

Beginning of  
the story

Both

End of the  
story




Name \_\_\_\_\_

Opinion Writing: What is your favorite subject at school?



Topic Sentence:




Reason:

Reason:

Reason:

Closing Sentence:



Name \_\_\_\_\_

# My Favorite School Subject

The worksheet is designed for a first-grade student to express their favorite school subject. It includes a large blank space on the left for a drawing and a series of horizontal lines on the right for writing. A decorative banner with polka dots is at the top left.

Name \_\_\_\_\_

## Grammar: Punctuation Hunt- Exclamation Marks!

Choose a book. Look for and record sentences with exclamation marks.

Practice reading the sentences with expression.





Book Title: \_\_\_\_\_



Name \_\_\_\_\_

Grammar: Exclamation Marks!

Write sentences that use exclamation marks.





Name \_\_\_\_\_

# Ways to Make Art

---

---

---

---

---

---

---


---

---

---

---

---



Name \_\_\_\_\_

# Ways to Make Art

---

---

---

---

---

---

---


---

---

---


---

---



Name \_\_\_\_\_

Opinion Writing: What is your favorite way to make art?



Topic Sentence:

Reason:

Reason:


Reason:

Closing Sentence:




Name \_\_\_\_\_

# My Favorite Way to Make Art



A large rectangular area with a decorative, jagged border. Inside the border, there are five horizontal lines for writing. In the bottom left corner, there is a small illustration of an easel with a blank canvas and a tray of paintbrushes and paint containers.

# All About Idioms



By: \_\_\_\_\_



Idiom:

It's raining cats and dogs.

What it really means:

---

---

---

---

---

---

---

---

---

---



Idiom:

I have butterflies in my  
stomach.

What it really means:

---

---

---

---

---

---

---

---

---

---



Idiom:  
You need to hold your  
horses.

What it really means:

---

---

---

---

---

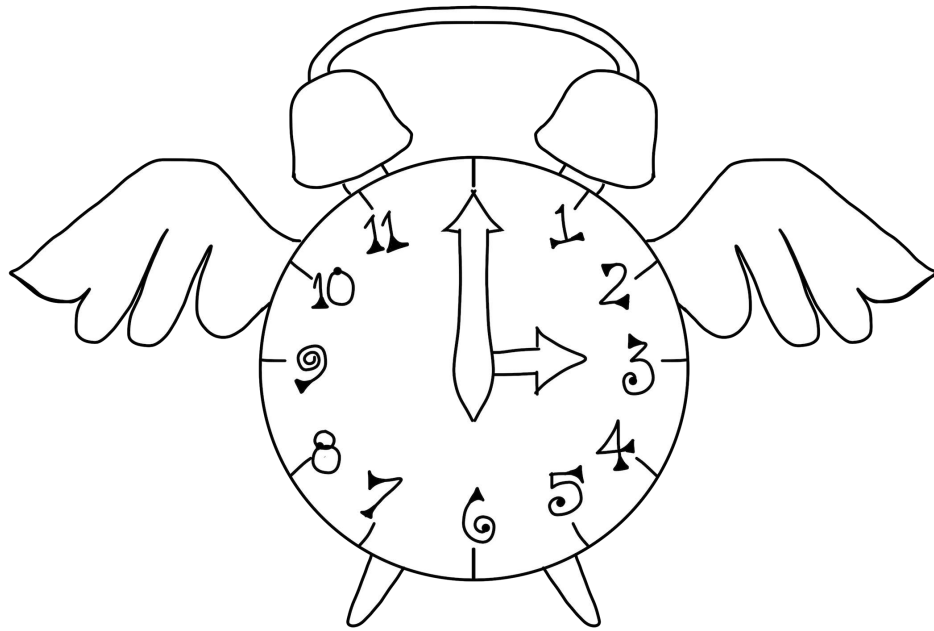
---

---

---

---

---



Idiom:

Time flies when you are  
having fun.

What it really means:

---

---

---

---

---

---

---

---

---

---





Idiom:

Don't cry over spilt milk.

What it really means:

---

---

---

---

---

---

---

---

---

---



Idiom:

That was a piece of cake!

What it really means:

---

---

---

---

---


---

---

---

---

---



Idiom:

She has her head in the  
clouds.

What it really means:

---

---

---

---

---

---

---

---

---

---