

PHOTO MONTAGE

EXPLORING TIME AND SPACE WITH JOINERS

PHOTO MONTAGE

Photomontage is the process (and result) of making a composite photograph by cutting and joining a number of other photographs. The composite picture was sometimes photographed so that the final image is converted back into a seamless photographic print. A similar method, although one that does not use film, is realized today through image-editing software. This latter technique is referred to by professionals as "compositing", and in casual usage is often called "[photoshopping](#)".^[1]






DAVID HOCKNEY




DAVID HOCKNEY




DAVID HOCKNEY



DAVID HOCKNEY



JEREMY WOLFF



JEREMY WOLFF



JEREMY WOLFF

UNIT 4 : JOINERS

- Contact Sheets (3) Due Nov 14th
expose 3+ scenes each scene must contain at least 35 images contact sheets due Nov. 14
- Make 1 16 x 20 inch file at 300 dpi -
- Final Due Monday November 21st

Using Photoshop, or printing out your images, create a final image that shows your interpretation of a joiner. Keep in mind elements of time and space and how you can use this medium to explore.




UNIT 4 : JOINERS

- Extra Credit

Print out your images and create a 3 dimensional piece for peer & teacher review.

- All existing deadlines and due dates apply.





ALLISON BIEBER 2010



SAMANTHA DONAT 2010



2010



2010



HEATHER NOLAN 2010