

LW 12/2/22
Bd App 1/12/23

**MINUTES
CANTON AREA SCHOOL DISTRICT
DECEMBER 1, 2022**

The regular meeting of the Canton Area School District Board of Education was held in the Canton Jr/Sr High School Library on Thursday, December 1, 2022 at 5:00 p.m.

MEETING CALLED TO ORDER

Our President, Mrs. Judy Sourbeer, called the meeting to order, welcomed all in attendance, and reminded the audience to please sign in if they had not done so.

All stood and recited the Pledge to the Flag.

BOARD MEMBERS PRESENT

Mrs. Judy Sourbeer, President; Mr. Eric Anderson, Mr. Gary Black, Mr. Bill Holland, Mrs. Arica Jennings, Mr. Scott May, Mr. Tom Resavage, and Mr. Denny Sourbeer.

OTHERS PRESENT

Dr. Amy Martell, Superintendent; Mr. Mark Jannone, Business Manager/Board Secretary; Mr. Michael Wells, Elementary School Principal; Mr. Donald Jacopetti, High School Principal; Attorney Cassie Blaney, District Solicitor; Mrs. Amy Repard, Support Services Director; Mr. Matt Jennings, Newspaper Reporter; Mrs. Asti Tillotson, Mrs. Sherry Lambert, and Mr. Dale Keltz.

QUALIFIED BOARD MEMBERS

All board members are qualified.

TEMPORARY BOARD PRESIDENT

Attorney Blaney called for nominations for temporary president.

Mr. Eric Anderson nominated Mr. Gary Black for temporary board president.

There were no other nominations.

A motion was made by Mr. Eric Anderson and seconded by Mr. Bill Holland to nominate Mr. Gary Black for temporary board president.

Voice Vote:	All eight members present voted yea. Mr. Ryan Allen was absent. Motion carried.
-------------	---

NOMINATIONS FOR BOARD PRESIDENT

Mr. Eric Anderson nominated Mrs. Judy Sourbeer for board president.

A motion was made by Mr. Eric Anderson and seconded by Mrs. Arica Jennings to nominate Mrs. Judy Sourbeer as board president.

Voice Vote:	All eight members present voted yea. Mr. Ryan Allen was absent. Motion carried.
-------------	---

NOMINATIONS FOR BOARD VICE PRESIDENT

Mr. Eric Anderson nominated Mr. Bill Holland for board vice president.

A motion was made by Mr. Eric Anderson and seconded by Mrs. Arica Jennings to nominate Mr. Bill Holland as board vice-president.

Voice Vote: All eight members present voted yea.
Mr. Ryan Allen was absent.
Motion carried.

DELEGATES FOR BRADFORD COUNTY TAX COLLECTION

A motion was made by Mr. Gary Black and seconded by Mr. Denny Sourbeer to appoint the delegates for the Bradford County Tax Collection and approve the Bradford County TCC Voting Delegate Appointment Resolution:

1. Mark Jannone
2. Amy Martell, First Alternate
3. Ryan Allen, Second Alternate

Voice Vote: All eight members present voted yea.
Mr. Ryan Allen was absent.
Motion carried.

2023 BOARD MEETING DATES, TIME, AND PLACE

A motion was made by Mr. Eric Anderson and seconded by Mr. Gary Black to set the 2023 board meetings: second Thursday of each month with the following exceptions: 1) no meeting in July, 2) the first Thursday in December. All meetings will be held in the Canton Jr/Sr High School library at 5:00 p.m.

Voice Vote: All eight members present voted yea.
Mr. Ryan Allen was absent.
Motion carried.

MINUTES

A motion was made by Mr. Eric Anderson and seconded by Mr. Gary Black to approve the minutes of the regular meeting of November 10, 2022.

Voice Vote: All eight members present voted yea.
Mr. Ryan Allen was absent.
Motion carried.

REPORTS

Superintendent

Dr. Amy Martell, Superintendent, reported on the following items:

- The CHS Football game against Northern Cambria ended in a win over the Colts. We received an email from their Finance Director and it really showed a lot of class to congratulate us after defeating them on Saturday.
- The semi-final football game will be Friday, December 2nd, at 7:00 p.m. at Shamokin High School against Steelton Highspire.
- Holiday activities include 12 days of Christmas, Staff Holiday Party, and PTA holiday movies.
- Starting a book study with seven teachers in January. The title is "Go See the Principal: True Tales from the School Trenches" - this was already completed with one group of teachers earlier in the school year.
- Sending four teachers to PBIS Tier I and Tier II Programs November 29th - December 2nd.
- Upcoming Events at CAES: Elementary Band and Chorus Concert on December 1st, Christmas Shoppe the week of December 5th, and the Kindergarten Grandparent Tea on December 15th.
- The special education board report was included in the board packet.
- The two security guards, Doug and Jordan, started on November 29th.

CITIZEN RECOGNITION – AGENDA RELATED

Mr. Dale Keltz addressed the board asking to which God they pledge. He stated that the district has failed to protect our children. He reminded the board that they took a pledge/oath but taxpayers are not being represented. He added that the taxpayers have failed to show up and tell the board their needs and wants. After surpassing the three-minute time limit, Dr. Martell asked Mr. Keltz to sit down.

BUSINESS

Bills

A motion was made by Mrs. Arica Jennings and seconded by Mr. Eric Anderson to approve the bills for November, 2022.

Roll Call Vote: All eight members present voted yea.
Mr. Ryan Allen was absent.
Motion carried.

Transportation Changes

A motion was made by Mrs. Arica Jennings and seconded by Mr. Eric Anderson to approve the transportation changes.

Roll Call Vote: All eight members present voted yea.
Mr. Ryan Allen was absent.
Motion carried.

Authorization for Expenditure

A motion was made by Mrs. Arica Jennings and seconded by Mr. Eric Anderson to approve the Authorization for Expenditure to purchase three vending machines to replace Pepsi machines with an estimated cost of \$7,179.

Roll Call Vote: All eight members present voted yea.
Mr. Ryan Allen was absent.
Motion carried.

Articulation Agreement

A motion was made by Mrs. Arica Anderson and seconded by Mr. Eric Anderson to approve the Articulation Agreement between State University of New York College of Agriculture and Technology at Cobleskill and Canton Area School District effective January, 2023 through January 2024.

Roll Call Vote: All eight members present voted yea.
Mr. Ryan Allen was absent.
Motion carried.

PERSONNEL

New Hire

A motion was made by Mr. Eric Anderson and seconded by Mr. Denny Sourbeer to approve the hiring of Madison Clark, part-time paraprofessional, at \$18.00 per hour with no benefits, effective November 21, 2022; all paperwork has been completed.

Roll Call Vote: All eight members present voted yea.
Mr. Ryan Allen was absent.
Motion carried.

Substitute List Addition

A motion was made by Mr. Eric Anderson and seconded by Mr. Denny Sourbeer to approve the following addition to the substitute list, pending completion of paperwork:

- a. Madisyn Neal, teacher

Roll Call Vote: All eight members present voted yea.
Mr. Ryan Allen was absent.
Motion carried.

Volunteer List Additions

A motion was made by Mr. Eric Anderson and seconded by Mr. Denny Sourbeer to approve the following additions to the volunteer list; all paperwork has been completed:

- a. Derek Leiby, wrestling, retroactive to 11/15/22.
- b. Russell Vermilya, basketball, retroactive to 11/14/22.
- c. Bill Holland, wrestling, retroactive to 11/21/22.

Roll Call Vote: All eight members present voted yea.
Mr. Ryan Allen was absent.
Motion carried.

Unpaid Days

A motion was made by Mr. Eric Anderson and seconded by Mr. Denny Sourbeer to approve unpaid days for the month of November, 2022 for the following employee:

- a. Employee #1812 - 11 days.

Roll Call Vote: All eight members present voted yea.
Mr. Ryan Allen was absent.
Motion carried.

FINANCE/POLICY

Second Reading

A motion was made by Mr. Gary Black and seconded by Mrs. Arica Jennings to approve the second reading of the following new/updated policies:

- a. Policy #000 (new) - Board Policy/Procedure/Administrative Regulations
- b. Policy #006 (updated) - Meetings
- c. Policy #008 (updated) - Organization Chart
- d. Policy #103 (updated) - Discrimination/Title IX Sexual Harassment Affecting Students
- e. Policy #104 (updated) - Discrimination/Title IX Sexual Harassment Affecting Staff
- f. Policy #137.1 (new) - Extracurricular Participation by Home Education Students
- g. Policy #140.1 (new) - Extracurricular Participation by Charter/Cyber Charter Students
- h. Policy #146.1 (new) - Trauma-Informed Approach
- i. Policy #218.1 (updated) - Weapons
- j. Policy #218.2 (updated) - Terroristic Threats
- k. Policy #230 (updated) - Public Performances by Students
- l. Policy #318 (new) - Attendance and Tardiness
- m. Policy #331 (updated) - Job Related Expenses and three attachments
- n. Policy #332 (updated) - Working Periods
- o. Policy #334 (updated) - Sick Leave
- p. Policy #335 (updated) - Family and Medical Leaves
- q. Policy #340 (updated) - Responsibility for Student Welfare
- r. Policy #346 (updated) - Workers' Compensation
- s. Policy #806 (updated) - Child Abuse
- t. Policy #913 (updated) - Non-school Organizations/Groups/Individuals

Roll Call Vote: All eight members present voted yea.
Mr. Ryan Allen was absent.
Motion carried.

OTHER ITEMS

Field Trip Request

A motion was made by Mr. Denny Sourbeer and seconded by Mr. Eric Anderson to approve the overnight field trip request from Maureen Martz for FCCLA State Office Training at Seven Springs, Champion, PA, February 10-12, 2023.

Roll Call Vote: All eight members present voted yea.
Mr. Ryan Allen was absent.
Motion carried.

Updated Calendar

A motion was made by Mr. Denny Sourbeer and seconded by Mr. Eric Anderson to approve the updated district calendar.

Roll Call Vote: All eight members present voted yea.
Mr. Ryan Allen was absent.
Motion carried.

CITIZEN RECOGNITION – NON-AGENDA RELATED

There were no comments.

Announcements

There was an Executive Session prior to the Board Meeting, at 4:45 p.m., to discuss personnel matters.

The next Board Meeting will be Thursday, January 12, 2023, at 5:00 p.m. in the Canton Jr/Sr High School Library.

Meeting Adjourned

Mrs. Sourbeer adjourned the meeting at approximately 5:37 p.m. on a unanimous voice vote.

Respectfully submitted,

Mark S. Jannone
Business Manager/Board Secretary



33 Springbrook Drive
Canton, PA 17724
Phone 570-673-6001
Fax 570-673-6007

WW 12/16/22
Bd App 1/12/23

**IDEA-Section 619
Pass Through Funds
Use of Funds Agreement
2022-2023**

Sub-grant agreement for Implementation of Individuals with Disabilities Act – Section 619, State EI by and between **BLaST IU 17** (hereinafter called "IU") and **Canton Area SD** (hereinafter called "LEA") enter into for the project period July 1, 2022 through June 30, 2023.

The LEA hereby agrees and assures that:

- A. The development and execution of this agreement shall be in accordance with IDEA Section 619; program guides issued by USDE; guidelines and directives issued by the Pennsylvania Departments of Education and Public Welfare, Office of Child Development and Early Learning (OCDEL); the terms of this agreement; and the provisions of the State IDEA Plan applicable to the period of this agreement. This agreement shall be subject to the provisions of all pertinent Federal and Pennsylvania laws, regulations, and standards, as outlined in the IDEA Section 619 Contract and Contract between BLaST Intermediate Unit # 17 and the Pennsylvania Departments of Education and Public Welfare, OCDEL.
- B. Funds must be used to provide special education and related services to five-year-old children with disabilities enrolled in kindergarten.
- C. The LEA will maintain complete cost records of all expenditures made in association with this agreement, as well as employee, programmatic, statistical records, and supporting documents. Allowable costs as outlined in **attachment A**. Those records are to be available for inspection by a representative and/or auditor of the IU or Pennsylvania Departments of Education and Public Welfare, OCDEL, if needed.
- D. **Project Number: 131-22-0017** **CFDA Number 84.173**

Allocation: \$2,508.

Project Name: IDEA 619 Pass Through

The IU agrees to cooperate with the LEA in resolving any proposed disallowances the auditors of the LEA recommend as a result of audits, or any final audit disallowances imposed by the appropriate authorities. The Intermediate Unit shall not be held liable by the LEA for such disallowed costs.

Payments will be contingent upon receipt of funds from the Pennsylvania Departments of Education and Public Welfare, OCDEL.


BLaST IU 17 Representative

Date: 12/1/2022

Canton Area SD Representative Signature

Date: _____

FIELD TRIP REQUEST

Beard Approval Needed

WN 12/16/22
Bd App 1/12/23

Destination(s): ACES Leadership Conference, Harrisburg
Harrisburg/Hershey Hilton, Lincoln Road

How many subs are needed:
0

Date of Trip Feb 25-26, 2023 Day of Week SAT/SUN Leave Time 7:30am Return to School 4pm

Number of Students/Adults B/A Circle One VAN BUS If you want a VAN, who will drive?

Where will the bus load for the trip? Back of Science Wing

Students will: (check one) ☐ Ride their regular bus home after the field trip.
☒ Arrange their own transportation home after the field trip.

Class or Grade Description Ag Experience Person in Charge Tom Hajnoski
Other Chaperones going: Tracy Hajnoski

Objective of Trip: Stop at Bass Pro on way home / Leadership Conference
Driver Room / Registration - Paid via student registration by students

Estimated Cost Of Trip - Including Subs
700.00

Additional Information, if any:

REGULATIONS

1. Persons in charge will submit a final list of persons riding the bus (including adults) to the Principal before leaving school grounds.
2. Parental permission slips will be obtained by person in charge. These will also be turned in to the Principal before leaving school grounds.
3. Students will observe the riding rules of the school. Buses are supposed to have copies of riding rules posted. Driver distractions from within the bus are to be avoided.
4. No students are to be let off the bus at any location other than the school when returning from the field trip, unless prior arrangements have been approved by the Principal or Business Manager.
5. Any irregularities of the trip (including bus and driver problems) will be reported to the Principal immediately.
6. When students have to make other arrangements to get home, the person in charge and chaperones will stay with the students until all have left the school grounds.

SIGNATURE OF PERSON IN CHARGE

ROUTING INSTRUCTIONS

Forward completed form to your Principal. If approved, Principal will forward to Business Office. Business Office will return original request to Principal after busing arrangements. Principal will keep the original form in their office and will send a copy of the form to the person in charge.

APPROVALS

Principal: Approved [Signature] Date 12/19/22
Business Manager: Approved _____ Date _____

THIS SPACE FOR BUSINESS OFFICE USE ONLY

CANTON AREA SCHOOL DISTRICT
FINANCIAL STATEMENTS AND SINGLE AUDIT REPORTS
JUNE 30, 2022

**CANTON AREA SCHOOL DISTRICT
TABLE OF CONTENTS**

	<u>PAGE</u>
INDEPENDENT AUDITORS' REPORT	1 - 2
MANAGEMENT'S DISCUSSION AND ANALYSIS	3 - 12
BASIC FINANCIAL STATEMENTS	
Government-wide Financial Statements	
Statement of Net Position	13
Statement of Activities	14
Fund Financial Statements	
Governmental Funds	
Balance Sheet	15
Reconciliation of the Governmental Funds Balance Sheet to the Statement of Net Position	16
Statement of Revenues, Expenditures and Changes in Fund Balance	17
Reconciliation of the Statement of Revenues, Expenditures and Changes in Fund Balance of Governmental Funds to the Statement of Activities	18
Proprietary Fund	
Statement of Net Position	19
Statement of Revenues, Expenses and Change in Net Position	20
Statement of Cash Flows	21
Notes to Financial Statements	22 - 47
REQUIRED SUPPLEMENTARY INFORMATION	
Budgetary Comparison Schedule - General Fund	48
Schedule of Changes in the District's Total OPEB Liability and Related Ratios	49
Schedule of District's Proportionate Share of the Net OPEB Liability - PSERS	50
Schedule of District's PSERS OPEB Contributions	51
Schedule of District's Proportionate Share of the Net Pension Liability - PSERS	52
Schedule of Employer's Contributions for PSERS	53
Notes to Required Supplementary Information	54
SINGLE AUDIT REPORTS	
Schedule of Expenditures of Federal Awards	55 - 56
Notes to Schedule of Expenditures of Federal Awards	57
Independent Auditors' Report on Internal Control Over Financial Reporting and on Compliance and Other Matters Based on an Audit of Financial Statements Performed in Accordance with <i>Government Auditing Standards</i>	58 - 59
Independent Auditors' Report on Compliance for Each Major Program and on Internal Control Over Compliance Required by the Uniform Guidance	60 - 62
Schedule of Findings and Questioned Costs	63 - 64
Summary Schedule of Prior Year Findings	65

INDEPENDENT AUDITORS' REPORT

INDEPENDENT AUDITORS' REPORT

To the Board of Education
Canton Area School District
Canton, Pennsylvania

Report on the Audit of the Financial Statements

Opinions

We have audited the accompanying financial statements of the governmental activities, the business-type activities and each major fund of the Canton Area School District (the District), as of and for the year ended June 30, 2022, and the related notes to the financial statements, which collectively comprise the District's basic financial statements as listed in the table of contents.

In our opinion, the financial statements referred to above present fairly, in all material respects, the respective financial position of the governmental activities, the business-type activities and each major fund of the Canton Area School District, as of June 30, 2022, and the respective changes in financial position, and, where applicable, cash flows thereof for the year then ended in accordance with accounting principles generally accepted in the United States of America.

Basis for Opinions

We conducted our audit in accordance with auditing standards generally accepted in the United States of America and the standards applicable to financial audits contained in *Government Auditing Standards*, issued by the Comptroller General of the United States. Our responsibilities under those standards are further described in the Auditors' Responsibilities for the Audit of the Financial Statements section of our report. We are required to be independent of the Canton Area School District and to meet our other ethical responsibilities, in accordance with the relevant ethical requirements relating to our audit. We believe that the audit evidence we have obtained is sufficient and appropriate to provide a basis for our audit opinions.

Responsibilities of Management for the Financial Statements

Management is responsible for the preparation and fair presentation of the financial statements in accordance with accounting principles generally accepted in the United States of America, and for the design, implementation, and maintenance of internal control relevant to the preparation and fair presentation of financial statements that are free from material misstatement, whether due to fraud or error.

In preparing the financial statements, management is required to evaluate whether there are conditions or events, considered in the aggregate, that raise substantial doubt about the Canton Area School District's ability to continue as a going concern for twelve months beyond the financial statement date, including any currently known information that may raise substantial doubt shortly thereafter.

Auditors' Responsibilities for the Audit of the Financial Statements

Our objectives are to obtain reasonable assurance about whether the financial statements as a whole are free from material misstatement, whether due to fraud or error, and to issue an auditors' report that includes our opinions. Reasonable assurance is a high level of assurance but is not absolute assurance and therefore is not a guarantee that an audit conducted in accordance with generally accepted auditing standards and *Government Auditing Standards* will always detect a material misstatement when it exists. The risk of not detecting a material misstatement resulting from fraud is higher than for one resulting from error, as fraud may involve collusion, forgery, intentional omissions, misrepresentations, or the override of internal control. Misstatements are considered material if there is a substantial likelihood that, individually or in the aggregate, they would influence the judgment made by a reasonable user based on the financial statements.

In performing an audit in accordance with generally accepted auditing standards and *Government Auditing Standards*, we:

- Exercise professional judgment and maintain professional skepticism throughout the audit.
- Identify and assess the risks of material misstatement of the financial statements, whether due to fraud or error, and design and perform audit procedures responsive to those risks. Such procedures include examining, on a test basis, evidence regarding the amounts and disclosures in the financial statements.
- Obtain an understanding of internal control relevant to the audit in order to design audit procedures that are appropriate in the circumstances, but not for the purpose of expressing an opinion on the effectiveness of the Canton Area School District's internal control. Accordingly, no such opinion is expressed.
- Evaluate the appropriateness of accounting policies used and the reasonableness of significant accounting estimates made by management, as well as evaluate the overall presentation of the financial statements.
- Conclude whether, in our judgment, there are conditions or events, considered in the aggregate, that raise substantial doubt about the Canton Area School District's ability to continue as a going concern for a reasonable period of time.

We are required to communicate with those charged with governance regarding, among other matters, the planned scope and timing of the audit, significant audit findings, and certain internal control-related matters that we identified during the audit.

Required Supplementary Information

Accounting principles generally accepted in the United States of America require that the management's discussion and analysis, budgetary comparison schedule - general fund, schedule of changes in the District's total OPEB liability and related ratios, schedule of district's proportionate share of the net OPEB Liability - PSERS, schedule of District's PSERS OPEB contributions, schedule of District's proportionate share of the net pension liability - PSERS, schedule of employer's contributions for PSERS, and notes to the required supplementary information on pages 3 - 12, 48, 49, 50, 51, 52, 53 and 54, respectively, be presented to supplement the basic financial statements. Such information is the responsibility of management and, although not a part of the basic financial statements, is required by the Governmental Accounting Standards Board, who considers it to be an essential part of financial reporting for placing the basic financial statements in an appropriate operational, economic, or historical context. We have applied certain limited procedures to the required supplementary information in accordance with auditing standards generally accepted in the United States of America, which consisted of inquiries of management about the methods of preparing the information and comparing the information for consistency with management's responses to our inquiries, the basic financial statements, and other knowledge we obtained during our audit of the basic financial statements. We do not express an opinion or provide any assurance on the information because the limited procedures do not provide us with sufficient evidence to express an opinion or provide any assurance.

Supplementary Information

Our audit was conducted for the purpose of forming opinions on the financial statements that collectively comprise the District's basic financial statements. The accompanying schedule of expenditures of federal awards on pages 55 - 56 is presented for purposes of additional analysis as required by Title 2 U.S. *Code of Federal Regulations* (CFR) Part 200, *Uniform Administrative Requirements, Cost Principles, and Audit Requirements for Federal Awards* is presented for purposes of additional analysis, and is not a required part of the basic financial statements. The schedule of expenditures of federal awards is the responsibility of management and was derived from and relates directly to the underlying accounting and other records used to prepare the basic financial statements. The information has been subjected to the auditing procedures applied in the audit of the basic financial statements and certain additional procedures, including comparing and reconciling such information directly to the underlying accounting and other records used to prepare the basic financial statements or to the basic financial statements themselves, and other additional procedures in accordance with auditing standards generally accepted in the United States of America. In our opinion, the schedule of expenditures of federal awards is fairly stated, in all material respects, in relation to the basic financial statements as a whole.

Other Reporting Required by *Government Auditing Standards*

In accordance with *Government Auditing Standards*, we have also issued our report dated December 16, 2022, on our consideration of the District's internal control over financial reporting and on our tests of its compliance with certain provisions of laws, regulations, contracts, and grant agreements and other matters. The purpose of that report is solely to describe the scope of our testing of internal control over financial reporting and compliance and the results of that testing, and not to provide an opinion on the effectiveness of the District's internal control over financial reporting or on compliance. That report is an integral part of an audit performed in accordance with *Government Auditing Standards* in considering the District's internal control over financial reporting and compliance.

EFPR Group, CPAs, PLLC

EFPR Group, CPAs, PLLC
Corning, New York
December 16, 2022

MANAGEMENT'S DISCUSSION AND ANALYSIS

CANTON AREA SCHOOL DISTRICT
Management's Discussion and Analysis
For the Year Ended June 30, 2022

Introduction

Our discussion and analysis of the Canton Area School District's (the "District") financial performance provides an overview of the District's financial activities for the fiscal year ended June 30, 2022. It also provides a description and understanding of the various financial statements and other financial and statistical information contained herein. This section is only an introduction and should be read in conjunction with the District's financial statements, which immediately follow this section.

Financial Highlights

- As of June 30, 2022, the District's net position on the government-wide statements amounted to a deficit of \$6,677,640 for governmental activities. The unrestricted net position was a deficit of \$14,261,770, the net investment in capital assets was \$7,550,429 and the restricted net position was \$33,701 as of June 30, 2022. The deficit in net position is caused by the net pension liability required to be recorded by GASB No. 68, as well as the other postemployment benefits (OPEB) liability required to be recorded by GASB No. 75.
- As of June 30, 2022, the District's net position on the government-wide statements amounted to a deficit of \$22,926 for business-type activities. The unrestricted net position was a deficit of \$74,539, the net investment in capital assets was \$51,613 and there were no amounts classified as restricted net position as of June 30, 2022. The deficit in net position is caused by the net pension liability required to be recorded by GASB No. 68, as well as the other postemployment benefits (OPEB) liability required to be recorded by GASB No. 75.
- The "current ratio", which is an indicator of liquidity, for governmental activities was 2.24 and 2.29 as of June 30, 2022 and 2021, respectively.
- The "current ratio", which is an indicator of liquidity, for business-type activities was 2.44 and 1.67 as of June 30, 2022 and 2021, respectively.
- The District's overall net position for governmental activities increased by \$3,142,491 or 32.00% in 2021-2022 compared with an increase of \$612,603 or 5.87% in 2020-2021.
- The District's overall net position for business-type activities increased by \$195,379 or 88.94% in 2021-2022 compared with an increase of \$19,183 or 8.03% in 2020-2021.

Overview of the Financial Statements

The discussion and analysis provided here is intended to serve as an introduction to the District's basic financial statements. These statements consist of three components: 1) government-wide financial statements, 2) fund financial statements, and 3) the notes to financial statements. The statements also include required and other supplementary information intended to furnish additional detail to support the basic financial statements themselves.

Government-Wide Financial Statements

The government-wide financial statements are designed to provide readers with a broad overview of the District's finances, in a manner similar to a private-sector business.

The statement of net position presents financial information on all of the District's assets, liabilities, and deferred inflows/outflows of resources, with the difference reported as net position. Over time, increases or decreases in net position may serve as a useful indicator of whether the financial position of the District is improving or deteriorating. Net position is classified into three components as follows:

CANTON AREA SCHOOL DISTRICT
Management's Discussion and Analysis
For the Year Ended June 30, 2022

Net Investment in Capital Assets - This amount consists of capital assets, net of accumulated depreciation and reduced by outstanding debt, excluding unspent bond proceeds, bond premiums and discounts, and deferred refunding proceeds.

Restricted Net Position - This amount is restricted by external creditors, grantors, contributors or laws or regulations of other governments.

Unrestricted Net Position - This amount is all net position that is not invested in capital assets or restricted net position.

The statement of activities presents information showing how the District's net position changed during the most recent fiscal year. All changes in net position are reported as soon as the underlying event giving rise to the change occurs, regardless of the timing of related cash flows. Thus, revenues and expenses are reported for some items that will only result in cash flows in future fiscal periods.

Both of the government-wide financial statements distinguish functions of the District that are principally supported by property taxes and intergovernmental revenues, governmental activities, from other functions that are intended to recover all or a significant portion of their costs through user fees and charges, business-type activities. The governmental activities of the District are categorized as instructional, instructional student support, administrative and financial support, operation and maintenance of plant, pupil transportation, student activities, community service, debt interest and unallocated depreciation. The business-type activities of the District include operation of the school lunch fund.

Fund Financial Statements

A fund is a grouping of related accounts that is used to maintain control over resources that have been segregated for specific activities or objectives. The District, like other state and local governments, uses fund accounting to ensure and demonstrate compliance with finance-related legal requirements. All of the funds of the District can be divided into two categories: governmental funds and proprietary funds.

Governmental Funds

Governmental funds are used to account for essentially the same functions reported as governmental activities in the government-wide financial statements. However, unlike the government-wide financial statements, governmental fund financial statements focus on near-term inflows and outflows of spendable resources, as well as on balances of spendable resources available at the end of the fiscal year. Such information may be useful in assessing a District's near-term financing requirements.

Because the focus of governmental funds is narrower than that of the government-wide financial statements, it is useful to compare the information presented for governmental funds with similar information presented for governmental activities in the government-wide financial statements. By doing so, readers may better understand the long-term impact of the government's near-term financing decisions. Both the governmental fund balance sheet and the governmental fund statement of revenues, expenditures and changes in fund balance provide a reconciliation to facilitate this comparison between governmental funds and governmental activities.

The District maintains three governmental funds. Information is presented separately in the governmental funds balance sheet and the governmental funds statement of revenues, expenditures and changes in fund balance for the general fund, student sponsored activities fund and debt service fund, which are considered to be the District's only major funds as defined by Governmental Accounting Standards Board Statement No. 34.

The District legally adopts an annual budget for its general fund. A budgetary comparison statement has been provided in the required supplementary information section of this report to demonstrate compliance with this budget.

CANTON AREA SCHOOL DISTRICT
Management's Discussion and Analysis
For the Year Ended June 30, 2022

Proprietary Fund

The District maintains one proprietary fund, which is used to report the same functions presented as business-type activities in the government-wide financial statements. The District uses the proprietary fund to account for the school lunch fund activities.

Notes to the Financial Statements

The notes provide additional information that is necessary to acquire a full understanding of the data provided in the government-wide and fund financial statements.

Required Supplementary Information

In addition to the basic financial statements and accompanying notes, this report also presents required supplementary information. This includes a budgetary comparison schedule for the general fund, schedule of changes in the District's total/net OPEB liability and related ratios, schedule of district's proportionate share of the net OPEB Liability - PSERS, schedule of District's PSERS OPEB contributions, a schedule of District's proportionate share of the net pension liability - PSERS, and the schedule of employer's contributions for PSERS. Also included in this section are the notes to required supplementary information.

Single Audit Reports

The schedule of expenditures of federal awards presents the activity of federal award programs administered by the District. Federal awards that are included in the schedule may be received directly from federal agencies, as well as federal awards that are passed through from other government agencies. The information is presented in accordance with the requirements of Title 2 U.S. *Code of Federal Regulations* (CFR) Part 200, *Uniform Administrative Requirements, Cost Principles, and Audit Requirements for Federal Awards* (Uniform Guidance), using the accrual basis of accounting. Therefore, some amounts presented in this schedule may differ from amounts presented in, or used in the preparation of, the financial statements. Also included in the single audit reports are the notes to the schedule of expenditures of federal awards, as well as information on the results from the single audit performed by the District's independent auditors'.

Government-wide Overall Financial Analysis

As noted earlier, net position may serve over time as a useful indicator of a government's financial position. The statement of net position provides the perspective of the District as a whole. The condensed statements of net position and statements of activities located in table 1 and table 2, respectively, present summarized financial data from the government-wide financial statements located in the basic financial statements section of this report. This information is presented in comparative form, with totals from the financial statements for the fiscal years ended June 30, 2022 and 2021, along with totals for the primary government as a whole.

CANTON AREA SCHOOL DISTRICT
Management's Discussion and Analysis
For the Year Ended June 30, 2022

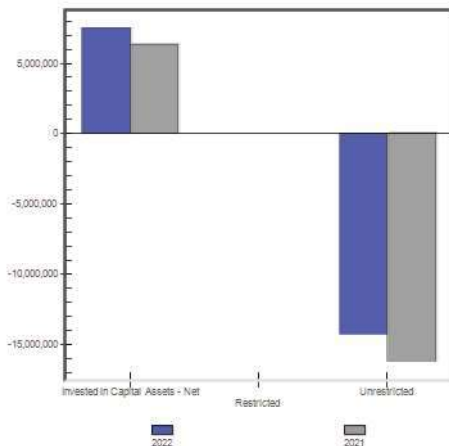
Table 1

Condensed Statements of Net Position
June 30, 2022 and 2021

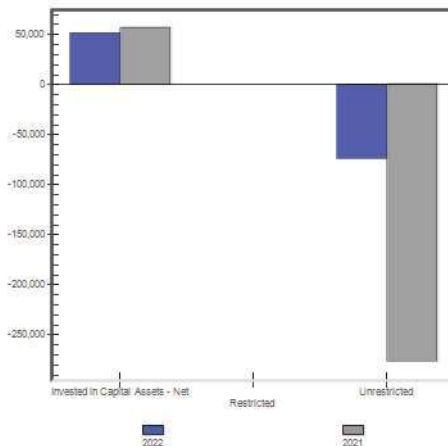
	<u>Governmental Activities</u>		<u>Business-type Activities</u>		<u>Total Primary Government</u>		<u>Total Percentage Change</u>
	<u>2022</u>	<u>2021</u>	<u>2022</u>	<u>2021</u>	<u>2022</u>	<u>2021</u>	
Assets and Deferred Outflows of Resources							
Current assets	\$ 8,289,315	\$ 6,607,053	\$ 653,606	\$ 274,594	\$ 8,942,921	\$ 6,881,647	30.0 %
Other assets	1,596,597	1,588,639	-	-	1,596,597	1,588,639	0.5 %
Capital assets	10,794,559	10,452,075	51,613	57,364	10,846,172	10,509,439	3.2 %
Deferred outflows of resources	<u>4,532,441</u>	<u>3,609,851</u>	<u>95,333</u>	<u>61,309</u>	<u>4,627,774</u>	<u>3,671,160</u>	26.1 %
Total assets and deferred outflows of resources	<u>\$ 25,212,912</u>	<u>\$ 22,257,618</u>	<u>\$ 800,552</u>	<u>\$ 393,267</u>	<u>\$ 26,013,464</u>	<u>\$ 22,650,885</u>	14.8 %
Liabilities and Deferred Inflows of Resources							
Current liabilities	\$ 3,702,707	\$ 2,880,701	\$ 268,290	\$ 164,536	\$ 3,970,997	\$ 3,045,237	30.4 %
Long-term liabilities	24,500,858	28,198,107	464,447	424,661	24,965,305	28,622,768	(12.8)%
Deferred inflows of resources	<u>3,686,987</u>	<u>998,941</u>	<u>90,741</u>	<u>23,735</u>	<u>3,777,228</u>	<u>1,022,676</u>	269.4 %
Total liabilities and deferred inflows of resources	<u>31,890,552</u>	<u>32,077,749</u>	<u>823,478</u>	<u>612,932</u>	<u>32,714,030</u>	<u>32,690,681</u>	0.1 %
Net Position							
Net investment in capital assets	7,550,429	6,367,353	51,613	57,364	7,602,042	6,424,717	18.3 %
Restricted	33,701	43,283	-	-	33,701	43,283	(22.1)%
Unrestricted	<u>(14,261,770)</u>	<u>(16,230,767)</u>	<u>(74,539)</u>	<u>(277,029)</u>	<u>(14,336,309)</u>	<u>(16,507,796)</u>	(13.2)%
Total net position	<u>\$ (6,677,640)</u>	<u>\$ (9,820,131)</u>	<u>\$ (22,926)</u>	<u>\$ (219,665)</u>	<u>\$ (6,700,566)</u>	<u>\$ (10,039,796)</u>	(33.3)%

The largest portion of the District's net position reflects its investment in capital assets, less any related outstanding debt that was used to acquire those assets. This amounted to \$7,602,042 and \$6,424,717 for the District at the fiscal years ended June 30, 2022 and 2021, respectively. Although the District's investment in capital assets is reported net of related debt, it should be noted that the resources used to repay this debt must be provided from other sources, since the capital assets themselves cannot be used to liquidate these liabilities. The District has a portion of its net position restricted for scholarships for students at the District. This amounted to \$33,701 and \$43,283 for the District at the fiscal years ended June 30, 2022 and 2021, respectively. The remaining balance of net position is an unrestricted deficit caused by the net pension liability required to be recorded by GASB No. 68, as well as the other postemployment benefits (OPEB) liability required to be recorded by GASB No. 75. At June 30, 2022 and 2021, the District had a deficit unrestricted net position of \$14,336,309 and \$16,507,796, respectively.

Net Position Components - Governmental



Net Position Components - Business-Type



CANTON AREA SCHOOL DISTRICT
Management's Discussion and Analysis
For the Year Ended June 30, 2022

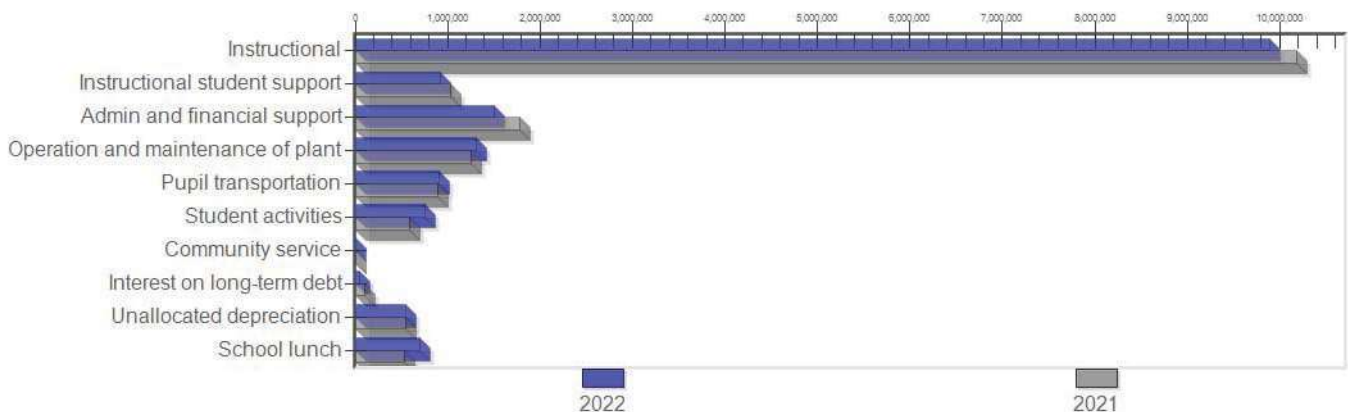
Table 2

Condensed Statements of Activities
For the Years Ended June 30, 2022 and 2021

	<u>Governmental Activities</u>		<u>Business-type Activities</u>		<u>Total Primary Government</u>		<u>Total</u>
	<u>2022</u>	<u>2021</u>	<u>2022</u>	<u>2021</u>	<u>2022</u>	<u>2021</u>	<u>Percentage Change</u>
Revenues							
Program Revenues							
Charges for services	\$ 50,271	\$ 20,888	\$ 58,691	\$ 31,350	\$ 108,962	\$ 52,238	108.6 %
Operating grants and contributions	6,579,517	5,058,914	840,717	521,178	7,420,234	5,580,092	33.0 %
Capital grants and contributions	290,403	278,342	-	-	290,403	278,342	4.3 %
Total program revenues	6,920,191	5,358,144	899,408	552,528	7,819,599	5,910,672	32.3 %
General Revenues							
Property taxes and related items	4,148,890	4,092,403	-	-	4,148,890	4,092,403	1.4 %
Grants, subsidies, and contributions	7,690,917	7,383,868	-	-	7,690,917	7,383,868	4.2 %
Investment earnings	42,582	22,967	-	-	42,582	22,967	85.4 %
Miscellaneous	226,171	149,306	-	-	226,171	149,306	51.5 %
Total general revenues	12,108,560	11,648,544	-	-	12,108,560	11,648,544	3.9 %
Total revenues	19,028,751	17,006,688	899,408	552,528	19,928,159	17,559,216	13.5 %
Program Expenses							
Instructional	9,889,175	10,178,499	-	-	9,889,175	10,178,499	(2.8)%
Instructional student support	918,484	1,034,337	-	-	918,484	1,034,337	(11.2)%
Administrative and financial support	1,507,168	1,787,063	-	-	1,507,168	1,787,063	(15.7)%
Operation and maintenance of plant	1,315,247	1,251,945	-	-	1,315,247	1,251,945	5.1 %
Pupil transportation	902,544	891,271	-	-	902,544	891,271	1.3 %
Student activities	758,780	592,058	-	-	758,780	592,058	28.2 %
Community service	60	60	-	-	60	60	0.0 %
Interest on long-term debt	53,953	105,680	-	-	53,953	105,680	(48.9)%
Unallocated depreciation	540,849	553,172	-	-	540,849	553,172	(2.2)%
School lunch	-	-	704,029	533,345	704,029	533,345	32.0 %
Total expenses	15,886,260	16,394,085	704,029	533,345	16,590,289	16,927,430	(2.0)%
Changes in net position	\$ 3,142,491	\$ 612,603	\$ 195,379	\$ 19,183	\$ 3,337,870	\$ 631,786	428.3 %

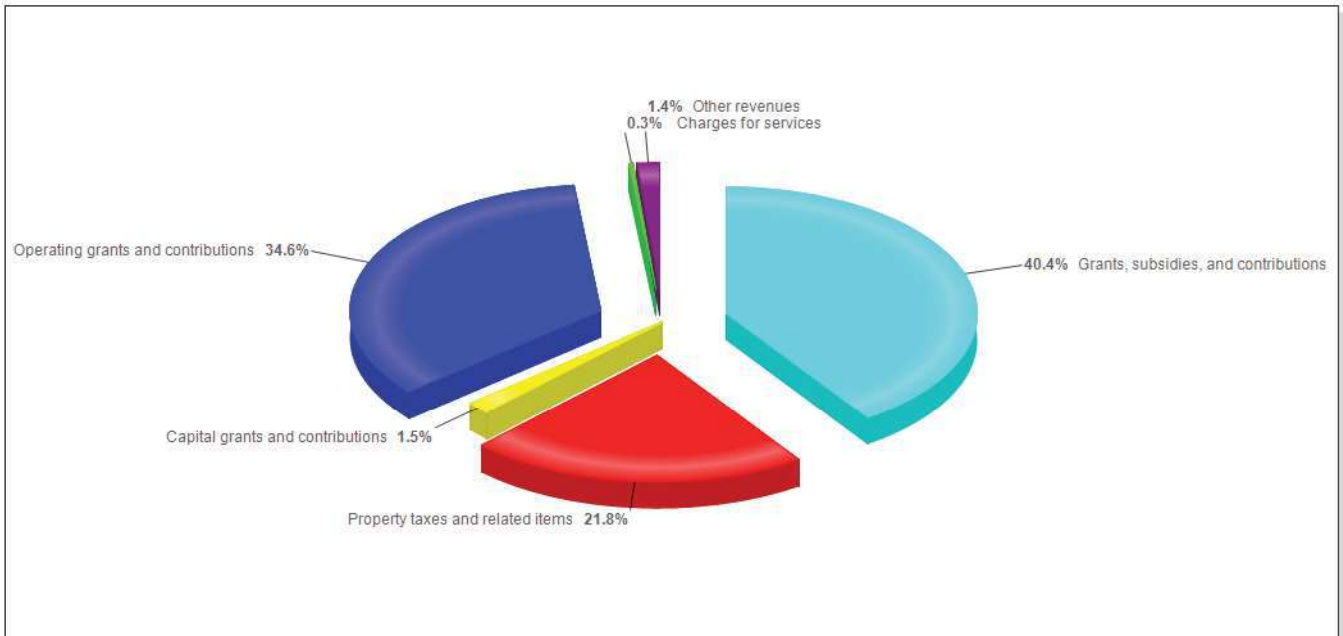
The District's governmental activities experienced an increase in net position of \$3,142,491 for the fiscal year ended June 30, 2022. This represents an increase of approximately 32.00% from the previous fiscal year. Governmental activities revenues experienced an increase from state reimbursement subsidies for retirement and basic education funding as well as an increase in federal sources primarily related to funds awarded as part of the American Rescue Plan Act. Expenditures were consistent with the previous year. The District's business-type activities experienced an increase in net position of \$195,379 for the fiscal year ended June 30, 2022. This represents an increase of approximately 88.94% from the previous fiscal year. Revenues increased for the business-type activities primarily due to higher meal reimbursement rates due to the District's participation in the seamless summer option program as well as more in person learning increasing the number of meals reimbursed through the program.

Comparative Expenses by Function

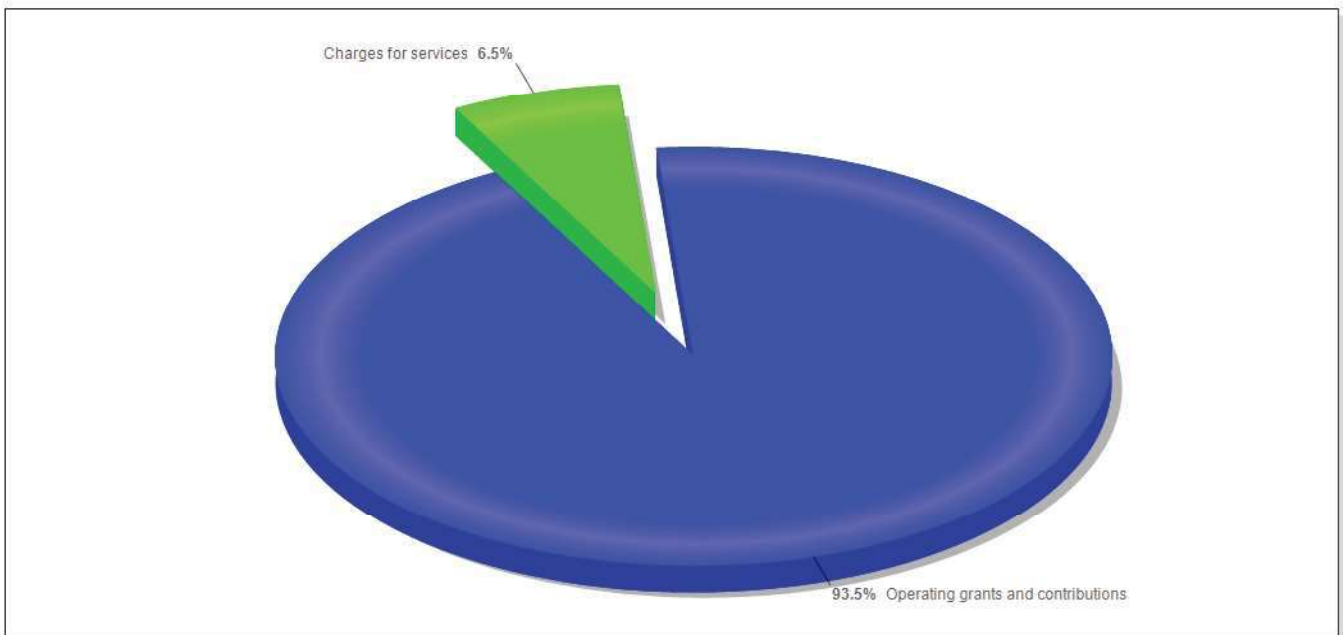


**CANTON AREA SCHOOL DISTRICT
Management's Discussion and Analysis
For the Year Ended June 30, 2022**

**Sources of Revenues for Governmental Activities
Fiscal Year 2022**



**Sources of Revenues for Business-Type Activities
Fiscal Year 2022**



CANTON AREA SCHOOL DISTRICT
Management's Discussion and Analysis
For the Year Ended June 30, 2022

The tables below present the cost of each of the District's functions and programs, as well as each function's net cost (total cost less revenues generated by the activity). Providing this information allows residents within the District to consider the cost of each function in comparison to the benefits they believe are provided by that function.

<u>Total Cost of Services</u>			
	<u>2022</u>	<u>2021</u>	<u>Percentage Change</u>
Instructional	\$ 9,889,175	\$ 10,178,499	(2.8)%
Instructional student support	918,484	1,034,337	(11.2)%
Administrative and financial support	1,507,168	1,787,063	(15.7)%
Operation and maintenance of plant	1,315,247	1,251,945	5.1 %
Pupil transportation	902,544	891,271	1.3 %
Student activities	758,780	592,058	28.2 %
Community service	60	60	- %
Interest on long-term debt	53,953	105,680	(48.9)%
Unallocated depreciation	540,849	553,172	(2.2)%
School lunch	<u>704,029</u>	<u>533,345</u>	32.0 %
Total expenses	<u>\$ 16,590,289</u>	<u>\$ 16,927,430</u>	(2.0)%

<u>Net Cost (Profit) of Services</u>			
	<u>2022</u>	<u>2021</u>	<u>Percentage Change</u>
Instructional	\$ 4,138,401	\$ 5,800,701	(28.7)%
Instructional student support	754,290	888,337	(15.1)%
Administrative and financial support	1,250,049	1,537,074	(18.7)%
Operation and maintenance of plant	1,165,692	1,109,834	5.0 %
Pupil transportation	902,544	891,271	1.3 %
Student activities	450,634	428,154	5.3 %
Community service	60	60	- %
Interest on long-term debt	(236,450)	(172,662)	36.9 %
Unallocated depreciation	540,849	553,172	(2.2)%
School lunch	<u>(195,379)</u>	<u>(19,183)</u>	918.5 %
Total net cost	<u>\$ 8,770,690</u>	<u>\$ 11,016,758</u>	(20.4)%

CANTON AREA SCHOOL DISTRICT
Management's Discussion and Analysis
For the Year Ended June 30, 2022

Capital Assets

At June 30, 2022, the District had \$27,181,214 invested in land, buildings and improvements, and furniture and equipment. Depreciation expense of \$546,600 has been recorded for the year ended June 30, 2022, with an ending accumulated depreciation balance of \$16,335,042. The net book value of capital assets at June 30, 2022, was \$10,846,172.

The table presented below displays the fiscal 2022 and 2021 balances for the major classes of assets:

Capital Assets (Net of Depreciation)
At June 30, 2022 and 2021

	<u>2022</u>	<u>2021</u>	Total Percentage Change
Land	\$ 1,265,599	\$ 1,265,599	- %
Construction in progress	883,333	-	100.0 %
Site improvements	860,418	963,345	(10.7)%
Buildings	7,714,145	8,121,341	(5.0)%
Vehicles	4,344	7,240	(40.0)%
Equipment, furniture and fixtures	<u>118,333</u>	<u>151,914</u>	(22.1)%
Total	<u>\$ 10,846,172</u>	<u>\$ 10,509,439</u>	3.2 %

Additional information on the District's capital assets can be found in the notes to the financial statements.

Long-Term Obligations

At June 30, 2022 and 2021, the District had total long-term obligations of \$25,759,131 and \$29,463,360, respectively. The District has maintained a credit rating of A from Standard and Poor's for the fiscal years ended June 30, 2022 and 2021. The table presented below displays the fiscal 2022 and 2021 balances for the long-term obligations:

Long-Term Obligations
At June 30, 2022 and 2021

	<u>2022</u>	<u>2021</u>	Total Percentage Change
Bonds payable - net of premiums	\$ 3,244,130	\$ 4,084,722	(20.6)%
Compensated absences	185,290	203,252	(8.8)%
Separately financed specific liabilities - OPEB	100	100	- %
Total OPEB liability - local	574,211	553,186	3.8 %
Net OPEB liability - proportionate share	1,183,000	1,035,000	14.3 %
Separately financed specific liabilities - pension	3,400	2,100	61.9 %
Net pension liability - proportionate share	<u>20,569,000</u>	<u>23,585,000</u>	(12.8)%
Total	<u>\$25,759,131</u>	<u>\$ 29,463,360</u>	(12.6)%

Additional information on the District's long-term obligations can be found in the notes to the financial statements.

CANTON AREA SCHOOL DISTRICT
Management's Discussion and Analysis
For the Year Ended June 30, 2022

Governmental Fund Analysis

Governmental fund financial statements are accounted for using the modified accrual basis of accounting. All governmental funds had total revenues and other financing sources of \$19,926,333 and \$21,324,761, and expenditures and other financing uses of \$19,106,574 and \$20,998,135 in 2022 and 2021, respectively. Overall fund balance for all governmental funds increased by \$819,759 in 2022, which represents a change of approximately 13.80%. The components of the change are as follows:

- The fund balance in the general fund increased by \$816,396, which represents a change of approximately 14.15%.
- Total revenues and other financing sources in the general fund increased by \$1,878,086 and total expenditures and other financing uses increased by \$1,379,749.
- There was no change to the fund balance in the debt service fund.
- The fund balance in the student sponsored activities fund increased by \$3,363, which represents a change of approximately 1.98%.

General Fund Budgetary Highlights

A budgetary comparison schedule for the District's general fund is presented as required supplementary information of these financial statements. The District's budgetary policies are described in the notes to required supplementary information.

Significant Variances Between Amended Budget and Actual Results

Significant variances between the amended budget and actual results are described in the following paragraph. The table immediately following the District's analysis of the variances between the amended budget and actual results displays the variances as illustrated in the budgetary comparison schedule.

The District collected higher than anticipated earned income taxes, collected ERATE funding during the year, as well as received a larger grant allocation for IDEA funding through BLaST Intermediate Unit #17 which caused actual local sources to be \$522,220 higher than the amended budget. State sources were \$742,711 higher than budget due to the fact that the District did not anticipate an increase in state funding and based the budget on prior year actuals to be conservative. The District continued to be allocated significant federal funding through the ESSER program but did not spend as much of the funding as anticipated before the end of 2021-2022 which caused revenue to be lower than budget by \$323,536. The excess federal funding continues to be a result of multiple waves of funding in response to the COVID-19 virus. Existing site improvement services expenditures were higher than budget based on the fact that the District began a roof repair project during 2021-2022 which they did not budget to be completed during this fiscal year. The District budgets their debt service payments in the general fund and not in interfund transfers causing variances for those expenditures compared to budget. Actual debt service payments transferred out of the general fund were lower than budget due to the refunding of the bond during 2020-2021 which lowered the debt service payments required for this fiscal year. Finally, the District has built a budgetary reserve as a result of being able to use grant funding to support certain operations at the District. These funds will be utilized in subsequent periods to soften future tax increases and fund unexpected costs incurred by the District. In addition, the District plans to utilize the funds to make infrastructure improvements.

	Amended to Actual			
	At June 30, 2022			
	<u>Amended</u>	<u>Actual</u>	<u>Variance</u>	
Revenues and Other Sources				
Local sources	\$ 4,229,266	\$ 4,751,486	\$ 522,220	
State sources	\$ 10,898,490	\$ 11,641,201	\$ 742,711	
Federal sources	\$ 2,709,000	\$ 2,385,464	\$ (323,536)	
Expenditures and Other Uses				
Existing site improvement services	\$ 160,000	\$ 883,333	\$ (723,333)	
Debt service	\$ 965,073	\$ -	\$ 965,073	
Budgetary reserve	\$ 1,299,900	\$ -	\$ 1,299,900	
Interfund transfers out	\$ -	\$ 896,908	\$ (896,908)	

CANTON AREA SCHOOL DISTRICT
Management's Discussion and Analysis
For the Year Ended June 30, 2022

Economic Factors and Next Year's Budget

The general fund budget for the 2022-2023 school year was approved by the voters in the amount of \$20,155,127. This is an increase of 13% over the previous year's budget. The 2022-2023 budget is impacted by certain trends impacting school districts. These include increases in retirement contributions and health insurance costs. The COVID-19 pandemic has caused unexpected costs and high inflation which are expected to continue into 2022-2023 school year.

During the year ended June 30, 2022 the District was awarded approximately \$2,543,548 in ARP Education Stabilization Funding for Elementary and Secondary School Emergency Relief Funds to be spent between March 13, 2020 and September 30, 2024.

Contacting the District's Financial Management

This financial report is designed to provide the District's citizens, taxpayers, customers, investors, and creditors with a general overview of the District's finances and to demonstrate the District's accountability for the money it receives. If you have questions about this report or need additional financial information, please contact:

Canton Area School District
Attn: Mr. Mark Jannone, Business Manager
509 East Main Street
Canton, Pennsylvania 17724

BASIC FINANCIAL STATEMENTS

CANTON AREA SCHOOL DISTRICT
Statement of Net Position
June 30, 2022

	<u>Governmental Activities</u>	<u>Business-type Activities</u>	<u>Total</u>
Current Assets			
Cash and cash equivalents	\$ 6,152,860	\$ 557,925	\$ 6,710,785
Taxes receivable	349,415	-	349,415
Due from other governments	1,787,040	84,352	1,871,392
Other receivables	-	48	48
Inventories	<u>-</u>	<u>11,281</u>	<u>11,281</u>
Total current assets	<u>8,289,315</u>	<u>653,606</u>	<u>8,942,921</u>
Other Assets			
Capital assets - net	10,794,559	51,613	10,846,172
Investments	<u>1,596,597</u>	<u>-</u>	<u>1,596,597</u>
Total other assets	<u>12,391,156</u>	<u>51,613</u>	<u>12,442,769</u>
Deferred Outflows of Resources			
Deferred outflows of resources - pensions	4,169,237	87,693	4,256,930
Deferred outflows of resources - OPEB - local	123,646	2,601	126,247
Deferred outflows of resources - OPEB - proportionate share	<u>239,558</u>	<u>5,039</u>	<u>244,597</u>
Total deferred outflows of resources	<u>4,532,441</u>	<u>95,333</u>	<u>4,627,774</u>
Current Liabilities			
Internal balances	(224,015)	224,015	-
Accounts payable	1,051,803	44,275	1,096,078
Payroll accruals and withholdings	2,073,218	-	2,073,218
Accrued interest	7,875	-	7,875
Bonds payable - current portion - net of premiums	<u>793,826</u>	<u>-</u>	<u>793,826</u>
Total current liabilities	<u>3,702,707</u>	<u>268,290</u>	<u>3,970,997</u>
Long-Term Liabilities			
Compensated absences	180,836	4,454	185,290
Bonds payable - net of current portion and premiums	2,450,304	-	2,450,304
Separately financed specific liabilities - OPEB - proportionate share	98	2	100
Total OPEB liability - local	562,382	11,829	574,211
Net OPEB liability - proportionate share	1,158,630	24,370	1,183,000
Separately financed specific liabilities - pension	3,330	70	3,400
Net pension liability - proportionate share	<u>20,145,278</u>	<u>423,722</u>	<u>20,569,000</u>
Total long-term liabilities	<u>24,500,858</u>	<u>464,447</u>	<u>24,965,305</u>
Deferred Inflows of Resources			
Deferred inflows of resources - pensions	3,494,499	73,501	3,568,000
Deferred inflows of resources - OPEB - local	160,168	3,369	163,537
Deferred inflows of resources - OPEB - proportionate share	32,320	680	33,000
Advances on future period revenue	<u>-</u>	<u>13,191</u>	<u>13,191</u>
Total deferred inflows of resources	<u>3,686,987</u>	<u>90,741</u>	<u>3,777,728</u>
Net Position			
Net investment in capital assets	7,550,429	51,613	7,602,042
Restricted			
Restricted for scholarships	33,701	-	33,701
Unrestricted	<u>(14,261,770)</u>	<u>(74,539)</u>	<u>(14,336,309)</u>
Total net position	<u>\$ (6,677,640)</u>	<u>\$ (22,926)</u>	<u>\$ (6,700,566)</u>

The accompanying notes are an integral part of these financial statements.

CANTON AREA SCHOOL DISTRICT
Statement of Activities
For the Year Ended June 30, 2022

Functions/Programs	<u>Program Revenues</u>				<u>Net (Expenses) Revenues and Changes in Position</u>		
	<u>Expenses</u>	<u>Charges for Services</u>	<u>Operating Grants and Contributions</u>	<u>Capital Grants and Contributions</u>	<u>Primary Government</u>		<u>Total</u>
					<u>Governmental Activities</u>	<u>Business-type Activities</u>	
Governmental activities							
Instructional	\$ 9,889,175	\$ 39,972	\$ 5,710,802	\$ -	\$ (4,138,401)	\$ -	\$ (4,138,401)
Instructional student support	918,484	-	164,194	-	(754,290)	-	(754,290)
Administrative and financial support	1,507,168	-	257,119	-	(1,250,049)	-	(1,250,049)
Operation and maintenance of plant	1,315,247	10,299	139,256	-	(1,165,692)	-	(1,165,692)
Pupil transportation	902,544	-	-	-	(902,544)	-	(902,544)
Student activities	758,780	-	308,146	-	(450,634)	-	(450,634)
Community service	60	-	-	-	(60)	-	(60)
Interest on long-term debt	53,953	-	-	290,403	236,450	-	236,450
Unallocated depreciation	540,849	-	-	-	(540,849)	-	(540,849)
Total governmental activities	<u>15,886,260</u>	<u>50,271</u>	<u>6,579,517</u>	<u>290,403</u>	<u>(8,966,069)</u>	<u>-</u>	<u>(8,966,069)</u>
Business-type activities							
School lunch fund	704,029	58,691	840,717	-	-	195,379	195,379
Total primary government	<u>\$ 16,590,289</u>	<u>\$ 108,962</u>	<u>\$ 7,420,234</u>	<u>\$ 290,403</u>	<u>(8,966,069)</u>	<u>195,379</u>	<u>(8,770,690)</u>
General Revenues							
Property taxes and other tax items					4,148,890	-	4,148,890
General purpose grants, subsidies and contributions					7,690,917	-	7,690,917
Earnings on investments					42,582	-	42,582
Miscellaneous income					226,171	-	226,171
Use of money and property					-	1,360	1,360
Total general revenues					<u>12,108,560</u>	<u>1,360</u>	<u>12,109,920</u>
Changes in Net Position					3,142,491	196,739	3,339,230
Net Position - Beginning					<u>(9,820,131)</u>	<u>(219,665)</u>	<u>(10,039,796)</u>
Net Position - Ending					<u>\$ (6,677,640)</u>	<u>\$ (22,926)</u>	<u>\$ (6,700,566)</u>

The accompanying notes are an integral part of these financial statements.

CANTON AREA SCHOOL DISTRICT
Balance Sheet
Governmental Funds
June 30, 2022

	<u>General Fund</u>	<u>Debt Service Fund</u>	<u>Student Sponsored Activities Fund</u>	<u>Total Governmental Funds</u>
ASSETS				
Assets				
Cash and cash equivalents	\$ 5,979,488	\$ -	\$ 173,372	\$ 6,152,860
Investments	1,596,597	-	-	1,596,597
Taxes receivable	349,415	-	-	349,415
Due from other funds	224,015	-	-	224,015
Due from other governments	<u>1,787,040</u>	<u>-</u>	<u>-</u>	<u>1,787,040</u>
Total Assets	<u>\$ 9,936,555</u>	<u>\$ -</u>	<u>\$ 173,372</u>	<u>\$ 10,109,927</u>
LIABILITIES, DEFERRED INFLOWS OF RESOURCES AND FUND BALANCES				
Liabilities				
Accounts payable	\$ 1,051,803	\$ -	\$ -	\$ 1,051,803
Payroll accruals and withholdings	<u>2,073,218</u>	<u>-</u>	<u>-</u>	<u>2,073,218</u>
Total liabilities	<u>3,125,021</u>	<u>-</u>	<u>-</u>	<u>3,125,021</u>
Deferred Inflows of Resources				
Advances on future period revenues	<u>223,818</u>	<u>-</u>	<u>-</u>	<u>223,818</u>
Fund Balances				
Restricted				
Reserve for scholarships	33,701	-	-	33,701
Assigned				
Reserve for subsequent year	502,200	-	-	502,200
Reserve for PSERS/health insurance	4,516,219	-	-	4,516,219
Reserve for student sponsored activities	-	-	173,372	173,372
Unassigned	<u>1,535,596</u>	<u>-</u>	<u>-</u>	<u>1,535,596</u>
Total fund balances	<u>6,587,716</u>	<u>-</u>	<u>173,372</u>	<u>6,761,088</u>
Total Liabilities, Deferred Inflows of Resources and Fund Balances	<u>\$ 9,936,555</u>	<u>\$ -</u>	<u>\$ 173,372</u>	<u>\$ 10,109,927</u>

The accompanying notes are an integral part of these financial statements.

CANTON AREA SCHOOL DISTRICT
Reconciliation of the Governmental Funds Balance Sheet to the Statement of Net Position
June 30, 2022

Total Governmental Fund Balances	\$ 6,761,088
---	---------------------

Amounts reported for governmental activities in the statement of net position are different because:

Capital assets used in governmental activities are not financial resources and therefore are not reported in the funds. These assets consisted of the following:

Capital assets - not depreciated		
Land	\$ 1,265,599	
Construction in progress	883,333	
Total capital assets - not depreciated		2,148,932
Capital assets - net of depreciation		
Site improvements	2,742,307	
Buildings	21,538,803	
Vehicles	47,469	
Equipment, furniture and fixtures	<u>427,401</u>	
Total depreciable capital assets	24,755,980	
Less, accumulated depreciation	<u>(16,110,353)</u>	
Total capital assets - net of depreciation		8,645,627

Long-term liabilities that are not due and payable in the current period are not reported in the funds. These liabilities consist of the following:

Bonds payable - net of premium	(3,244,130)	
Accrued interest	(7,875)	
Compensated absences	<u>(180,836)</u>	
Total liabilities		(3,432,841)

Property taxes receivable not considered available for current operations are deferred inflows of resources in the government funds but recognized as revenue in the statement of activities.

223,818

Pension and OPEB liabilities and deferred inflows and outflows are not reported in governmental funds. These consist of the following:

Deferred outflows of resources - pensions	4,169,237	
Deferred inflows of resources - pensions	(3,494,499)	
Separately financed specific liabilities - pension	(3,330)	
Net pension liability - proportionate share	(20,145,278)	
Total OPEB liability - local	(562,382)	
Net OPEB liability - proportionate share	(1,158,630)	
Deferred outflows of resources - OPEB - local	123,646	
Deferred outflows of resources - OPEB - proportionate share	239,558	
Deferred inflows of resources - OPEB - local	(160,168)	
Deferred inflows of resources - OPEB - proportionate share	(32,320)	
Separately financed specific liabilities - OPEB - proportionate share	<u>(98)</u>	
Total pension and OPEB related items		<u>(21,024,264)</u>

Net Position of Governmental Activities	\$ <u>(6,677,640)</u>
--	------------------------------

The accompanying notes are an integral part of these financial statements.

CANTON AREA SCHOOL DISTRICT
Statement of Revenues, Expenditures and Changes in Fund Balance
Governmental Funds
For the Year Ended June 30, 2022

	<u>General Fund</u>	<u>Debt Service Fund</u>	<u>Student Sponsored Activities Fund</u>	<u>Total Governmental Funds</u>
Revenues				
Local sources	\$ 4,751,486	\$ -	\$ 251,274	\$ 5,002,760
State sources	11,641,201	-	-	11,641,201
Federal sources	2,385,464	-	-	2,385,464
Total revenues	<u>18,778,151</u>	<u>-</u>	<u>251,274</u>	<u>19,029,425</u>
Other Financing Sources				
Interfund transfers in	-	896,908	-	896,908
Total revenues and other financing sources	<u>18,778,151</u>	<u>896,908</u>	<u>251,274</u>	<u>19,926,333</u>
Expenditures				
Instructional	10,696,779	-	-	10,696,779
Instructional student support	1,011,117	-	-	1,011,117
Administrative and financial support	1,643,515	-	-	1,643,515
Operation and maintenance of plant	1,380,237	-	-	1,380,237
Pupil transportation	902,544	-	-	902,544
Student activities	547,262	-	247,911	795,173
Existing site improvement services	883,333	-	-	883,333
Community service	60	-	-	60
Debt service	-	896,908	-	896,908
Total expenditures	<u>17,064,847</u>	<u>896,908</u>	<u>247,911</u>	<u>18,209,666</u>
Other Financing Uses				
Interfund transfers out	896,908	-	-	896,908
Total expenditures and other financing uses	<u>17,961,755</u>	<u>896,908</u>	<u>247,911</u>	<u>19,106,574</u>
Change in Fund Balances	816,396	-	3,363	819,759
Fund Balances - Beginning	<u>5,771,320</u>	<u>-</u>	<u>170,009</u>	<u>5,941,329</u>
Fund Balances - Ending	<u>\$ 6,587,716</u>	<u>\$ -</u>	<u>\$ 173,372</u>	<u>\$ 6,761,088</u>

The accompanying notes are an integral part of these financial statements.

CANTON AREA SCHOOL DISTRICT
Reconciliation of the Statement of Revenues, Expenditures and Changes in Fund
Balance of Governmental Funds to the Statement of Activities
For the Year Ended June 30, 2022

Net Change in Fund Balance - Total Governmental Funds \$ 819,759

Amounts reported for governmental activities in the statement of activities are different because:

Governmental funds report capital outlays as expenditures. However, in the statement of activities, the costs of those assets are allocated over their estimated useful lives as depreciation expense. In the current period, these amounts are the following:

Capital outlay	\$ 883,333	
Depreciation expense	<u>(540,849)</u>	
Total capital outlay and depreciation expense		342,484

Repayment of long-term debt is reported as an expenditure in governmental funds, but the repayment reduces long-term debt in the statement of net position. In the current period, this amounted to the following:

Bond repayments - principal	815,000
-----------------------------	---------

Some items reported in the statement of activities do not require the use of current financial resources and therefore are not reported as expenditures in governmental funds. In the current period, these amounts are the following:

Change in compensated absences	18,185
Change in other postemployment benefits liability and related items - local	(22,663)
Change in other postemployment benefits liability and related items - proportionate share	(8,669)

Debt premiums are expensed in the governmental funds but shown net in bonds payable and amortized in the statement of net position:

Amortization of bond premiums	25,592
-------------------------------	--------

Changes in the proportionate share of net pension asset/liability reported in the statement of activities do not provide for or require the use of current financial resources and therefore are not reported as revenues or expenditures in the governmental funds.	1,151,114
--	-----------

Other differences:

Change in unavailable revenues from property taxes	(674)	
Change in accrued interest	<u>2,363</u>	
Total other differences		<u>1,689</u>

Change in Net Position of Governmental Activities **\$ 3,142,491**

The accompanying notes are an integral part of these financial statements.

CANTON AREA SCHOOL DISTRICT
Statement of Net Position
Proprietary Fund
June 30, 2022

	School Lunch Fund
Current Assets	
Cash and cash equivalents	\$ 557,925
Due from other governments	84,352
Other receivables	48
Inventories	11,281
Total current assets	<u>653,606</u>
Capital Assets - Net	<u>51,613</u>
Deferred Outflows of Resources	
Deferred outflows of resources - pensions	87,693
Deferred outflows of resources - OPEB - local	2,601
Deferred outflows of resources - OPEB - proportionate share	5,039
Total deferred outflows of resources	<u>95,333</u>
Current Liabilities	
Accounts payable	44,275
Due to other funds	224,015
Total current liabilities	<u>268,290</u>
Long-Term Liabilities	
Compensated absences	4,454
Separately financed specific liabilities - OPEB - proportionate share	2
Total OPEB liability - local	11,829
Net OPEB liability - proportionate share	24,370
Separately financed specific liabilities - pension	70
Net pension liability - proportionate share	423,722
Total long-term liabilities	<u>464,447</u>
Deferred Inflows of Resources	
Deferred inflows of resources - pensions	73,501
Deferred inflows of resources - OPEB - local	3,369
Deferred inflows of resources - OPEB - proportionate share	680
Advances on future period revenues	13,191
Total deferred inflows of resources	<u>90,741</u>
Net Position	
Net investment in capital assets	51,613
Unrestricted	(74,539)
Total net position	<u>\$ (22,926)</u>

The accompanying notes are an integral part of these financial statements.

CANTON AREA SCHOOL DISTRICT
Statement of Revenues, Expenses and Change in Net Position
Proprietary Fund
For the Year Ended June 30, 2022

	School Lunch Fund
Operating Revenues	
Charges for services	\$ <u>58,691</u>
Operating Expenses	
Salaries and benefits	321,025
Services and supplies	368,567
Repairs and maintenance	8,686
Depreciation	<u>5,751</u>
Total operating expenses	<u>704,029</u>
Operating Loss	<u>(645,338)</u>
Nonoperating Revenues	
State sources	52,448
Federal sources	788,269
Earnings on investments	<u>1,360</u>
Total nonoperating revenues	<u>842,077</u>
Change in Net Position	196,739
Net Position - Beginning	<u>(219,665)</u>
Net Position - Ending	\$ <u>(22,926)</u>

The accompanying notes are an integral part of these financial statements.

CANTON AREA SCHOOL DISTRICT
Statement of Cash Flows
Proprietary Fund
For the Year Ended June 30, 2022

	School Lunch Fund
Cash Flows from Operating Activities	
Receipts from customers	\$ 65,064
Payments to suppliers	(354,078)
Payments to employees	(180,245)
Net cash flows from operating activities	<u>(469,259)</u>
Cash Flows from Noncapital Financing Activities	
State sources	50,569
Federal sources	712,754
Net cash flows from noncapital financing activities	<u>763,323</u>
Cash Flows From Capital And Related Financing Activities	
Cash Flows from Investing Activities	
Earnings on investments	<u>1,360</u>
Net cash flows from investing activities	<u>1,360</u>
Change in Cash and Cash Equivalents	295,424
Cash and Cash Equivalents - Beginning	<u>262,501</u>
Cash and Cash Equivalents - Ending	<u>\$ 557,925</u>
Reconciliation of Operating Loss to Net Cash Flows from Operating Activities	
Operating loss	\$ (645,338)
Adjustments	
Depreciation expense	5,751
Changes in assets, deferred outflows of resources, liabilities and deferred inflows of resources	
Other receivables	(48)
Inventories	(6,146)
Accounts payable	29,321
Due to other funds	74,437
Advances on future period revenues	6,421
Compensated absences	223
Other current or noncurrent liabilities	66,120
Net Cash Flows from Operating Activities	<u>\$ (469,259)</u>

The accompanying notes are an integral part of these financial statements.

CANTON AREA SCHOOL DISTRICT
Notes to Financial Statements

Note 1. Summary of Significant Accounting Policies

District Overview

The Canton Area School District (the District) is located in Bradford, Lycoming and Tioga Counties in the northeastern section of the Commonwealth of Pennsylvania, with the Borough of Canton as the center of the District. The Borough of Canton is approximately 40 miles north of the city of Williamsport, Pennsylvania and 35 miles south of the city of Elmira, New York. The Canton Area School District includes the Borough of Canton and the Townships of Canton and LeRoy in Bradford County; the Townships of McIntyre and McNett in Lycoming County; and the Township of Union in Tioga County. The District is comprised of two schools, the Canton Area Elementary School and the Canton Jr/Sr High School.

Financial Reporting Entity

In accordance with Governmental Accounting Standards Board ("GASB") Statement No. 14, *The Financial Reporting Entity* and Statement No. 61, *The Financial Reporting Entity: Omnibus*, and Statement No. 80, *Blending Requirement for Certain Component Units - an Amendment of GASB Statement No. 14*, the District has reviewed and evaluated its relationship with various agencies to determine if these agencies should be included in the annual financial statements of the District. The decision to include a potential component unit in the District's reporting entity is based on several criteria set forth in GASB Statements No. 14, No. 61 and No. 80, including legal standing, fiscal dependency and financial accountability. Based on the application of these criteria, the following is a brief review of certain entities considered in determining the District's reporting entity.

- ◆ BLaST Intermediate Unit # 17
- ◆ Bradford County Tax Collection Committee
- ◆ Northern Tier Insurance Consortium
- ◆ Northern Tier Career Center

There were no situations in which the District designates management of an entity or where the District was able to significantly influence operations of an entity. The District does not solely fund deficits or receive the surplus funds of any other entity. There is no outstanding debt that is an obligation solely of the District, and the District does not contribute to a significant part of any other entity's revenues. The District is responsible for its proportionate share of the Northern Tier Career Center's ("NTCC") debt, along with other member districts of the Northern Tier Career Center. The NTCC is therefore considered a joint venture. Based on the above criteria, the District has not included any of the entities listed above in the District's annual financial statements. These entities are considered separate legal entities and are responsible for their own independent audits. Separately issued financial statements of these entities can be obtained from their respective administrative offices:

BlaST Intermediate Unit # 17
33 Springbrook Drive
Canton, Pennsylvania 17724

Bradford County Tax Collection Committee
301 Main St
Towanda, Pennsylvania 18848

Northern Tier Insurance Consortium
33 Springbrook Drive
Canton, Pennsylvania 17724

Northern Tier Career Center
120 Career Center Lane
Towanda, Pennsylvania 18848

Basis of Presentation

The financial statements of the District have been prepared in conformity with accounting principles generally accepted in the United States of America ("GAAP") as applied to governmental units. The Governmental Accounting Standards Board ("GASB") is the accepted standard setting body for establishing governmental accounting and financial reporting principles. The District complies with the provisions of GASB Statement No. 62, *Codification of Accounting and Financial Reporting Guidance Contained in Pre-November 30, 1989 FASB and AICPA Pronouncements*. This statement codifies all sources of accounting principles generally accepted in the United States of America into the GASB's authoritative literature. The District also complies with the provisions of GASB Statement No. 63, *Financial Reporting of Deferred Outflows of Resources, Deferred Inflows of Resources, and Net Position*, and Statement No. 65, *Items Previously Reported as Assets and Liabilities*. These statements provide guidance on presenting deferred outflows, deferred inflows and net position. The District's most significant accounting policies to the financial statements are described in the following paragraphs.

CANTON AREA SCHOOL DISTRICT
Notes to Financial Statements

The District's basic financial statements consist of government-wide financial statements, including the statement of net position and the statement of activities and fund financial statements which provide a more detailed level of information.

Government-Wide Financial Statements

The government-wide financial statements, which consist of the statement of net position and the statement of activities. Eliminations have been made to minimize double-counting of internal activities. Governmental activities, which are supported primarily through governmental subsidies and taxes, are reported separately from business-type activities, which are intended to be funded primarily through fees and charges for goods or services.

The government-wide statement of activities presents a comparison between expenses, both direct and indirect, and program revenues for each program or function of the District's governmental and business-type activities. Direct expenses are those that are specifically associated with a service, program or department and are therefore clearly identifiable to a particular function. Indirect expenses are allocated among the programs, functions and segments using a full cost allocation approach and are combined with direct expenses activity.

Program revenues include (1) charges to students or applicants who purchase, use, or directly benefit from goods, services, or privileges provided by a given function (2) grants and contributions that are restricted to meeting the operational requirements of a particular function and (3) grants and contributions that are restricted to meeting the capital requirements of a particular function.

General revenues include taxes and other revenues not specifically identifiable with a particular program or function of the District.

Fund Financial Statements

The accounting system is organized and separated on a fund basis. A fund is defined as a fiscal accounting entity with a self-balancing set of accounts, which are segregated for the purpose of carrying on specific activities of the District and attaining certain objectives in accordance with special regulations, restrictions or limitations. The emphasis of fund financial statements is on major funds, each of which are displayed in a separate column. All remaining funds are aggregated and reported as total nonmajor funds. There are two categories of funds: governmental and proprietary. The District currently does not have any fiduciary funds

Governmental Funds - Governmental funds are funds through which most governmental functions are financed. The District has three major governmental funds which are the general fund, the student sponsored activities fund and the debt service fund. The general fund is the principal operating fund and includes all operations not required to be recorded in other funds. The student sponsored activities fund accounts for student activities. The debt service fund accounts for accumulation of resources and the payment of principal and interest on long-term obligations for governmental activities.

Proprietary Fund - The proprietary fund is used to account for ongoing activities which are similar to those often found in the private sector. The District's only proprietary fund is the school lunch fund. The school lunch fund accounts for activities that are usually self-sustaining, all or in part, through user charges for services rendered.

The proprietary fund distinguishes operating revenues and expenses from non-operating items. Operating revenues and expenses generally result from producing and delivering goods, and providing services in connection with a proprietary fund's principal ongoing operations. All revenues and expenses not meeting this definition are reported as non-operating revenues and expenses.

CANTON AREA SCHOOL DISTRICT
Notes to Financial Statements

Measurement Focus and Basis of Accounting

Measurement focus refers to what is being measured. Basis of accounting refers to when revenues and expenses or expenditures are recognized in the accounts and reported in the financial statements. Basis of accounting also relates to the timing of the measurement made, regardless of the measurement focus applied.

Accrual Basis - The government-wide and proprietary fund financial statements are reported using the economic resources measurement focus and accrual basis of accounting. Under the accrual basis of accounting, revenues are recorded when earned and expenses are recorded when the liability is incurred, regardless of the timing of the related cash flows. Grants and similar items are recognized as revenue as soon as all eligibility requirements imposed by the provider have been met. The economic resources measurement focus means that all of the assets, deferred outflows of resources, liabilities and deferred inflows of resources associated with the operations (whether current or non-current) of the District are included in the statement of net position. The statement of activities presents increases (revenues) and decreases (expenses) in total net position.

Modified Accrual Basis - The governmental fund financial statements are accounted for using the modified accrual basis of accounting and use the current financial resources measurement focus. Under the modified accrual basis, revenues are recognized in the accounting period in which they become measurable and available. Measurable means that the amount of the transaction can be determined and available means collectible within the current period or soon enough thereafter to finance any of the liabilities of the current period. For the District, available means expected to be received within sixty days of year end. With this measurement focus only current assets, deferred outflows of resources, liabilities and deferred inflows of resources are included on the balance sheet. Property taxes and interest associated with the current fiscal period are all considered to be susceptible to accrual and have been recognized as revenues in the current fiscal period. Expenditures are recognized in the accounting period in which the fund liability is incurred, if measurable. The statement of revenues, expenditures and changes in fund balances reports on the sources (revenues and other financing sources) and uses (expenditures and other financing uses) of current financial resources.

Reconciliations accompany the governmental fund financial statements to reconcile and explain the differences between fund balances and changes in fund balances, as presented in the fund financial statements, and net position and changes in net position, as presented in the government-wide financial statements.

Use of Estimates

The preparation of financial statements in conformity with accounting principles generally accepted in the United States of America requires management to make estimates and assumptions that affect the reported amount of assets and liabilities and disclosure of contingent assets and liabilities at the date of the financial statements and the reported revenues and expenses during the reporting period. Actual results could differ from those estimates. Estimates and assumptions are made in a variety of areas, including computation of encumbrances, compensated absences, potential contingent liabilities and useful lives of long-lived assets.

Cash and Cash Equivalents

For purposes of reporting in the statements of net position, the balance sheet and the statement of cash flows, the District includes all cash accounts and all highly liquid debt instruments purchased with an original maturity of three months or less in cash and cash equivalents. The District may invest excess cash in certificates of deposit with high credit quality financial institutions.

CANTON AREA SCHOOL DISTRICT
Notes to Financial Statements

Investments

The District's investment policy and the Pennsylvania School Code establish criteria for the type of investments that can be held by the District. Investments with a maturity of less than one year when purchased and non-negotiable certificates of deposit are stated at cost or amortized cost. Investments in marketable equity securities with readily determinable fair values are stated at fair value.

Investment income and changes in the fair value of investments are recorded as earning on investments in the government-wide statement of activities, and as local sources in the fund financial statements statement of revenues, expenditures and changes in fund balance.

The District complies with GASB Statement No. 72, *Fair Value Measurement and Application*. The primary objective of the Statement is to improve the usefulness of information about investments included in the general purpose external financial reports of state and local governments for making decisions and assessing accountability. See Note 3 for the financial statement impact of the Statement.

Taxes Receivable

Taxes receivable consisted of property taxes levied and uncollected as of year end for the current property tax levy and any previous year's property tax levy. Taxes receivable also included earned income taxes earned, but not collected as of year end. The allowance for uncollectible taxes is estimated based on management's evaluation of taxpayers with outstanding balances and their history with the taxpayer. Management has reviewed delinquent taxes receivables and concluded the losses from uncollectible accounts are immaterial to the financial statements as a whole, and therefore, there is no allowance for uncollectible taxes recorded.

Internal Balances

Short-term interfund receivables and payables are classified as current assets and liabilities in the fund financial statements. Short-term interfund receivables and payables between governmental activities and business-type activities are netted on the government-wide statement of net position.

Due from Other Governments

The District reports amounts as due from other governments, which consist of funds claimed but not received from various federal, state and other governmental agencies.

Inventories

Inventories are valued at cost, or fair value if donated, using the first-in/first-out ("FIFO") method and consist of expendable supplies. The cost of such inventories is recorded as expenditures/expenses when consumed rather than when purchased.

Capital Assets

Capital assets are reported in the governmental activities column on the government-wide statement of net position but are reported as expenditures in the governmental fund financial statements. Capital assets purchased and used by the proprietary fund are recorded in both the business-type activities column in the government-wide statement of net position and in the respective proprietary fund financial statement of net position.

The District has established a capital asset policy which defines capital assets and establishes criteria for capitalization and depreciation. Capital assets are recorded at historical cost for purchased or constructed assets and at estimated fair market value for donated assets. The District's capitalization policy also establishes a capitalization threshold, which defines the dollar threshold for capitalizing assets and a useful-life range for each capital asset class. All capital assets are depreciated, with the exception of construction in progress and land. Depreciation is calculated using the straight-line method. Capital assets, which include land, construction in progress, site improvements, buildings, library and textbooks, vehicles, and equipment, furniture and fixtures are reported in the government-wide statement of net position.

CANTON AREA SCHOOL DISTRICT
Notes to Financial Statements

	<u>Capitalization Threshold</u>	<u>Years</u>
Land	All assets	N/A
Site improvements	\$2,500	20
Buildings	\$2,500	40
Vehicles	\$2,500	8
Equipment, furniture and fixtures	\$2,500	10-15

Accounts Payable and Accrued Liabilities

Accounts payable and accrued liabilities are reported on the government-wide financial statements in their entirety. Governmental fund payables and accrued liabilities are recognized as fund liabilities when incurred.

Unavailable Revenues - Property Taxes

Unavailable revenues from property taxes are reported in the governmental fund financial statements when potential revenues do not meet both the measurable and available criteria for recognition in the current period.

Statute provides the authority for the District to levy taxes to be used to finance expenditures within the first 60 days of the succeeding fiscal year. Consequently, such amounts are recognized as revenue in the subsequent fiscal year, rather than when measurable and available.

Unavailable revenues from property taxes that were recorded in the governmental funds for resources that are earned but not available are recorded as revenue in the government-wide statements.

Deferred Outflows and Inflows of Resources

In addition to assets, the statement of net position reports a separate section of deferred outflows of resources. This separate financial statement element, deferred outflows of resources, represents a consumption of net position that applies to a future period and so will not be recognized as an outflow of resources (expense / expenditure) until then. The District reports deferred outflows of resources related to the OPEB plans and the pension plan in the district-wide statement of net position. The types of deferred outflows of resources related to the OPEB plans and pension plan are described in Notes 9 and 10, respectively.

In addition to liabilities, the statement of net position reports a separate section for deferred inflows of resources. This separate financial statement element represents an acquisition of net position that applies to a future period(s) and will not be recognized as an inflow of resources (revenue) until that time. The District reports deferred inflows of resources related to cash received before the related revenue is earned and is reported as advances on future period revenues. The District also reports deferred inflows of resources related to the OPEB plans and pension plan which are further described in Notes 9 and 10, respectively.

CANTON AREA SCHOOL DISTRICT
Notes to Financial Statements

Long-Term Obligations

In the government-wide financial statements and proprietary fund financial statements, long-term debt and other long-term obligations are reported as liabilities in the applicable governmental activities or business-type activities statement of net position. Bond premiums and discounts result from a difference between the debt amount to be repaid by the District and the amount of proceeds received by the District. Bond premiums and discounts are amortized as a component of interest expense over the life of the debt obligation using the straight line method. Deferred gains or losses on refundings of debt result from the difference between the reacquisition price and the net carrying amount of the old debt. Deferred gains or losses on refundings of debt are reported as a deferred outflow of resources or a deferred inflow of resources and amortized as a component of interest expense over the remaining life of the old debt or the life of the new debt, whichever is shorter using the straight line method. In the governmental fund financial statements, governmental funds recognize bond premiums and discounts, and deferred gains or losses on refundings of debt in the current period. The face amount of debt issued is reported as other financing sources in the governmental fund financial statements. Premiums and discounts received on debt issuances are reported as other financing sources and uses. Bonds are presented net of remaining premiums and discounts on the statement of net position.

Accounting and Financial Reporting for Pensions

The District complies with GASB Statement No. 68 *Accounting and Financial Reporting for Pensions – Amendment to GASB Statement No. 27* and GASB Statement No. 71, *Pension Transition for Contributions Made Subsequent to the Measurement Date*. The primary objective of the Statements is to improve accounting and financial reporting by state and local governments for pensions. The implementation of the Statements requires the District to report as a liability its portion of the collective pension liability in the Commonwealth of Pennsylvania Public School Employees' Retirement System ("PSERS"). The implementation of the Statements also requires the District to report a deferred outflow and/or inflow of resources for the effect of the net change in the District's proportion of the collective net pension liability and difference during the measurement period between the District's contributions and its proportionate share of total contributions to the pension systems not included in pension expense. Also included as a deferred outflow of resources is the District contributions to the pension systems subsequent to the measurement date.

The District complies with GASB Statement No. 73, *Accounting and Financial Reporting for Pensions and Related Assets That Are Not within the Scope of GASB Statement 68, and Amendments to Certain Provisions of GASB Statements 67 and 68*. The primary objective of the Statement is to improve the usefulness of information about pensions included in the general purpose external financial reports of state and local governments for making decisions and assessing accountability. The Statement clarifies certain provisions with regard to the accounting and financial reporting for separately financed specific liabilities for defined benefit plans.

Accounting and Financial Reporting for Post Employment Benefits

The District complies with the provisions of GASB Statement No. 75 - *"Accounting and Financial Reporting for Postemployment Benefits Other Than Pensions"*. The primary objective of this Statement is to improve accounting and financial reporting by state and local governments for postemployment benefits other than pensions (other postemployment benefits or OPEB).

Compensated Absences, Vacation and Sick Leave

Vested compensated absences are accrued in proprietary fund types as they are earned by employees. Compensated absences related to governmental activities are accrued in the government-wide financial statements as they are earned by the employees and accrued in the governmental fund financial statements when payable from current financial resources. Employees of the District are entitled to paid sick and personal days depending on job classification, length of service and other factors. The District has calculated the accumulated sick days for each employee based on an agreed-upon amount of \$30 per day. Certain employees are also entitled to payment for all earned vacation days at termination or retirement at each employee's current rate.

CANTON AREA SCHOOL DISTRICT
Notes to Financial Statements

Retirement

The District provides retirement benefits for substantially all its regular full-time teachers and employees, and its part-time teachers and employees who elect to participate, through contributions to the Commonwealth of Pennsylvania Public School Employees' Retirement System (PSERS). The system provides various plans and options, all of which require employee contributions. The retirement system computes the cost of retirement benefits based on its fiscal year of June 30.

Net Position and Fund Balance

Government-wide Financial Statements - Sometimes the District will fund outlays for a particular purpose from both restricted and unrestricted resources. In order to calculate the amounts to report as restricted net position and unrestricted net position in the government-wide financial statements, a flow assumption must be made about the order in which the resources are considered to be applied. It is the District's policy to consider restricted net position to have been depleted before unrestricted net position is applied. Net position in the statement of net position includes the following:

Net Investment in Capital Assets - The component of net position that reports the difference between capital assets less both the accumulated depreciation and the outstanding balance of debt and bond premiums. Unspent bond proceeds are excluded. Net investment in capital assets amounted to \$7,602,042 for the primary government as of June 30, 2022.

Restricted - The component of net position that reports amounts restricted for scholarship programs for students. Restricted net position amounted to \$33,701 for the primary government as of June 30, 2022.

Unrestricted - The difference between the assets and deferred outflows of resources and the liabilities and deferred inflows of resources that is not reported as restricted or net investment in capital assets. This amounted to a deficit of \$14,336,309 for the primary government as of June 30, 2022.

Governmental Fund Financial Statements - In the governmental fund financial statements, the District reports fund balances in accordance with GASB Statement No. 54, *Fund Balance Reporting and Governmental Fund Type Definitions*. GASB Statement No. 54 improves the usefulness and clarity of fund balance categories to make the nature and extent of the constraints placed on a District's fund balances more transparent. The following classifications describe the relative strength of the spending constraints placed on the purposes for which resources can be used:

Nonspendable Fund Balance - amounts that are not in spendable form (such as inventory and prepaids) or are required to be maintained intact.

Restricted Fund Balance - amounts with constraints placed on the use of resources by creditors, grantors, contributors, or laws or regulations of other governments.

Committed Fund Balance - amounts constrained to specific purposes by a government itself, using its highest level of decision making authority. To be reported as committed, amounts cannot be used for any other purpose unless the government takes the same highest level of action to remove or change the constraint. For the purposes of the District, the highest level of decision making authority resides with the Board of Education.

Assigned Fund Balance - amounts a government intends to use for a specific purpose. Intent can be expressed by the governing body or by an official or body to which the Board of Education delegates the authority. For the purposes of the District, the Board of Education has delegated authority to the Business Manager.

Unassigned Fund Balance - amounts that are available for any purpose.

CANTON AREA SCHOOL DISTRICT
Notes to Financial Statements

For the classification of governmental fund balances, the District considers an expenditure to be made from the budgetary appropriations first when more than one classification is available. The District establishes and modifies fund balance commitments by a passage of a resolution in meetings of the Board of Education. Assigned fund balance is established by the District through adoption or amendment of the budget as intended for specific purposes (such as the purchase of capital assets, construction, debt service or for other purposes). The District's Business Manager is responsible for all the purchasing activities of the District and encumbrances at year end, which are considered assigned funds and therefore, the Business Manager is designated as having the authority to assign amounts intended to be used for specific purposes. The Board of Education approves the adoption and amendment of the budget and has the authority of final review of all assignments of fund balance.

Sometimes the District will fund outlays for a particular purpose from both restricted and unrestricted resources (the total of committed, assigned, and unassigned fund balances). In order to calculate the amounts to report as restricted, committed, assigned, and unassigned fund balances in the governmental fund financial statements a flow assumption must be made about the order in which the resources are considered to be applied. It is the District's policy to consider restricted fund balance to have been depleted before using any of the components of unrestricted fund balance. Further, when the components of unrestricted fund balance can be used for the same purpose, committed fund balance is depleted first, followed by assigned fund balance. Unassigned fund balance is applied last.

The following is a summary of the District's fund balance classifications and categories within those classifications held at the fiscal year ended June 30, 2022:

Restricted

Restricted for Scholarships - Reserve for scholarships is used to account for the specific funds that are restricted for scholarship programs for students. The balance at June 30, 2022 was \$33,701.

Assigned

Reserve for Subsequent Year - Reserve for subsequent year represents the estimated fund balance that is appropriated into the adopted budget. The balance at June 30, 2022, was \$502,200.

Reserve for PSERS/Health Insurance - Reserve for PSERS/Health Insurance represents assigned funds used to finance the employer portion of future retirement and health insurance payments for the District. This amounted to \$4,516,219 for all governmental funds as of June 30, 2022.

Reserve for Student Sponsored Activities - Reserve for student sponsored activities represents assigned funds used to finance future student sponsored activities. This amounted to \$173,372 for all governmental funds as of June 30, 2022.

Unassigned

Unassigned - Unassigned fund balance consisted of excess funds that have not been classified in the previous categories. All funds in this category are considered spendable resources. This category also provides the resources necessary to meet unexpected expenditures and revenue shortfalls. This amounted to \$1,535,596 for all governmental funds as of June 30, 2022.

Property Taxes

The District levies property taxes based on the assessed value of the real estate within the District's borders. The assessed values are determined by the counties in which the District resides. The District levies the tax each July 1, the discount period ends August 31, face period ends October 31 and the penalty period ends December 31. Uncollected taxes at December 31 are turned over to the applicable County for collection and liens are placed against the property by the applicable County.

CANTON AREA SCHOOL DISTRICT
Notes to Financial Statements

Interfund Transfers

Interfund transfers are reported as other financing sources and uses in governmental funds. These internal balances are reported as nonoperating revenues and expenses in the proprietary fund.

Exchange transactions between funds are reported as revenues in the seller funds, and as expenditures or expenses in the purchaser funds. Flows of cash or goods from one fund to another without a requirement for repayment are reported as an interfund transfer.

Note 2. Cash and Cash Equivalents

Carrying amounts of cash and cash equivalents as of June 30, 2022, appear in the financial statements as summarized below:

Cash and cash equivalents - governmental funds, balance sheet	\$ 6,152,860
Cash and cash equivalents - school lunch fund, statement of net position	557,925
Total cash and cash equivalents	<u>\$ 6,710,785</u>

Deposits are valued at cost or cost plus interest and are categorized as either (1) insured, or collateralized with securities held by the District's agent in the District's name, (2) uninsured, and for which the securities are held by the financial institution or its trust department in the District's name, or (3) uncollateralized.

At June 30, 2022, the bank balance of deposits held was \$6,707,065. Financial institutions used by the District are required to secure deposits of all "public bodies" with a pledge of collateral in accordance with Pennsylvania Pledge Act 72 (72 P.S. Section 3836-1 et seq.). Therefore, all of the District's deposits were deemed to be fully collateralized at June 30, 2022.

Accounts covered by FDIC insurance coverage for a government unit are insured up to \$250,000 for the combined amount of all time and savings accounts (including NOW accounts) and up to \$250,000 for all demand deposit accounts (interest-bearing and noninterest-bearing).

Note 3. Investments

The District's investment policy and the Pennsylvania School Code establish criteria for the type of investments that can be held by the District. Permissible investments include obligations of the U.S. Treasury and U.S. Agencies, repurchase agreements, and obligations of Pennsylvania or its localities.

Carrying amounts of investments as of June 30, 2022, appear in the financial statements as summarized below:

Investments - governmental funds, balance sheet	<u>\$ 1,596,597</u>
---	---------------------

Investments measured at cost plus accrued interest

The District invest cash in excess of its immediate needs in certificates of deposit with high credit quality financial institutions. Non negotiable certificates of deposit are valued at cost plus accrued interest, which approximates fair value due to the short-term nature of these investments. Investments in non negotiable certificates of deposit consisted of the following at June 30, 2022:

<u>Fund</u>	<u>Amount</u>	<u>Interest Rate</u>	<u>Original Maturity</u>
General fund	\$ 1,596,597	.50 %	24-35 months

The certificate is subject to a fixed interest rate at .50% and has original maturity of twenty-four to thirty-five months, with penalties for early withdrawal. Any penalties would not have a material effect on the financial statements.

CANTON AREA SCHOOL DISTRICT
Notes to Financial Statements

Interest Rate Risk - In accordance with its investment policy, the District manages its exposure by requiring the individual responsible for the investments to report monthly on the following:

1. Amount of funds invested
2. Interest earned and received to date.
3. Types and amounts of each investment and the interest rate of each.
4. Names of the institutions where investments are placed
5. Current market value of the funds invested.
6. Other information required by the Board of Education.

Credit Risk - The District's investment policy states that the District is to only invest in authorized instruments that are backed by the "full faith and credit" of the federal or state government and those that are limited to those with the highest credit rating available for such instruments issued by a recognized organization. If, after purchase, the rating of any instrument is reduced and is no longer in compliance with this policy, the individual responsible for the District's investments shall advise the Board of Education at the earliest opportunity of such action and make recommendations for altering investments.

Concentration of Credit Risk - The District's investment policy places no limit on the amount the District may invest in any one issuer. However, the District's investment policy calls for portfolio diversification. The Board of Education is to receive notification upon any concentration of investments.

Section 440.01 of the Pennsylvania School Code authorizes the District to invest in the following:

- United States treasury bills;
- Short-term obligations of the United States government or its agencies. Short-term obligations usually refer to investments of less than 13 months.
- Deposits in savings accounts or time deposits or share accounts of institutions insured by:
 1. The Federal Deposit Insurance Corporation (FDIC), or
 2. The Federal Savings and Loan Insurance Corporation, or
 3. The National Credit Union Share Insurance Fund.
- Collateral, as provided by law, shall be pledged by the depository against any remaining uninsured balance.
- Obligations of the United States of America or any of its agencies or instruments backed by the full faith and credit of the United States of America, the Commonwealth of Pennsylvania or any of its agencies or instrumentalities. Full faith and credit means the obligation is backed by the government's ability to levy taxes to repay debt. These investments include any bonds issued by the Commonwealth of Pennsylvania or any municipality or school district carrying the backing of the taxation powers of the governmental unit issuing the debt. Some investments of the Federal government do not have full faith and credit backing. Fannie-Mae (FNMA) and Freddy-Mac (FNMC) bonds do not. Ginnie-Mae (GNMA) bonds do have full faith and credit backing.
- Shares of an investment company registered under the Investment Company Act of 1940 whose shares are registered under the Securities Act of 1933 provided that the following are met:
 1. The only investments of that company are in the authorized investments for school district funds listed in the categories above, and repurchase agreements fully collateralized by such investments.
 2. The investment company is managed so as to maintain its shares as a constant net asset value in accordance with 17 CFR 270 2a-7 (relating to money market funds).
 3. The investment company is rated in the highest category by a nationally recognized rating agency.

The District's investment policy prohibits the District from investing in foreign currency and would not have any related risk that would require disclosure pursuant to GASB Statement No. 40, *Deposit and Investment Risk Disclosures*.

CANTON AREA SCHOOL DISTRICT
Notes to Financial Statements

Note 4. Taxes Receivable

Taxes receivable consisted of the following at June 30, 2022:

<u>Description</u>	<u>Amount</u>
Property taxes receivable	\$ 242,848
Earned income taxes receivable	<u>106,567</u>
Total	<u>\$ 349,415</u>

Note 5. Due from Other Governments

The District reports amounts as due from other governments, which consists of funds claimed but not received from various state, federal and other governmental agencies. The District believes that all amounts due from other governments are fully collectible, therefore no allowance for doubtful accounts has been recorded. Due from other governments consisted of the following at June 30, 2022:

<u>Description</u>	<u>General Fund</u>	<u>School Lunch Fund</u>	<u>Total</u>
State receivables	\$ 775,232	\$ 2,772	\$ 778,004
Federal receivables	<u>1,011,808</u>	<u>81,580</u>	<u>1,093,388</u>
Total	<u>\$ 1,787,040</u>	<u>\$ 84,352</u>	<u>\$ 1,871,392</u>

Note 6. Internal Balances

Internal balances for each fund of the primary government were comprised of the following at June 30, 2022:

	<u>Due From</u>	<u>Due To</u>
General fund	\$ 224,015	\$ -
School lunch fund	<u>-</u>	<u>224,015</u>
Total	<u>\$ 224,015</u>	<u>\$ 224,015</u>

Internal balances of the District are utilized to:

- (1) move revenues from the fund that statute or budget requires to collect them to the fund that statute or budget requires to expend them
- (2) move expenditures from chargeable funds to a single fund for disbursement and
- (3) compensate for the time lag between the dates interfund goods and services are provided or reimbursable and the payments are actually made between the funds.

Interfund transfers for each fund of the primary government were comprised of the following at June 30, 2022:

	<u>Transfers In</u>	<u>Transfers Out</u>
General fund	\$ -	\$ 896,908
Debt service fund	<u>896,908</u>	<u>-</u>
Total	<u>\$ 896,908</u>	<u>\$ 896,908</u>

Interfund transfers of the District are utilized to pay debt principal and interest on bonds payable.

CANTON AREA SCHOOL DISTRICT
Notes to Financial Statements

Note 7. Capital Assets

Capital asset activity for the year ended June 30, 2022 was as follows:

	<u>Beginning Balance</u>	<u>Increases</u>	<u>Decreases</u>	<u>Ending Balance</u>
Governmental Activities				
Capital Assets Not Depreciated				
Land	\$ 1,265,599	\$ -	\$ -	\$ 1,265,599
Construction in progress	-	883,333	-	883,333
Total capital assets not depreciated	<u>1,265,599</u>	<u>883,333</u>	<u>-</u>	<u>2,148,932</u>
Capital Assets Depreciated				
Site improvements	2,742,307	-	-	2,742,307
Buildings	21,538,803	-	-	21,538,803
Vehicles	47,469	-	-	47,469
Equipment, furniture and fixtures	<u>427,401</u>	<u>-</u>	<u>-</u>	<u>427,401</u>
Total capital assets depreciated	<u>24,755,980</u>	<u>-</u>	<u>-</u>	<u>24,755,980</u>
Less - Accumulated Depreciation				
Site improvements	1,778,962	102,927	-	1,881,889
Buildings	13,417,462	407,196	-	13,824,658
Vehicles	40,229	2,896	-	43,125
Equipment, furniture and fixtures	<u>332,851</u>	<u>27,830</u>	<u>-</u>	<u>360,681</u>
Total accumulated depreciation	<u>15,569,504</u>	<u>540,849</u>	<u>-</u>	<u>16,110,353</u>
Total capital assets depreciated - net	<u>9,186,476</u>	<u>(540,849)</u>	<u>-</u>	<u>8,645,627</u>
Governmental Activities Capital Assets - Net	<u>\$ 10,452,075</u>	<u>\$ 342,484</u>	<u>\$ -</u>	<u>\$ 10,794,559</u>
	<u>Beginning Balance</u>	<u>Increases</u>	<u>Decreases</u>	<u>Ending Balance</u>
Business-Type Activities				
Capital Assets Depreciated				
Equipment	\$ 276,302	\$ -	\$ -	\$ 276,302
Less - Accumulated Depreciation				
Equipment	<u>218,938</u>	<u>5,751</u>	<u>-</u>	<u>224,689</u>
Business-Type Activities Capital Assets - Net	<u>\$ 57,364</u>	<u>\$ (5,751)</u>	<u>\$ -</u>	<u>\$ 51,613</u>

Depreciation expense was charged to functions/programs as follows:

Governmental Activities	
Unallocated depreciation	\$ <u>540,849</u>
Business-Type Activities	
School lunch fund	\$ <u>5,751</u>

CANTON AREA SCHOOL DISTRICT
Notes to Financial Statements

Note 8. Long-Term Obligations

Summary of Long-Term Obligations

A summary of government-wide long-term debt is detailed in the following schedule as of June 30, 2022:

	<u>Beginning Balance</u>	<u>Additions</u>	<u>Reductions</u>	<u>Ending Balance</u>	<u>Amounts Due Within One Year</u>
Bonds payable	\$ 3,965,000	\$ -	\$ 815,000	\$ 3,150,000	\$ 775,000
Plus, bond premium	119,722	-	25,592	94,130	18,826
Compensated absences	203,252	-	17,962	185,290	-
Separately financed specific liabilities - OPEB - proportionate share	100	-	-	100	-
Total OPEB liability - local	553,186	21,025	-	574,211	-
Net OPEB liability - proportionate share	1,035,000	148,000	-	1,183,000	-
Separately financed specific liabilities - pension	2,100	1,300	-	3,400	-
Net pension liability - proportionate share	<u>23,585,000</u>	<u>-</u>	<u>3,016,000</u>	<u>20,569,000</u>	<u>-</u>
	<u>\$29,463,360</u>	<u>\$ 170,325</u>	<u>\$3,874,554</u>	<u>\$25,759,131</u>	<u>\$ 793,826</u>

Bonds Payable

The District borrows money in order to acquire land and equipment or to construct buildings and improvements. This enables the cost of these capital assets to be borne by the present and future taxpayers receiving the benefit of the capital assets. These long-term liabilities, which are full faith and credit debt of the District, are recorded in the District-wide statement of net position.

The District had the following serial bonds outstanding as of June 30, 2022:

<u>Purpose</u>	<u>Due Date</u>	<u>Interest Rate</u>	<u>Beginning Balance</u>	<u>Additions</u>	<u>Reductions</u>	<u>Ending Balance</u>
Serial Bonds, Series 2014	05/2022	2.00-2.35%	\$ 745,000	\$ -	\$ 745,000	\$ -
Serial Bonds, Series 2020	05/2027	2.00%	3,220,000	-	70,000	3,150,000
Plus, bond premium			<u>119,722</u>	<u>-</u>	<u>25,592</u>	<u>94,130</u>
Total bonds payable - net of premiums			<u>\$ 4,084,722</u>	<u>\$ -</u>	<u>\$ 840,592</u>	<u>\$ 3,244,130</u>

Maturities of Bonds Payable

The annual aggregate maturities for bonds payable are as follows:

	<u>Principal</u>	<u>Interest</u>	<u>Total</u>
2023	\$ 775,000	\$ 63,000	\$ 838,000
2024	805,000	47,500	852,500
2025	820,000	31,400	851,400
2026	695,000	15,000	710,000
2027	<u>55,000</u>	<u>1,100</u>	<u>56,100</u>
Total	<u>\$ 3,150,000</u>	<u>\$ 158,000</u>	<u>\$ 3,308,000</u>

General Obligation Series of 2014 - On September 4, 2014, the District issued General Obligation Bonds, Series of 2014, in the amount of \$5,040,000. Proceeds were used to provide funds to currently refund the District's outstanding General Obligation Bonds, Series 2009A and to pay the cost of issuing the bonds. Interest is payable on May 15 and November 15 of each year, with the principal payments due on May 15. The Series of 2014 bonds matured on May 15, 2022.

CANTON AREA SCHOOL DISTRICT
Notes to Financial Statements

General Obligation Series of 2020 - On August 26, 2020, the District issued General Obligation Bonds, Series of 2020, in the amount of \$3,290,000. Proceeds were used to provide funds to currently refund the District's outstanding General Obligation Bonds, Series 2012 and Series 2015 and to pay the cost of issuing the bonds. Interest is payable on May 15 and November 15 of each year, with the principal payments due on May 15. The Series of 2020 bonds will mature on May 15, 2027.

In the event the District defaults on the payment of the principal of or the interest on any of the bonds after the same shall become due, whether at the stated maturity or upon call for prior redemption, and such default shall continue for 30 days, or if the District fails to comply with any provision of the bonds or the resolution, the law provides that the holders of 25% in aggregate principal amount of the bonds then outstanding may, upon appropriate action, appoint a trustee, who may be the paying agent, to represent the bondholders. The trustee may, and upon request of the holders of 25% in principal amount of the bonds then outstanding and upon being furnished with indemnity satisfactory to it shall, take such action on behalf of the bondholders as is more specifically set forth in the law. Such representation by the trustee shall be exclusive.

Interest Expense

For the year ended June 30, 2022, the components of interest expense include the following:

Interest paid	\$ 81,908
Less: interest accrued in the prior year	(10,238)
Add: interest accrued in the current year	7,875
Less: amortization of premium	(25,592)
Total interest expense	<u>\$ 53,953</u>

Note 9. Other Postemployment Benefits Liability

Local Portion

Plan Description and Benefits - The District pays for a portion of eligible retirees' health insurance, depending on eligibility. Eligibility for postretirement benefits is based on age of retiree and years of service and depends upon the associated group or union. The District contributes to the Northern Tier Insurance Consortium Health Care Plan (the Plan), a multiple employer defined benefit healthcare plan administered by Highmark Insurance Group. The Plan provides medical benefits to active and retired employees of the District. All employees are eligible for benefits upon retirement with 30 years of PSERS service or upon superannuation retirement. Retired employees are allowed to continue coverage for themselves and their dependents in the employer's group health plan until the retired employee reaches Medicare age. In order to obtain coverage, retired employees must provide payment equal to the premium determined for the purpose of COBRA.

Employees Covered by Benefit Terms - At June 30, 2022, the following employees were covered by the benefit terms:

Participant Data	
Active participants	115
Vested former participants	-
Retired participants	<u>4</u>
Total	<u>119</u>

Total Local OPEB Liability - The District's total local OPEB liability of \$574,211 was measured as of July 1, 2021 and was determined by an actuarial valuation as of July 1, 2021.

CANTON AREA SCHOOL DISTRICT
Notes to Financial Statements

Actuarial Methods and Assumptions - Local - The total local OPEB liability in the July 1, 2021 actuarial valuation was determined using the following actuarial assumptions and other inputs, applied to all periods included in the measurement, unless otherwise specified:

Actuarial cost method	Entry age normal, as a level percent of salary
Salary scale increases	2.50%
Discount rate	2.28%
Healthcare cost trend rate	5.5% in 2021 through 2023. Rates gradually decrease from 5.4% in 2024 to 4.0% in 2075 and later based on the Society of Actuaries Long-Run Medical Cost Trend Model

The discount rate was based on the S&P Municipal Bond 20-Year High Grade Rate Index at July 1, 2021. Mortality rates were projected generationally by the Buck Modified 2016 projection scale to reflect mortality improvement.

The following table shows the changes to the total OPEB liability:

	Governmental Activities	Business-type Activities	Total
Total OPEB liability as of July 1, 2021	\$ 543,948	\$ 9,238	\$ 553,186
Changes for the year:			
Service cost	39,709	3,039	42,748
Interest	10,727	226	10,953
Differences between expected and actual experience	(2,413)	(51)	(2,464)
Changes in assumptions or other inputs	(16,864)	(355)	(17,219)
Benefit payments	(12,725)	(268)	(12,993)
Net changes	18,434	2,591	21,025
Total OPEB liability as of June 30, 2022	<u>\$ 562,382</u>	<u>\$ 11,829</u>	<u>\$ 574,211</u>

Sensitivity of the District's proportionate share of the net OPEB liability to changes in the discount rate

The following presents the District's net OPEB liability calculated using the discount rate of 2.28% per annum (the "current rate"), as well as what the District's net OPEB liability would be if it were calculated using a discount rate that is 1% point lower (1.28%) or 1% point higher (3.28%) than the current rate:

	1% Decrease (1.28%)	Current Assumption (2.28%)	1% Increase (3.28%)
Total Local OPEB Liability	\$ 615,752	\$ 574,211	\$ 534,652

Sensitivity of the total Net OPEB Liability to Change in Healthcare Cost Trend Rates

The following presents the local OPEB liability calculated using the healthcare cost trend rate, as well as what the local OPEB liability would be if it were calculated using a healthcare cost trend rate that is 1% point lower or 1% point higher than the current rate:

	1% Decrease	Current Assumption	1% Increase
Local Net OPEB Liability	\$ 508,369	\$ 574,211	\$ 652,499

CANTON AREA SCHOOL DISTRICT
Notes to Financial Statements

OPEB Expense and Deferred Outflows of Resources and Deferred Inflows of Resources Related to OPEB

For the year ended June 30, 2022, the District recognized local OPEB expense of \$48,792. At June 30, 2022, the District reported deferred outflows of resources and deferred inflows of resources related to local OPEB from the following sources:

	Deferred Outflows of Resources		Deferred Inflows of Resources	
	Governmental	Business-type	Governmental	Business-type
	Activities	Activities	Activities	Activities
Differences between actual and expected experience	\$ 39,701	\$ 835	\$ 61,316	\$ 1,290
Changes of assumptions	61,108	1,285	98,852	2,079
Differences between projected and actual investment earnings	-	-	-	-
Changes in proportion	-	-	-	-
Employer contributions subsequent to the measurement date	22,837	481	-	-
Totals	<u>\$ 123,646</u>	<u>\$ 2,601</u>	<u>\$ 160,168</u>	<u>\$ 3,369</u>

\$23,318 reported as deferred outflows of resources related to local OPEB resulting from District contributions subsequent to the measurement date will be recognized as a reduction of the net OPEB liability in the year ended June 30, 2023. Other amounts reported as deferred outflows of resources and deferred inflows of resources related to OPEB will be recognized in OPEB expense as follows:

	Governmental	Business-type
	Activities	Activities
For the fiscal year ended:		
2023	\$ (4,808)	\$ (101)
2024	(4,808)	(101)
2025	(4,808)	(101)
2026	(4,808)	(101)
2027	(4,808)	(101)
Thereafter	(35,319)	(744)
Total	<u>\$ (59,359)</u>	<u>\$ (1,249)</u>

PSERS - Proportionate Share

Plan Description and Benefits - PSERS is a governmental cost-sharing multi-employer defined benefit pension plan that provides retirement benefits to public school employees of the Commonwealth of Pennsylvania. The members eligible to participate in the System include all full-time public school employees, part-time hourly public school employees who render at least 500 hours of service in the school year, and part-time per diem public school employees who render at least 80 days of service in the school year in any of the reporting entities in Pennsylvania. PSERS issues a publicly available financial report that can be obtained at www.psers.state.pa.us.

Participating eligible retirees are entitled to receive premium assistance payments equal to the lesser of \$100 per month or their out-of-pocket monthly health insurance premium. To receive premium assistance, eligible retirees must obtain their health insurance through either their school employer or the PSERS' Health Options Program. As of June 30, 2022 there were no assumed future benefit increases to participating eligible retirees.

The PSERS's contractually required contribution rate for the fiscal year ended June 30, 2022 was 0.80% of covered payroll, actuarially determined as an amount that, when combined with employee contributions, is expected to finance the costs of benefits earned by employees during the year, with an additional amount to finance any unfunded accrued liability.

CANTON AREA SCHOOL DISTRICT
Notes to Financial Statements

Health Insurance Premium Assistance Program - PSERS provides Premium Assistance which, is a governmental cost sharing, multiple-employer other postemployment benefit plan (OPEB) for all eligible retirees who qualify and elect to participate. Employer contribution rates for Premium Assistance are established to provide reserves in the Health Insurance Account that are sufficient for the payment of Premium Assistance benefits for each succeeding year. Effective January 1, 2002 under the provisions of Act 9 of 2001, participating eligible retirees are entitled to receive premium assistance payments equal to the lesser of \$100 per month or their out-of-pocket monthly health insurance premium. To receive premium assistance, eligible retirees must obtain their health insurance through either their school employers or the PSERS' Health Options Program. As of June 30, 2022 there were no assumed future benefit increases to participating eligible retirees.

Employees Covered by Benefit Terms - At June 30, 2022, the following employees were covered by the benefit terms:

Participant Data	
Active participants	115
Vested former participants	-
Retired participants	<u>4</u>
Total	<u>119</u>

Total Proportionate Share PSERS OPEB Liability - The District's total proportionate share PSERS OPEB liability of \$1,183,000 was measured as of June 30, 2021 and was determined by an actuarial valuation as of June 30, 2020. The District's share of the liability was 0.0499%, which is an increase of 0.0020 with its proportionate share measured as of June 30, 2021.

Actuarial Methods and Assumptions - PSERS - The net PSERS OPEB liability as of June 30, 2021, was determined by rolling forward the PSERS's net OPEB Liability as of June 30, 2020 to June 30, 2021 using the following PSERS actuarial assumptions, applied to all periods included in the measurement:

- Actuarial cost method - Entry Age Normal - level % of pay.
- Investment return - 2.18% - S&P 20 year municipal bond rate.
- Salary growth - effective average of 4.50%, comprised of inflation of 2.50% and 2.00% for real wage growth and for merit or seniority increases.
- Premium assistance reimbursement is capped at \$1,200 per year.
- Assumed healthcare cost trends were applied to retirees with less than \$1,200 in premium assistance per year.
- Mortality rates were based on a blend of 50% PubT-2010 and 50% PubG-2010 retiree tables for males and females, adjusted to reflect PSERS' experience and projected using a modified version of the MP-2020 mortality improvement scale.
- Participation rate:
 - ◆ Eligible retirees will elect to participate pre-age 65 at 50%
 - ◆ Eligible retirees will elect to participate post-age 65 at 70%

The following assumptions were used to determine the contribution rate:

- The results of the actuarial valuation as of June 30, 2019 determined the employer contribution rate for the year ended June 30, 2021.
- Cost method - amount necessary to assure solvency of premium assistance through the third fiscal year after the valuation date.
- Asset valuation method - market value.
- Participation rate - 63% of eligible retirees are assumed to elect premium assistance.
- Mortality tables for Males and Females, adjusted to reflect PSERS' experience and projected using a modified version of the MP-2015 Mortality Improvement Scale.

Investments consist primarily of short term assets designed to protect the principal of the plan assets. The expected rate of return on OPEB plan investments was determined using the OPEB asset allocation policy and best estimates of geometric real rates of return for each asset class.

CANTON AREA SCHOOL DISTRICT
Notes to Financial Statements

The OPEB plan's policy in regard to the allocation of invested plan assets is established and may be amended by the Board. Under the program, as defined in the retirement code employer contribution rates for premium assistance are established to provide reserves in the health insurance account that are sufficient for the payment of premium assistance benefits for each succeeding year.

<u>Asset Type</u>	<u>Target Allocation</u>	<u>Long Term Expected Real Rate</u>
Cash	79.8 %	0.1%
US Core Fixed Income	17.5 %	0.7%
Non-US Developed Fixed	<u>2.7 %</u>	(0.3)%
	<u>100.0 %</u>	

The above was the Board's adopted asset allocation policy and best estimates of geometric real rates of return for each major asset class as of June 30, 2021.

The discount rate used to measure the total PSERS OPEB liability was 2.18%. Under the plan's funding policy, contributions are structured for short term funding of premium assistance. The funding policy sets contribution rates necessary to assure solvency of premium assistance through the third fiscal year after the actuarial valuation date. The premium assistance account is funded to establish reserves that are sufficient for the payment of premium assistance benefits for each succeeding year. Due to the short term funding policy, the OPEB plan's fiduciary net position was not projected to be sufficient to meet projected future benefit payments, therefore the plan is considered a "pay-as-you-go" plan. A discount rate of 2.18% which represents the S&P 20 year municipal bond rate at June 30, 2021, was applied to all projected benefit payments to measure the total PSERS OPEB liability.

Sensitivity of the District's proportionate share of the net PSERS OPEB liability to changes in the discount rate

The following presents the District's net PSERS OPEB liability calculated using the discount rate of 2.18% per annum (the "current rate"), as well as what the District's net PSERS OPEB liability would be if it were calculated using a discount rate that is 1% point lower (1.18%) or 1% point higher (3.18%) than the current rate:

	<u>1% Decrease (1.18%)</u>	<u>Current Assumption (2.18%)</u>	<u>1% Increase (3.18%)</u>
Total PSERS OPEB Liability	\$ 1,358,000	\$ 1,183,000	\$ 1,039,000

Sensitivity of the total Net PSERS OPEB Liability to Change in Healthcare Cost Trend Rates

The following presents the PSERS's OPEB liability calculated using the healthcare cost trend rate per annum (the "current rate"), as well as what the District's OPEB liability would be if it were calculated using a healthcare cost trend rate that is 1% point lower or 1% point higher than the current rate:

	<u>1% Decrease</u>	<u>Current Assumption</u>	<u>1% Increase</u>
Net PSERS OPEB Liability	\$ 1,183,000	\$ 1,183,000	\$ 1,183,000

CANTON AREA SCHOOL DISTRICT
Notes to Financial Statements

PSERS OPEB Expense and Deferred Outflows of Resources and Deferred Inflows of Resources Related to OPEB

For the year ended June 30, 2022, the District recognized proportionate share PSERS OPEB expense of \$70,000. At June 30, 2022, the District reported deferred outflows of resources and deferred inflows of resources related to PSERS OPEB from the following sources:

	Deferred Outflows of Resources		Deferred Inflows of Resources	
	Governmental	Business-type	Governmental	Business-type
	Activities	Activities	Activities	Activities
Differences between actual and expected experience	\$ 10,774	\$ 226	\$ -	\$ -
Changes of assumptions	123,404	2,596	15,670	330
Differences between projected and actual investment earnings	1,959	41	-	-
Changes in proportion	35,258	742	16,650	350
Employer contributions subsequent to the measurement date	68,163	1,434	-	-
Totals	\$ 239,558	\$ 5,039	\$ 32,320	\$ 680

\$69,597 reported as deferred outflows of resources related to PSERS OPEB resulting from District contributions to PSERS subsequent to the measurement date that will be recognized as a reduction of the net OPEB liability in the year ended June 30, 2023. Other amounts reported as deferred outflows of resources and deferred inflows of resources related to OPEB will be recognized in OPEB expense as follows:

	Governmental	Business-type
	Activities	Activities
For the fiscal year ended:		
2023	\$ 18,609	\$ 391
2024	18,609	391
2025	30,361	639
2026	28,402	598
2027	24,485	515
Thereafter	18,609	391
Total	\$ 139,075	\$ 2,925

Note 10. Defined Benefit Plan

General Information

For purposes of measuring the net pension liability, deferred outflows of resources and deferred inflows of resources related to pensions, and pension expense, information about the fiduciary net position of the Public School Employees' Retirement System (PSERS) and additions to/deductions from PSERS's fiduciary net position have been determined on the same basis as they are reported by PSERS. For this purpose, benefit payments (including refunds of employee contributions) are recognized when due and payable in accordance with the benefit terms. Investments are reported at fair value.

Plan Description

PSERS is a governmental cost-sharing multi-employer defined benefit pension plan that provides retirement benefits to public school employees of the Commonwealth of Pennsylvania. The members eligible to participate in the System include all full-time public school employees, part-time hourly public school employees who render at least 500 hours of service in the school year, and part-time per diem public school employees who render at least 80 days of service in the school year in any of the reporting entities in Pennsylvania. PSERS issues a publicly available financial report that can be obtained at www.psers.state.pa.us.

CANTON AREA SCHOOL DISTRICT
Notes to Financial Statements

Benefits Provided

PSERS provides retirement, disability, and death benefits. Members are eligible for monthly retirement benefits upon reaching (a) age 62 with at least 1 year of credited service; (b) age 60 with 30 or more years of credited service; or (c) 35 or more years of service regardless of age. Act 120 of 2010 (Act 120) preserves the benefits of existing members and introduced benefit reductions for individuals who become new members on or after July 1, 2011. Act 120 created two new membership classes, Membership Class T-E (Class T-E) and Membership Class T-F (Class T-F). To qualify for normal retirement, Class T-E and Class T-F members must work until age 65 with a minimum of 3 years of service or attain a total combination of age and service that is equal to or greater than 92 with a minimum of 35 years of service. Benefits are generally equal to 2% or 2.5%, depending upon membership class, of the member's final average salary (as defined in the Code) multiplied by the number of years of credited service. For members whose membership started prior to July 1, 2011, after completion of five years of service, a member's right to the defined benefits is vested and early retirement benefits may be elected. For Class T-E and Class T-F members, the right to benefits is vested after ten years of service.

Participants are eligible for disability retirement benefits after completion of five years of credited service. Such benefits are generally equal to 2% or 2.5%, depending upon membership class, of the member's final average salary (as defined in the Code) multiplied by the number of years of credited service, but not less than one-third of such salary nor greater than the benefit the member would have had at normal retirement age. Members over normal retirement age may apply for disability benefits.

Death benefits are payable upon the death of an active member who has reached age 62 with at least one year of credited service (age 65 with at least three years of credited service for Class T-E and Class T-F members) or who has at least five years of credited service (ten years for Class T-E and Class T-F members). Such benefits are actuarially equivalent to the benefit that would have been effective if the member had retired on the day before death.

Beginning on July 1, 2019 the District complied with Act 5. Act 5 of 2017 gives Class T-C, Class T-D, Class T-E, and Class T-F members a one-time option to elect prospectively into one of the new Act 5 membership classes that each have a lower defined benefit (DB) structure and adds a defined contribution (DC) component. Only members who are active on July 1, 2019, are eligible to elect one of the Act 5 membership classes. The District's estimated average DC contribution rate for the fiscal year ended June 30, 2022 was 0.15% of covered payroll.

Contributions

Member Contributions

The contribution policy is established in the Public School Employees' Retirement Code and requires contributions by active members, employers, and the Commonwealth. Active members who joined the System prior to July 22, 1983, contribute at 5.25% (Membership Class T-C) or at 6.50% (Membership Class T-D) of the member's qualifying compensation. Members who joined the System on or after July 22, 1983, and who were active or inactive as of July 1, 2001, contribute at 6.25% (Membership Class T-C) or at 7.50% (Membership T-D) of the member's qualifying compensation. Members who joined the System after June 30, 2001 and before July 1, 2011, contribute at 7.50% (automatic Membership Class T-D). For all new hires and for members who elected Class T-D membership, the higher contribution rates began with service rendered on or after January 1, 2002. Members who joined the System after June 30, 2011, automatically contribute at the Membership Class T-E rate of 7.50% (base rate) of the member's qualifying compensation. All new hires after June 30, 2011, who elect class T-F membership, contribute at 10.30% (base rate) of the member's qualifying compensation. Membership Class T-E and Class T-F are affected by a "shared risk" provision in Act 120 of 2010 that in future fiscal years could cause the Membership Class T-E contribution rate to fluctuate between 7.50% and 9.50% and Membership Class T-F contribution rate to fluctuate between 10.30% and 12.30%.

CANTON AREA SCHOOL DISTRICT
Notes to Financial Statements

Employer Contributions

The District's contractually required contribution rate for the fiscal year ended June 30, 2022 was 33.99% of covered payroll, actuarially determined as an amount that, when combined with employee contributions, is expected to finance the costs of benefits earned by employees during the year, with an additional amount to finance any unfunded accrued liability. Contributions to the pension plan from the District were \$2,378,706 for the year ended June 30, 2022.

GASB Statement No. 68 and No. 71

The District complies with GASB No. 68 and GASB No. 71. GASB No. 68 established standards for measuring and recognizing liabilities, deferred outflows of resources, deferred inflows of resources, and expense/expenditures. For defined benefit pensions, this Statement identifies the methods and assumption that should be used to project benefit payments, discount projected benefit payments to their actuarial present value, and attribute that present value to periods of employee service. This Statement requires the employers liability to plan employees for defined benefit plans (net pension liability) be measured as the portion of the present value of projected benefit payments to be provided through the pension plan to current active and inactive employees that is attributed to those employees' past periods of service (total pension liability), less the amount of the pension plan's fiduciary net position. In addition, prior to implementing GASB Statements No. 68, employers participating in a cost-sharing plan recognized annual pension expense equal to their contractually required contribution to the plan. Upon the adoption of GASB Statement No. 68, employers participating in cost-sharing plans will recognize their proportionate share of the collective pension amounts for all benefits provided through the plan based on an allocation method.

At June 30, 2022, the District reported a liability of \$20,569,000 for its proportionate share of the net pension liability. The District reported a liability of \$3,400 for its proportionate share of the separately financed specific liabilities. The net pension liability was measured as of June 30, 2021, and the total pension liability used to calculate the net pension liability was determined by rolling forward the system's total pension liability as of June 30, 2020 to June 30, 2021. The District's proportion of the net pension liability was calculated utilizing the employer's one-year reported covered payroll as it relates to the total one-year reported covered payroll. At June 30, 2022, the District's proportion was 0.0501%, which is an increase of 0.0022 from its proportion measured as of June 30, 2021.

For the year ended June 30, 2022 the District recognized pension expense of \$1,418,000. At June 30, 2022, the District reported deferred outflows of resources and deferred inflows of resources related to pensions from the following sources:

	PSERS			
	Deferred Outflows of		Deferred Inflows of	
	<u>Resources</u>		<u>Resources</u>	
	<u>Governmental</u>	<u>Business-type</u>	<u>Governmental</u>	<u>Business-type</u>
	<u>Activities</u>	<u>Activities</u>	<u>Activities</u>	<u>Activities</u>
Differences between expected and actual experience	\$ 14,691	\$ 309	\$ 264,438	\$ 5,562
Changes of assumptions	977,441	20,559	-	-
Net difference between projected and actual investment earnings	-	-	3,206,556	67,444
Changes in proportion and differences between employer contributions and proportionate share of contributions	777,644	16,356	23,505	495
Employer contributions subsequent to the measurement date	2,399,461	50,469	-	-
Total	<u>\$ 4,169,237</u>	<u>\$ 87,693</u>	<u>\$ 3,494,499</u>	<u>\$ 73,501</u>

CANTON AREA SCHOOL DISTRICT
Notes to Financial Statements

\$2,449,930 reported as deferred outflows of resources related to pensions resulting from District contributions subsequent to the measurement date will be recognized as a reduction of the net pension liability in the year ended June 30, 2023. Other amounts reported as deferred outflows of resources and deferred inflows of resources related to pensions will be recognized in pension expense as follows:

For the fiscal year ended:

	Governmental Activities	Business-type Activities
2023	\$ (415,266)	\$ (8,734)
2024	(143,971)	(3,029)
2025	(130,260)	(2,740)
2026	(1,035,226)	(21,774)
2027	-	-
Total	<u>\$ (1,724,723)</u>	<u>\$ (36,277)</u>

Actuarial Assumptions

The total pension liability as of June 30, 2021 was determined by rolling forward the System's total pension liability as of the June 30, 2020 actuarial valuation to June 30, 2021 using the following actuarial assumptions, applied to all periods included in the measurement:

- Actuarial cost method - Entry Age Normal - level % of pay
- Investment return - 7.00%, includes inflation at 2.50%
- Salary growth - Effective average of 4.50%, which reflects an allowance for inflation of 2.50% and 2.00% for real wage growth and for merit or seniority increases.
- Mortality rates were based on a blend of 50% PubT-2010 and 50% PubG-2010 Retiree Tables for Males and Females, adjusted to reflect PSERS' experience and projected using a modified version of the MP-2020 Mortality Improvement Scale.

Expected rate of return on investments

The long-term expected rate of return on pension plan investments was determined using a building-block method in which best-estimate ranges of expected future real rates of return (expected returns, net of pension plan investment expense and inflation) are developed for each major asset class. These ranges are combined to produce the long-term expected rate of return by weighting the expected future real rates of return by the target asset allocation percentage and by adding expected inflation.

The pension plan's policy in regard to the allocation of invested plan assets is established and may be amended by the Board. Plan assets are managed with a long-term objective of achieving and maintaining a fully funded status for the benefits provided through the pension.

<u>Asset Type</u>	<u>Target Allocation</u>	<u>Long Term Expected Real Rate</u>
Global public equity	27.0%	5.2%
Private equity	12.0%	7.3%
Fixed income	35.0%	1.8%
Commodities	10.0%	2.0%
Absolute return	8.0%	3.1%
Infrastructure/MLP's	8.0%	5.1%
Real estate	10.0%	4.7%
Cash	3.0%	0.1%
Leverage	<u>(13.0)%</u>	0.1%
	<u>100.0%</u>	

The above was the Board's adopted asset allocation policy and best estimates of geometric real rates of return for each major asset class as of June 30, 2022.

CANTON AREA SCHOOL DISTRICT
Notes to Financial Statements

Discount Rate

The discount rate used to measure the total pension liability as of June 30, 2022 was 7.00%. The projection of cash flows used to determine the discount rate assumed that contributions from plan members will be made at the current contribution rates and that contributions from employers will be made at contractually required rates, actuarially determined. Based on those assumptions, the plan's fiduciary net position was projected to be available to make all projected future benefit payments of current plan members. Therefore, the long-term expected rate of return on plan investments was applied to all periods of projected benefit payments to determine the total pension liability.

Sensitivity of the proportionate share of the net pension liability to changes in the discount rate assumption

The following presents the District's proportionate share of the net pension liability of the PSERS plan, calculated as of the measurement date of June 30, 2021 using the discount rate of 7.00% per annum (the "current rate"). The table shows what the net pension liability would be if it were calculated using a discount rate that is 1% point lower (6.00%), or 1% point higher (8.00%) than the current rate.

	1% Decrease (6.00%)	Current Discount (7.00%)	1% Increase (8.00%)
Canton Area School District's proportionate share of the PSERS Net Pension Liability	\$ 26,998,000	\$ 20,569,000	\$ 15,147,000

Pension Plan Fiduciary Net Position

The components of the current year net pension liability of the employers as of the June 30, 2021 valuation date were as follows:

	<u>PSERS</u>
Valuation date	6/30/2021
Employers' total pension liability	\$ 113,024,082,000
Plan fiduciary net position	<u>(71,967,352,000)</u>
Employers' net pension liability	<u>\$ 41,056,730,000</u>
Ratio of plan net position to the employers' total pension liability	63.67 %

Detailed information about PSERS' fiduciary net position is available in PSERS Comprehensive Annual Financial Report which can be found on the System's website at www.psers.state.pa.us.

Note 11. Advances on Future Period Revenues

Unavailable revenues from property taxes and federal sources are reported in the governmental fund financial statements when potential revenues do not meet both the measurable and available criteria for recognition in the current period. Property taxes collected within the first sixty days subsequent to year end are considered measurable and available. The components of unavailable revenues from property taxes and federal sources are illustrated in the following schedule as of June 30, 2022:

Property taxes and federal sources receivable	\$ 242,848
Less: collections within the first sixty days	<u>(19,030)</u>
Total unavailable revenues from property taxes and federal sources	<u>\$ 223,818</u>

Unavailable revenues from property taxes and federal sources that were recorded in the governmental funds balance sheet for resources that are earned but not available are recorded as revenue in the government-wide statement of activities.

CANTON AREA SCHOOL DISTRICT
Notes to Financial Statements

Note 12. Related Parties

Joint Ventures

Bradford County Tax Collection Committee - Bradford County Tax Collection Committee is the Tax Collection Committee representing all earned income taxing jurisdictions within Bradford County, Pennsylvania, as defined by Pennsylvania Act 32 of 2008. The Committee is comprised of representatives from each taxing jurisdiction. All actions of the Committee are approved by the representatives using a weighted voting system based on each taxing jurisdiction's percentage of earned income tax revenue and population. The Committee is responsible for overseeing the collection and distribution of earned income and net profit taxes within the Tax Collection District. Members of the Tax Collection District are comprised of all school districts and municipalities within the geographic boundaries of the Tax Collection District. Non-members are entities not included within the geographic boundaries of the Tax Collection District. Amounts remitted to the District from the Bradford County Tax Collection Committee amounted to \$532,993, net of the collection fee, for the year ended June 30, 2022.

Northern Tier Insurance Consortium - The District and other surrounding educational institutions created a joint venture, the Northern Tier Insurance Consortium (the "Consortium"), to provide adequate and affordable health, hospitalization, medical services and other insurance coverage to the District's employees and to stabilize the cost of this insurance over the long term. The governing body of the joint venture is comprised of a Director from each participating educational institution. The District pays an estimated monthly premium to the Consortium for health insurance coverage calculated by an annual actuarial assessment. The District's payments of monthly premiums amounted to \$1,754,853 for the year ended June 30, 2022. The Consortium self funds all claims and utilizes a third party to manage the claims.

Northern Tier Career Center - The school districts in Bradford County created the Northern Tier Career Center, to provide vocational-technical education opportunities for their students. The District appoints one member of the governing board. Consequently, the District does not have material control or fiscal responsibility over the Northern Tier Career Center. The District along with the other seven participating Districts share in the operating deficit or surplus of the Northern Tier Career Center. In the fiscal year ended June 30, 2006, the districts approved the Northern Tier Career Center capital improvement project and subsequent bond issue in the amount of \$9,200,000. By approving this project, the District agreed to an additional tuition increase to be used for funding the debt service of the project. The original bond issue was refunded in the fiscal year ended June 30, 2012 by issuing new bonds in the amount of \$7,965,000. During the year ended June 30, 2020, NTCC issued Revenue Bonds, Series of 2019 in the amount of \$3,905,000, that advance refunded its Revenue Bond, Series of 2011 and paid for the cost of issuing the new bonds. The Series of 2019 bond has an interest rate of 2.797% with final maturity due March 1, 2025. The District's original net tuition requirement related to the original bond issue was \$874,920. The District's net tuition requirement related to the refunded bond issue is \$340,045 in total and \$68,167 for the fiscal year ended June 30, 2022.

Future payments including principal and interest are as follows:

	<u>Principal</u>	<u>Interest</u>	<u>Total</u>
2023	\$ 62,576	\$ 5,405	\$ 67,981
2024	64,478	3,655	68,133
2025	66,189	1,851	68,040
Total	<u>\$ 193,243</u>	<u>\$ 10,911</u>	<u>\$ 204,154</u>

CANTON AREA SCHOOL DISTRICT
Notes to Financial Statements

Jointly Governed Organization

BLaST Intermediate Unit #17 - BLaST Intermediate Unit #17 serves Bradford, Lycoming, Sullivan and Tioga counties. BLaST Intermediate Unit #17 assists regional schools with their charge to educate special needs children and provides speech, hearing, psychological and vision services. The members are comprised of the 19 school districts within Bradford, Lycoming, Sullivan and Tioga counties. The Board of Directors has oversight responsibility to provide financial interdependency, designate governing authority and the selection of management. The Board of Directors is comprised of one director from each of the nineteen member districts. The District's payments to BLaST amounted to \$224,698 for the year ended June 30, 2022. The District had \$57,637 payable to BLaST for the year ended June 30, 2022.

Note 13. Risks and Uncertainties

The District is exposed to various risks of loss related to torts; theft of; damage to, and destruction of assets; errors and omissions; injuries to employees; and natural disasters.

The District carries commercial insurance for these and other risks of loss including workers' compensation and general liability insurance. Settled claims resulting from these risks have not exceeded commercial insurance coverage in any of the past three years.

Note 14. Federal and State Funded Programs

The District participates in a number of Federal and Pennsylvania grant and assistance programs. These programs are subject to financial and compliance audits by the grantors or their representatives. The amount, if any, of expenditures which may be disallowed by the granting agencies cannot be determined at this time, although the District expects such amounts, if any, to be immaterial.

Note 15. Stewardship, Compliance, Accountability

Expenditures exceeding the budget by material margins are explained as follows:

Existing Site Improvement Services

The District's existing site improvement services exceeded budgeted amounts due to a roofing project starting sooner than expected which wasn't originally budgeted for.

Interfund Transfers Out

The District's interfund transfers out exceeded budgeted amounts due to the general fund transferring money to the debt service fund for payments of bond principal and interest.

Note 16. Future Implementations of GASB Pronouncements

The Governmental Accounting Standards Board has issued the following pronouncements which will be implemented in the years required. The effects of the implementation of these pronouncements are not known at this time.

Statement No. 91 - *Conduit Debt Obligations*. Effective for fiscal years beginning after December 15, 2021.

Statement No. 94 - *Public-Private and Public-Public Partnerships and Availability Payment Arrangements*. Effective for fiscal years beginning after June 15, 2022.

Statement No. 96 - *Subscription-Based Information Technology Arrangements*. Effective for fiscal years beginning after June 15, 2022.

CANTON AREA SCHOOL DISTRICT
Notes to Financial Statements

Statement No. 99 - *Omnibus 2022*. Effective for various periods through fiscal years beginning after June 15, 2023.

Statement No. 100 - *Accounting Changes and Error Corrections - an amendment of GASB Statement No. 62*. Effective for fiscal years beginning after June 15, 2023.

Statement No. 101 - *Compensated Absences*. Effective for fiscal years beginning after December 15, 2023.

Note 17. Subsequent Events

Management has evaluated subsequent events through the date of the report, which is the date these financial statements were available to be issued.

REQUIRED SUPPLEMENTARY INFORMATION

CANTON AREA SCHOOL DISTRICT
Budgetary Comparison Schedule
General Fund
For the Year Ended June 30, 2022

	<u>Original Budget</u>	<u>Final Budget</u>	<u>Actual</u>	<u>Variance with Final Budget Favorable (Unfavorable)</u>
Revenues				
Local sources	\$ 4,229,266	\$ 4,229,266	\$ 4,751,486	\$ 522,220
State sources	10,898,490	10,898,490	11,641,201	742,711
Federal sources	<u>2,709,000</u>	<u>2,709,000</u>	<u>2,385,464</u>	<u>(323,536)</u>
Total revenues	<u>17,836,756</u>	<u>17,836,756</u>	<u>18,778,151</u>	<u>941,395</u>
Expenditures				
Regular programs	7,958,961	7,958,961	7,987,174	(28,213)
Special programs	2,303,175	2,303,175	2,314,382	(11,207)
Vocational education	313,201	313,201	318,026	(4,825)
Other instructional programs	104,310	104,310	77,197	27,113
Student support services	460,675	460,675	445,408	15,267
Instructional staff support services	420,554	420,554	366,072	54,482
Administration support services	1,039,709	1,039,709	1,002,707	37,002
Pupil health support services	194,049	194,049	199,637	(5,588)
Business support services	422,613	422,613	418,707	3,906
Operation and maintenance of plant services	1,309,096	1,309,096	1,380,237	(71,141)
Student transportation services	888,500	888,500	902,544	(14,044)
Central support services	244,589	244,589	222,101	22,488
Student activities	463,569	463,569	547,262	(83,693)
Community service	-	-	60	(60)
Existing site improvement services	160,000	160,000	883,333	(723,333)
Debt service	<u>965,073</u>	<u>965,073</u>	<u>-</u>	<u>965,073</u>
Total expenditures	<u>17,248,074</u>	<u>17,248,074</u>	<u>17,064,847</u>	<u>183,227</u>
Other Financing Uses				
Budgetary reserve	1,299,900	1,299,900	-	1,299,900
Interfund transfers out	<u>-</u>	<u>-</u>	<u>896,908</u>	<u>(896,908)</u>
Total expenditures and other financing uses	<u>18,547,974</u>	<u>18,547,974</u>	<u>17,961,755</u>	<u>586,219</u>
Net Change in Fund Balance	<u>\$ (711,218)</u>	<u>\$ (711,218)</u>	816,396	<u>\$ 1,527,614</u>
Fund Balance - Beginning			<u>5,771,320</u>	
Fund Balance - Ending			<u>\$ 6,587,716</u>	

See accompanying notes to required supplementary information.

CANTON AREA SCHOOL DISTRICT
Schedule of Changes in the District's Total/Net OPEB Liability and Related Ratios
For the Year Ended June 30, 2022

	Total OPEB Liability - Local				
	<u>2022</u>	<u>2021</u>	<u>2020</u>	<u>2019</u>	<u>2018</u>
Service cost	\$ 42,748	\$ 31,039	\$ 37,378	\$ 34,938	\$ 35,439
Interest	10,953	16,200	19,040	19,157	12,757
Changes of benefit terms	-	-	-	-	-
Differences between expected and actual experience	(2,464)	-	(78,431)	-	65,871
Changes in assumptions or other inputs	(17,219)	59,224	(110,549)	1,587	18,172
Benefit payments	<u>(12,993)</u>	<u>(9,579)</u>	<u>(27,649)</u>	<u>(35,521)</u>	<u>(27,921)</u>
Net changes in total OPEB liability	21,025	96,884	(160,211)	20,161	104,318
Total OPEB liability - beginning	<u>553,186</u>	<u>456,302</u>	<u>616,513</u>	<u>596,352</u>	<u>492,034</u>
Total OPEB liability - ending	<u>\$ 574,211</u>	<u>\$ 553,186</u>	<u>\$ 456,302</u>	<u>\$ 616,513</u>	<u>\$ 596,352</u>
Covered payroll	\$ 6,751,729	\$ 6,328,773	\$ 6,328,773	\$ 6,180,207	\$ 6,180,207
Total OPEB liability as a percentage of covered payroll	8.50 %	8.74 %	7.21 %	9.98 %	9.65 %

See accompanying notes to required supplementary information.

CANTON AREA SCHOOL DISTRICT
Schedule of District's Proportionate Share of the Net Net OPEB Liability - PSERS
For the Year Ended June 30, 2022

	<u>2022</u>	<u>2021</u>	<u>2020</u>	<u>2019</u>	<u>2018</u>
The District's proportion of the net OPB liability	0.049900 %	0.047900 %	0.048000 %	0.048000 %	0.048700 %
The District's proportionate share of the net OPEB liability	\$ 1,183,000	\$ 1,035,000	\$ 1,021,000	\$ 1,001,000	\$ 992,000
The District's covered payroll	\$ 7,075,615	\$ 6,725,899	\$ 6,619,264	\$ 6,640,917	\$ 6,462,706
The District's proportionate share of the net OPEB liability as a percentage of covered payroll	16.72 %	15.39 %	15.42 %	15.07 %	15.35 %
Plan fiduciary net position as a percentage of the total OPEB liability	5.30 %	5.69 %	5.56 %	5.56 %	5.73 %

See accompanying notes to required supplementary information.

CANTON AREA SCHOOL DISTRICT
Schedule of District's PSERS OPEB Contributions
For the Year Ended June 30, 2022

	<u>2022</u>	<u>2021</u>	<u>2020</u>	<u>2019</u>	<u>2018</u>	<u>2017</u>	<u>2016</u>	<u>2015</u>	<u>2014</u>
Actuarially determined contribution	\$ 66,852	\$ 66,474	\$ 66,952	\$ 64,611	\$ 61,213	\$ 64,876	\$ 63,660	\$ 61,115	\$ 57,412
Contribution in relation to the actuarially determined contribution	<u>58,066</u>	<u>56,389</u>	<u>54,994</u>	<u>53,628</u>	<u>53,842</u>	<u>56,391</u>	<u>63,660</u>	<u>61,115</u>	<u>57,412</u>
Contribution deficiency (excess)	<u>\$ 8,786</u>	<u>\$ 10,085</u>	<u>\$ 11,958</u>	<u>\$ 10,983</u>	<u>\$ 7,371</u>	<u>\$ 8,485</u>	<u>\$ -</u>	<u>\$ -</u>	<u>\$ -</u>
Covered payroll	<u>\$ 7,075,615</u>	<u>\$ 6,725,899</u>	<u>\$ 6,619,264</u>	<u>\$ 6,640,917</u>	<u>\$ 6,462,706</u>	<u>\$ 6,479,057</u>	<u>\$ 6,487,288</u>	<u>\$ 6,412,260</u>	<u>\$ 6,405,367</u>
Contribution as a percentage of covered payroll	0.82 %	0.84 %	0.83 %	0.81 %	0.83 %	0.87 %	0.98 %	0.95 %	0.90 %

See accompanying notes to required supplementary information.

CANTON AREA SCHOOL DISTRICT
Schedule of District's Proportionate Share of the Net Pension Liability - PSERS
For the Year Ended June 30, 2022

	<u>2022</u>	<u>2021</u>	<u>2020</u>	<u>2019</u>	<u>2018</u>	<u>2017</u>	<u>2016</u>	<u>2015</u>	<u>2014</u>
The District's proportion of the net pension liability	0.050100 %	0.047900 %	0.048000 %	0.048000 %	0.048700 %	0.050100 %	0.049900 %	0.050400 %	0.050800 %
The District's proportionate share of the net pension liability	\$20,569,000	\$23,585,000	\$22,456,000	\$23,042,000	\$24,052,000	\$24,828,000	\$21,615,000	\$19,949,000	\$20,796,000
The District's proportionate share of the separately financed specific liability	\$ 3,400	\$ 2,100	\$ 4,000	\$ 3,000	\$ 4,000	\$ 4,000	\$ 7,000	\$ -	\$ -
The District's covered payroll	\$ 7,075,615	\$ 6,725,899	\$ 6,619,264	\$ 6,640,917	\$ 6,462,706	\$ 6,479,057	\$ 6,487,288	\$ 6,412,260	\$ 6,405,367
The District's proportionate share of the net pension liability as a percentage of covered payroll	290.70 %	350.66 %	339.25 %	346.97 %	372.17 %	383.20 %	333.19 %	311.11 %	324.67 %
Plan fiduciary net position as a percentage of the total pension liability	63.67 %	54.32 %	55.66 %	54.00 %	51.84 %	50.14 %	54.36 %	57.24 %	54.49 %

See accompanying notes to required supplementary information.

CANTON AREA SCHOOL DISTRICT
Schedule of Employer's Contributions for PSERS
For the Year Ended June 30, 2022

	<u>2022</u>	<u>2021</u>	<u>2020</u>	<u>2019</u>	<u>2018</u>	<u>2017</u>	<u>2016</u>	<u>2015</u>	<u>2014</u>	<u>2013</u>
Contractually required contribution	\$ 2,378,706	\$ 2,235,444	\$ 2,225,723	\$ 2,115,245	\$ 1,993,678	\$ 1,832,160	\$ 1,588,707	\$ 1,380,554	\$ 1,053,078	\$ 777,513
Contribution in relation to the contractually required contribution	<u>2,378,706</u>	<u>2,235,444</u>	<u>2,225,723</u>	<u>2,115,245</u>	<u>1,993,678</u>	<u>1,832,160</u>	<u>1,588,707</u>	<u>1,380,554</u>	<u>1,053,078</u>	<u>777,513</u>
Contribution deficiency (excess)	\$ _____ -	\$ _____ -	\$ _____ -	\$ _____ -	\$ _____ -	\$ _____ -	\$ _____ -	\$ _____ -	\$ _____ -	\$ _____ -
District's covered payroll	<u>\$ 7,075,615</u>	<u>\$ 6,725,899</u>	<u>\$ 6,619,264</u>	<u>\$ 6,640,917</u>	<u>\$ 6,462,706</u>	<u>\$ 6,479,057</u>	<u>\$ 6,487,288</u>	<u>\$ 6,412,260</u>	<u>\$ 6,405,367</u>	<u>\$ 6,499,638</u>
Contribution as a percentage of covered payroll	33.62 %	33.24 %	33.62 %	31.85 %	30.85 %	28.28 %	24.49 %	21.53 %	16.44 %	11.96 %

See accompanying notes to required supplementary information.

CANTON AREA SCHOOL DISTRICT
Notes to Required Supplementary Information
June 30, 2022

Note 1. Budgetary Comparison Schedule and Budgetary Basis Reporting

An operating budget for the general fund is adopted prior to the beginning of each year on the modified accrual basis of accounting. The general fund is the only fund for which a budget is legally required.

The Pennsylvania School Code dictates specific procedures relative to adoption of the District's budget and reporting of its financial statements, specifically:

The District, before levying annual school taxes, is required to prepare an operating budget for the succeeding fiscal year.

The District is required to publish notice by advertisement, at least once in two newspapers of general circulation in the municipality in which it is located, and within fifteen days of final action, that the proposed budget has been prepared and is available for public inspection at the administrative office of the District.

Notice that public hearings will be held on the proposed operating budget must be included in the advertisement; such hearings are required to be scheduled at least ten days prior to when final action on adoption is taken by the Board.

Legal budgetary control is maintained at the sub-function level. The Board may make transfers of funds appropriated to any particular item of expenditure by action of the Board of Education in accordance with the Pennsylvania School Code. Management may amend the budget at the sub-function level without Board approval. Appropriations lapse at the end of the fiscal period. Budgetary information reflected in the financial statements is presented at or below the level of budgetary control and includes the effect of approved budget amendments.

Note 2. Schedule of Changes in the District's Total OPEB Liability and Related Ratios, Schedule of District's Proportionate Share of the Net OPEB Liability and Schedule of District's PSERS OPEB Contributions

The information presented in the required supplementary schedule was determined as part of the actuarial valuations at the dates indicated. Additional information for the other postemployment benefit obligation, latest actuarial valuation and actuarial assumptions and methods can be found in the notes to the financial statements.

The Schedule of Changes in the District's Total OPEB Liability and Related Ratios, Schedule of District's Proportionate Share of the Net OPEB Liability and Schedule of District's PSERS OPEB Contributions is presented to illustrate the requirements to show information for 10 years. However, until a full 10-year trend is compiled, the District will present information for those years for which information is available.

The Schedule of District's PSERS OPEB Contribution is required for cost-sharing plans and not single employer plans. Therefore, there is no disclosure for the local OPEB.

Changes of assumptions - Changes of assumptions and other inputs reflect the effects of changes in the discount rate each period. The following are the discount rates used in each period:

<u>2022</u>	<u>2021</u>	<u>2020</u>	<u>2019</u>	<u>2018</u>
2.28%	1.86%	3.36%	2.98%	3.13%

There are no assets accumulated in a trust that meets the criteria in GASB Statement No. 75, paragraph 4.

Note 3. Schedule of District's Proportionate Share of the Net Pension Liability - PSERS and Schedule of Employer's Contributions for PSERS

The information presented in these required supplementary schedules was determined as part of the audit of the Commonwealth of Pennsylvania Public School Employers' Retirement System Plan. Additional information for the pension schedules can be found in the notes to the financial statements.

The Schedule of District's Proportionate Share of the Net Pension Liability - PSERS is presented to illustrate the requirements to show information for 10 years. However, until a full 10-year trend is compiled, the District will present information for those years for which information is available.

SINGLE AUDIT REPORTS

CANTON AREA SCHOOL DISTRICT
Schedule of Expenditures of Federal Awards
For the Year Ended June 30, 2022

Federal Grantor/Pass Through Grantor/ Program or Cluster Title	Source Code	Assistance Listing	Pass Through Grantor Number	Grant Period Beginning/ Ending Dates	Grant Amount	Total Received for Year	Accrued (Deferred) Revenue at 6/30/21	Revenue Recognized	Federal Expenditures	Accrued (Deferred) Revenue at 6/30/22	Expenditures to Subrecipients
U.S. Department of Agriculture											
Pass through programs from:											
Pennsylvania Department of Education:											
Child Nutrition Cluster											
National School Lunch Program	I	10.555	362-0000	20-21	N/A	\$ 4,633	\$ 4,633	\$ -	\$ -	\$ -	\$ -
National School Lunch Program	I	10.555	362-0000	21-22	N/A	437,201	-	499,872	499,872	62,671	-
COVID-19 - Supply Chain Assistance	I	10.555	356-0000	21-22	N/A	21,264	-	21,264	21,264	-	-
COVID-19 - SNP Emergency Operating Costs	I	10.555	357-0000	21-22	N/A	69,290	-	69,290	69,290	-	-
School Breakfast Program	I	10.553	365-0000	20-21	N/A	2,046	2,046	-	-	-	-
School Breakfast Program	I	10.553	365-0000	21-22	N/A	133,488	-	152,397	152,397	18,909	-
Non-cash Assistance - Pass through programs from											
Pennsylvania Department of Agriculture:											
National School Lunch Program - Surplus Food Distribution	I	10.555	N/A	20-21	N/A	-	(5,035)	5,035	5,035	-	-
National School Lunch Program - Surplus Food Distribution	I	10.555	N/A	21-22	N/A	50,977	-	39,796	39,796	(11,181)	-
Total Child Nutrition Cluster						718,899	1,644	787,654	787,654	70,399	-
COVID-19 - P-EBT Administrative Costs						614	-	614	614	-	-
Grants	I	10.649	358-0000	21-22	N/A	719,513	1,644	788,268	788,268	70,399	-
Total U.S. Department of Agriculture											
U.S. Department of Education											
Pass through program from Pennsylvania Department of Education:											
Other pass through programs:											
Title I Grants to Local Educational Agencies	I	84.010	013-210061	20-21	340,536	90,573	90,573	-	-	-	-
Title I Grants to Local Educational Agencies	I	84.010	013-220061	21-22	326,289	261,124	-	326,290	326,290	65,166	-
Total Title I Grants to Local Educational Agencies						351,697	90,573	326,290	326,290	65,166	-
Supporting Effective Instruction											
State Grants	I	84.367	020-220061	21-22	41,163	24,674	-	41,163	41,163	16,489	-
Rural Education	I	84.358	007-220061	21-22	9,535	9,535	-	9,535	9,535	-	-
Student Support and Academic Enrichment Program	I	84.424	144-210061	20-21	28,478	7,594	-	7,594	7,594	-	-
Student Support and Academic Enrichment Program	I	84.424	144-220061	21-22	25,609	25,594	-	25,594	25,594	-	-
Total Student Support and Academic Enrichment Program						33,188	-	33,188	33,188	-	-
Total other pass through programs						419,094	90,573	410,176	410,176	81,655	-

See accompanying notes to schedule of expenditures of federal awards.

CANTON AREA SCHOOL DISTRICT
Schedule of Expenditures of Federal Awards
For the Year Ended June 30, 2022

Federal Grantor/Pass Through Grantor/ Program or Cluster Title	Source Code	Assistance Listing	Pass Through Grantor Number	Grant Period Beginning/ Ending Dates	Grant Amount	Total Received for Year	Accrued (Deferred) Revenue at 6/30/21	Revenue Recognized	Federal Expenditures	Accrued (Deferred) Revenue at 6/30/22	Expenditures to Subrecipients
Education Stabilization Fund											
Pass through programs from:											
Pennsylvania Department of Education:											
COVID-19 - Elementary and Secondary School Emergency Relief Fund	I	84.425D	200-210061	20-23	1,257,495	1,111,275	60,250	1,197,245	1,197,245	146,220	-
COVID-19 - ARP Elementary and Secondary School Emergency Relief Fund - 2021	I	84.425U	223-210061	20-24	2,543,548	36,525	-	36,525	36,525	-	-
COVID-19 - ARP Elementary and Secondary School Emergency Relief Fund - 2022	I	84.425U	223-210061	20-24	2,543,548	148,460	-	636,738	636,738	488,278	-
COVID-19 - ARP Elementary and Secondary School Emergency Relief Fund - <i>Homeless Children and Youth</i>	I	84.425U	181-212059	20-24	14,629	750	-	-	-	(750)	-
COVID-19 - ARP Elementary and Secondary School Emergency Relief Fund - 7% <i>Learning Loss</i>	I	84.425U	225-210061	20-24	141,208	71,888	-	104,782	104,782	32,894	-
COVID-19 - ARP Elementary and Secondary School Emergency Relief Fund - 7% <i>After School Programs</i>	I	84.425U	225-210061	20-24	28,242	14,338	-	-	-	(14,338)	-
COVID-19 - ARP Elementary and Secondary School Emergency Relief Fund - 7% <i>Summer School Programs</i>	I	84.425U	225-210061	20-24	28,242	14,338	-	-	-	(14,338)	-
Total COVID-19 - ARP Elementary and Secondary School Emergency Relief Fund						286,299	-	778,045	778,045	491,746	-
Total Education Stabilization Fund						1,397,574	60,250	1,975,290	1,975,290	637,966	-
Special Education Cluster:											
Pennsylvania Department of Education and BLAST IU #17:											
Special Education Grants to States (IDEA Part B)	I	84.027	N/A	20-21	244,389	16,506	16,506	-	-	-	-
Special Education Grants to States (IDEA Part B)	I	84.027	N/A	21-22	213,965	-	-	213,965	213,965	213,965	-
COVID-19 - ARP Special Education Grants to States (IDEA Part B)	I	84.027	N/A	21-22	47,172	-	-	47,172	47,172	47,172	-
Special Education Preschool Grants (IDEA Preschool)	I	84.173	N/A	20-21	2,088	2,088	2,088	-	-	-	-
Special Education Preschool Grants (IDEA Preschool)	I	84.173	N/A	21-22	1,624	-	-	1,624	1,624	1,624	-
Lancaster-Lebanon Intermediate Unit #13:											
Special Education Grants to States (IDEA Part B)	I	84.027	062-22-0033	21-22	3,500	3,500	-	3,500	3,500	-	-
Total Special Education Cluster						22,094	18,594	266,261	266,261	262,761	-
Total U.S. Department of Education						1,838,762	169,417	2,651,727	2,651,727	982,382	-
Total Expenditures of Federal Awards						\$ 2,558,275	\$ 171,061	\$ 3,439,995	\$ 3,439,995	\$ 1,052,781	\$ -

See accompanying notes to schedule of expenditures of federal awards.

CANTON AREA SCHOOL DISTRICT
Notes to Schedule of Expenditures of Federal Awards
For the Year Ended June 30, 2022

Note 1. Basis of Presentation

The accompanying schedule of expenditures of federal awards presents the activity of federal award programs administered by the District, which is described in Note 1 to the District's accompanying financial statements, using the modified accrual basis of accounting. Federal awards that are included in the schedule may be received directly from federal agencies, as well as federal awards that are passed through from other government agencies. The information in this schedule was prepared on the accrual basis of accounting and is presented in accordance with the requirements of *Title 2 U.S Code of Federal Regulations (CFR) Part 200, Uniform Administrative Requirements, Cost Principles, and Audit Requirements for Federal Awards*. Therefore, some amounts presented in this schedule may differ from amounts presented in, or used in the preparation of, the financial statements.

Indirect costs may be included in the reported expenditures, to the extent that they are included in the federal financial reports used as the source for the data presented. The District has elected not to use the 10 percent de minimus indirect cost rate as allowed under the Uniform Guidance. Matching costs (the District's share of certain program costs) are not included in the reported expenditures.

The basis of accounting varies by federal program consistent with the underlying regulations pertaining to each program.

The amounts reported as federal expenditures were obtained from the federal financial reports for the applicable program and periods. The amounts reported in these reports are prepared from records maintained for each program, which are reconciled with the District's financial reporting system.

Note 2. Non-Monetary Federal Program

The District is the recipient of a federal award program that does not result in cash receipts or disbursements termed a "non-monetary program". During the year ended June 30, 2022, the District expended \$44,831 worth of commodities under the National School Lunch Program (Assistance Listing #10.555).

Note 3. Source Codes

The accompanying schedule of expenditures of federal awards presents a column with the source code. The sources are as follows:

<u>Source Codes</u>	<u>Type of Funding</u>
D	Direct
I	Indirect

Note 4. Subrecipients

No amounts were provided to subrecipients.

INDEPENDENT AUDITORS' REPORT ON INTERNAL CONTROL OVER FINANCIAL REPORTING AND ON COMPLIANCE AND OTHER MATTERS BASED ON AN AUDIT OF FINANCIAL STATEMENTS PERFORMED IN ACCORDANCE WITH GOVERNMENT AUDITING STANDARDS

To the Board of Education
Canton Area School District
Canton, Pennsylvania

We have audited, in accordance with the auditing standards generally accepted in the United States of America and the standards applicable to financial audits contained in *Government Auditing Standards* issued by the Comptroller General of the United States, the financial statements of the governmental activities, the business-type activities and each major fund of the Canton Area School District (the District), as of and for the year ended June 30, 2022, and the related notes to the financial statements, which collectively comprise the Canton Area School District's basic financial statements, and have issued our report thereon dated December 16, 2022.

Report on Internal Control Over Financial Reporting

In planning and performing our audit of the financial statements, we considered the District's internal control over financial reporting (internal control) as a basis for designing audit procedures that are appropriate in the circumstances for the purpose of expressing our opinions on the financial statements, but not for the purpose of expressing an opinion on the effectiveness of the District's internal control. Accordingly, we do not express an opinion on the effectiveness of the District's internal control.

A *deficiency in internal control* exists when the design or operation of a control does not allow management or employees, in the normal course of performing their assigned functions, to prevent, or detect and correct, misstatements on a timely basis. A *material weakness* is a deficiency, or a combination of deficiencies, in internal control, such that there is a reasonable possibility that a material misstatement of the entity's financial statements will not be prevented, or detected and corrected on a timely basis. A *significant deficiency* is a deficiency, or a combination of deficiencies, in internal control that is less severe than a material weakness, yet important enough to merit attention by those charged with governance.

Our consideration of internal control was for the limited purpose described in the first paragraph of this section and was not designed to identify all deficiencies in internal control that might be material weaknesses or significant deficiencies. Given these limitations, during our audit we did not identify any deficiencies in internal control that we consider to be material weaknesses. However, material weaknesses or significant deficiencies may exist that have not been identified.

Report on Compliance and Other Matters

As part of obtaining reasonable assurance about whether the District's financial statements are free from material misstatement, we performed tests of its compliance with certain provisions of laws, regulations, contracts, and grant agreements, noncompliance with which could have a direct and material effect on the financial statements. However, providing an opinion on compliance with those provisions was not an objective of our audit, and accordingly, we do not express such an opinion. The results of our tests disclosed no instances of noncompliance or other matters that are required to be reported under *Government Auditing Standards*.

Purpose of this Report

The purpose of this report is solely to describe the scope of our testing of internal control and compliance and the results of that testing, and not to provide an opinion on the effectiveness of the District's internal control or on compliance. This report is an integral part of an audit performed in accordance with *Government Auditing Standards* in considering the District's internal control and compliance. Accordingly, this communication is not suitable for any other purpose.

EFPR Group, CPAs, PLLC

EFPR Group, CPAs, PLLC
Corning, New York
December 16, 2022

INDEPENDENT AUDITORS' REPORT ON COMPLIANCE FOR EACH MAJOR PROGRAM AND ON INTERNAL CONTROL OVER COMPLIANCE REQUIRED BY THE UNIFORM GUIDANCE

To the Board of Education
Canton Area School District
Canton, Pennsylvania

Report on Compliance for Each Major Federal Program

Opinion on Each Major Federal Program

We have audited the Canton Area School District's (the District) compliance with the types of compliance requirements identified as subject to audit in the *OMB Compliance Supplement* that could have a direct and material effect on each of the District's major federal program for the year ended June 30, 2022. The District's major federal programs are identified in the summary of auditors' results section of the accompanying schedule of findings and questioned costs.

In our opinion, the District complied, in all material respects, with the compliance requirements referred to above that could have a direct and material effect on each of its major federal program for the year ended June 30, 2022.

Basis for Opinion on Each Major Federal Program

We conducted our audit of compliance in accordance with auditing standards generally accepted in the United States of America; the standards applicable to financial audits contained in *Government Auditing Standards*, issued by the Comptroller General of the United States; and the audit requirements of Title 2 U.S. *Code of Federal Regulations* Part 200, *Uniform Administrative Requirements, Cost Principles, and Audit Requirements for Federal Awards* (Uniform Guidance). Our responsibilities under those standards and the Uniform Guidance are further described in the Auditor's Responsibilities for the Audit of Compliance section of our report.

We are required to be independent of Canton Area School District, and to meet our other ethical responsibilities, in accordance with relevant ethical requirements relating to our audit. We believe that the audit evidence we have obtained is sufficient and appropriate to provide a basis for our opinion on compliance for each major federal program. Our audit does not provide a legal determination of Canton Area School District's compliance with the compliance requirements referred to above.

Responsibilities of Management for Compliance

Management is responsible for compliance with the requirements referred to above and for the design, implementation, and maintenance of effective internal control over compliance with the requirements of laws, statutes, regulations, rules, and provisions of contracts or grant agreements applicable to Canton Area School District's federal programs.

Auditors' Responsibilities for the Audit of Compliance

Our objectives are to obtain reasonable assurance about whether material noncompliance with the compliance requirements referred to above occurred, whether due to fraud or error, and express an opinion on Canton Area School District's compliance based on our audit. Reasonable assurance is a high level of assurance but is not absolute assurance and therefore is not a guarantee that an audit conducted in accordance with generally accepted auditing standards, *Government Auditing Standards*, and the Uniform Guidance will always detect material noncompliance when it exists. The risk of not detecting material noncompliance resulting from fraud is higher than for that resulting from error, as fraud may involve collusion, forgery, intentional omissions, misrepresentations, or the override of internal control. Noncompliance with the compliance requirements referred to above is considered material if there is a substantial likelihood that, individually or in the aggregate, it would influence the judgment made by a reasonable user of the report on compliance about Canton Area School District's compliance with the requirements of each major federal program as a whole.

In performing an audit in accordance with generally accepted auditing standards, *Government Auditing Standards*, and the Uniform Guidance, we:

- Exercise professional judgment and maintain professional skepticism throughout the audit.
- Identify and assess the risks of material noncompliance, whether due to fraud or error, and design and perform audit procedures responsive to those risks. Such procedures include examining, on a test basis, evidence regarding Canton Area School District's compliance with the compliance requirements referred to above and performing such other procedures as we considered necessary in the circumstances.
- Obtain an understanding of Canton Area School District's internal control over compliance relevant to the audit in order to design audit procedures that are appropriate in the circumstances and to test and report on internal control over compliance in accordance with the Uniform Guidance, but not for the purpose of expressing an opinion on the effectiveness of Canton Area School District's internal control over compliance. Accordingly, no such opinion is expressed.

We are required to communicate with those charged with governance regarding, among other matters, the planned scope and timing of the audit and any significant deficiencies and material weaknesses in internal control over compliance that we identified during the audit.

Report on Internal Control Over Compliance

Our consideration of internal control over compliance was for the limited purpose described in the Auditors' Responsibilities for the Audit of Compliance section above and was not designed to identify all deficiencies in internal control over compliance that might be material weaknesses or significant deficiencies in internal control over compliance and therefore, material weaknesses or significant deficiencies may exist that were not identified. We did not identify any deficiencies in internal control over compliance that we consider to be material weaknesses. However, as discussed below, we did identify a certain deficiency in internal control over compliance that we consider to be a significant deficiency.

A deficiency in internal control over compliance exists when the design or operation of a control over compliance does not allow management or employees, in the normal course of performing their assigned functions, to prevent, or detect and correct, noncompliance with a type of compliance requirement of a federal program on a timely basis. A *material weakness in internal control over compliance* is a deficiency, or combination of deficiencies, in internal control over compliance, such that there is a reasonable possibility that material noncompliance with a type of compliance requirement of a federal program will not be prevented, or detected and corrected, on a timely basis. A *significant deficiency in internal control over compliance* is a deficiency, or a combination of deficiencies, in internal control over compliance with a type of compliance requirement of a federal program that is less severe than a material weakness in internal control over compliance, yet important enough to merit attention by those charged with governance. We consider the deficiency in internal control over compliance described in the accompanying schedule of findings and questioned costs listed as item 2022-001 to be a significant deficiency.

Our audit was not designed for the purpose of expressing an opinion on the effectiveness of internal control over compliance. Accordingly, no such opinion is expressed.

Governmental Auditing Standards requires the auditor to perform limited procedures on the Canton Area School District's response to the internal control over compliance findings identified in our audit described in the accompanying schedule of findings and questioned costs. Canton Area School District's response was not subjected to the other auditing procedures applied in the audit of compliance and, accordingly, we express no opinion on the response.

The purpose of this report on internal control over compliance is solely to describe the scope of our testing of internal control over compliance and the results of that testing based on the requirements of the Uniform Guidance. Accordingly, this report is not suitable for any other purpose.

EFPR Group, CPAs, PLLC

EFPR Group, CPAs, PLLC
Corning, New York
December 16, 2022

CANTON AREA SCHOOL DISTRICT
Schedule of Findings and Questioned Costs
For the Year Ended June 30, 2022

SUMMARY OF AUDITORS' RESULTS:

Financial Statements

Type of auditors' report issued on whether the basic financial statements audited were prepared in accordance with GAAP:

Unmodified

Internal control over financial reporting:

1. Material weaknesses identified?
2. Significant deficiencies identified that are not considered to be material weaknesses?
3. Noncompliance material to the financial statements noted?

☐ Yes ☒ No

☐ Yes ☒ None reported

☐ Yes ☒ No

Federal Awards

Internal control over major programs:

4. Material weaknesses identified?
5. Significant deficiencies identified that are not considered to be material weaknesses?

☐ Yes ☒ No

☒ Yes ☐ None reported

Type of auditors' report issued on compliance for major program:

Unmodified

6. Audit findings disclosed that are required to be reported in accordance with 2 CFR Section 200.516(a) (Uniform Guidance)?
7. Major program audited was:

☒ Yes ☐ No

Program/Cluster Name

Assistance Listing

Education Stabilization Fund - Elementary and Secondary
School Emergency Relief Fund
Education Stabilization Fund - ARP Elementary and Secondary
School Emergency Relief Fund
Child Nutrition Cluster

84.425D

84.425U

10.553, 10.555

8. Dollar threshold to determine type A and type B programs:
9. Auditee qualified as low-risk auditee?

\$750,000

☒ Yes ☐ No

CANTON AREA SCHOOL DISTRICT
Schedule of Findings and Questioned Costs
For the Year Ended June 30, 2022

FINDINGS - FINANCIAL STATEMENT AUDIT

NONE

FINDINGS AND QUESTIONED COSTS - MAJOR FEDERAL AWARD PROGRAMS AUDIT

2022-001 - Education Stabilization Fund - ARP Elementary and Secondary School Emergency Relief Fund - Assistance Listing No. 84.425U; Grant Period - For the year ended June 30, 2022

Condition: The internal controls over the Single Funding Certificate were not operating properly. As a result, for salaries and /or benefits charged to the grant, Single Funding Certificates were not completed for one employee out of one tested.

Criteria: Proper functioning internal controls would result in the District having all required Single Funding Certificates completed and obtained contemporaneously.

Cause: The system of controls over the Education Stabilization Fund - ARP Elementary and Secondary School Emergency Relief Fund did not operate properly to detect that a signed Single Funding Certificate was not on file for the employee selected for testing. The controls require District personnel to sign a Single Funding Certificate bi-annually if wages and benefits are paid with federal funding. This requirement was overlooked and therefore; a signed certificate was not on file for one employee out of one tested.

Effect: The District was not in compliance with the requirement of needing the Single Funding Certificates signed bi-annually for the Education Stabilization Fund - ARP Elementary and Secondary School Emergency Relief Fund.

Recommendation: The District's internal control system over reporting requirements related to the Education Stabilization Fund - ARP Elementary and Secondary School Emergency Relief Fund should be reviewed and modified to prevent future errors. The District should review Education Stabilization Fund - ARP Elementary and Secondary School Emergency Relief Fund files to ensure all required Single Funding Certificates are completed.

Views of Responsible Officials and Planned Corrective Actions: A control has been added whereby a calendar reminder has been set, reoccurring bi-annually, which will initiate a process that ensures that the certificate forms for all individuals charged to the grant will be reviewed, issued, signed and accounted for, to ensure a Single Funding Certificate was obtained.

CANTON AREA SCHOOL DISTRICT
Summary Schedule of Prior Year Findings
For the Year Ended June 30, 2022

PRIOR YEAR FINDINGS - FINANCIAL STATEMENT AUDIT

NONE

PRIOR YEAR FINDINGS AND QUESTIONED COSTS - MAJOR FEDERAL AWARD PROGRAMS AUDIT

NONE

CANTON AREA SCHOOL DISTRICT

"WARRIOR PRIDE"

ADMINISTRATIVE OFFICES

509 East Main Street - Canton, PA 17724
Ph: (570) 673-3191 Fax: (570) 673-3680

OFFICE OF SUPPORT SERVICES

545 East Main Street - Canton, PA 17724
Ph: (570) 673-3983 Fax: (570) 673-4652



www.canton.k12.pa.us

CANTON AREA ELEMENTARY SCHOOL

545 East Main Street, Canton, PA 17724
Ph: (570) 673-5198 Fax: (570) 673-7929

CANTON JR. SR. HIGH SCHOOL

509 East Main Street, Canton, PA 17724
Ph: (570) 673-5134 Fax: (570) 673-5566

CANTON AREA SCHOOL DISTRICT BOARD OF DIRECTORS

RESOLUTION

WHEREAS, on June 27, 2006, the Pennsylvania legislature passed Act 1 of Special Session 2006, entitled the "Taxpayer Relief Act" (hereinafter "Act 1");

WHEREAS, Act 1 requires school districts to limit tax increases to the level set by an inflation index unless the tax increase is approved by voters in a referendum or the school district obtains from the Department of Education or a court of common pleas certain referendum exceptions;

WHEREAS, Act 1 does, however, allow a board of school directors to elect to adopt a resolution indicating that it will not raise the rate of any tax for the support of the public schools for the following fiscal year by more than its index, provided this resolution must be adopted no later than 110 days prior to the date of the election immediately preceding the upcoming fiscal year;

WHEREAS, the Canton Area School District (adjusted) index for the 2023-2024 fiscal year is 5.9%;

WHEREAS, the Canton Area School District Board of Directors has made the decision that it shall not raise the rate of any tax for the support of the Canton Area School District for the 2023-2024 fiscal year by more than its index.

AND NOW, on this 12th day of January, 2023, it is hereby RESOLVED by the Canton Area School District (hereinafter "District") Board of Directors (hereinafter "Board") the following:

1. The Board certifies that it will not increase any school district tax for the 2023-2024 school year at a rate that exceeds the index as calculated by the Pennsylvania Department of Education.
2. The Board certifies that it will comply with the procedures set forth in Section 687, of the Pennsylvania Public School Code (hereinafter "School Code"), 24 P.S. §6-687, for the adoption of its proposed and final budget.
3. The Board certifies that increasing any tax at a rate less than or equal to the index will be sufficient to balance its final budget of the 2023-2024 fiscal year.
4. The Administration of the District will submit the District's information on a proposed increase in the rate of a tax levied for the support of the District to the Pennsylvania Department of Education on the uniform form prepared by the Pennsylvania Department of Education no later than five days after the Board's adoption of this Resolution.
5. The Administration of the District will send a copy of this Resolution to the Pennsylvania Department of Education no later than five days after the Board's adoption of this Resolution.
6. The Board understands and agrees that by passing this Resolution it is not eligible to seek referendum exceptions under Section 333(f) of Act 1 and is not eligible to request approval from the voters through a referendum to increase a tax rate by more than the index as established for the 2023-2024 fiscal year.

7. Once this Resolution is passed, the Administration of the District is not required to comply with the preliminary budget requirements set forth in paragraphs (a) and (c) of Section 311 of Act 1. Provided, however:

- (a) The Board understands and agrees that, upon receipt of the information submitted by the District as set forth in paragraphs 4 and 5 above, the Pennsylvania Department of Education shall compare the District's proposed percentage increase in the rate of the tax with the index.
- (b) Within ten days of the receipt of this information, the Pennsylvania Department of Education shall inform the District whether its proposed tax rate increase is less than or equal to the index.
- (c) If the Pennsylvania Department of Education determines that the District's proposed increase in the rate of the District's tax exceeds the index, the District is subject to the preliminary budget requirements as set forth in paragraph (a) and (c) of Section 311 of Act 1.

**CANTON AREA SCHOOL DISTRICT
CANTON, PENNSYLVANIA**

BY: _____
PRESIDENT

ATTEST: _____
SECRETARY

(SEAL)

CANTON AREA SCHOOL DISTRICT | 2023-2024 CALENDAR

Board Approved: _____

WW 01/06/23
Bd app 01/12/23

JULY 2023						
S	M	T	W	Th	F	S
						1
2	3	4	5	6	7	8
9	10	11	12	13	14	15
16	17	18	19	20	21	22
23	24	25	26	27	28	29
30	31					

4 Independence Day

AUGUST 2023						
S	M	T	W	Th	F	S
		1	2	3	4	5
6	7	8	9	10	11	12
13	14	15	16	17	18	19
20	21	22	23	24	25	26
27	28	29	30	31		

18 New Teacher Induction
21 LFS Training for new teachers
22 In-Service Day #1 / HS Open House
7th grade Orientation / Ag Meetings
23 In-Service Day #2
24 Students' First Day

S-6 / T-8

SEPTEMBER 2023						
S	M	T	W	Th	F	S
					1	2
3	4	5	6	7	8	9
10	11	12	13	14	15	16
17	18	19	20	21	22	23
24	25	26	27	28	29	30

4 Labor Day
14 Open House Elementary School
22 Late Start / AM Act 80

S-20/T-20

OCTOBER 2023						
S	M	T	W	Th	F	S
1	2	3	4	5	6	7
8	9	10	11	12	13	14
15	16	17	18	19	20	21
22	23	24	25	26	27	28
29	30	31				

9 In-Service Day #3
27 Late Start / AM Act 80
27 End of 1st Marking Period (day 45)

S-21/T-22

NOVEMBER 2023						
S	M	T	W	Th	F	S
			1	2	3	4
5	6	7	8	9	10	11
12	13	14	15	16	17	18
19	20	21	22	23	24	25
26	27	28	29	30		

9 Early Dismiss/PM Act 80 Conf/3 hrs extended day (3:30-6:30 trade-off on 5/24)
10 Conf/Act 80
22 Early Dismissal
23 Thanksgiving Day
24 Fri after Thanksgiving Day
27 Monday after Thanksgiving
28 Possible Snow Make Up Day #1

S-18/T-18

DECEMBER 2023						
S	M	T	W	Th	F	S
					1	2
3	4	5	6	7	8	9
10	11	12	13	14	15	16
17	18	19	20	21	22	23
24	25	26	27	28	29	30
31						

12/4-12/15 Wave 1 Keystone Exams

15 Late Start / AM Act 80
21 Early Dismissal
22 Christmas Eve Day observed
25 Christmas Day
26-29 Holiday Break

S-15/T-15

JANUARY 2024						
S	M	T	W	Th	F	S
	1	2	3	4	5	6
7	8	9	10	11	12	13
14	15	16	17	18	19	20
21	22	23	24	25	26	27
28	29	30	31			

1/3-1/17 Wave 2 Keystone Exams

1 New Year's Day
12 Late Start / AM Act 80
15 In-Service Day #4
16 End of 2nd Marking Period (day 90)

S-21/T-22

FEBRUARY 2024						
S	M	T	W	Th	F	S
				1	2	3
4	5	6	7	8	9	10
11	12	13	14	15	16	17
18	19	20	21	22	23	24
25	26	27	28	29		

12 Late Start / AM Act 80
16 Possible snow make up day #2
19 In-Service (Act 80)

S-20/T-20

MARCH 2024						
S	M	T	W	Th	F	S
					1	2
3	4	5	6	7	8	9
10	11	12	13	14	15	16
17	18	19	20	21	22	23
24	25	26	27	28	29	30
31						

20 End of 3rd Marking Period (day 135)
29 Good Friday

S-20/T-20

APRIL 2024						
S	M	T	W	Th	F	S
	1	2	3	4	5	6
7	8	9	10	11	12	13
14	15	16	17	18	19	20
21	22	23	24	25	26	27
28	29	30				

4/22-4/26 PSSA ELA grades 3-8
4/29-5/3 PSSA Math, Science & make ups grades 3-8
1 Possible snow make up day #7
2 Possible snow make up day #6
3 Possible snow make up day #5
4 Possible snow make up day #4
5 Possible snow make up day #3
8 Late Start / AM Act 80

S-17/T-17

MAY 2024						
S	M	T	W	Th	F	S
			1	2	3	4
5	6	7	8	9	10	11
12	13	14	15	16	17	18
19	20	21	22	23	24	25
26	27	28	29	30	31	

5/13-5/24 Keystone Exams
23 NTCC Awards Day
24 Early Dismiss/In-Service PM - (trade-off for 11/9 - 3 hours)
26 Baccalaureate
29 Memorial Day
29 6th Grade Graduation
31 Students' Last Day (180) 10:30 Dismissal
31 Commencement

S-22/T-22

JUNE 2024						
S	M	T	W	Th	F	S
						1
2	3	4	5	6	7	8
9	10	11	12	13	14	15
16	17	18	19	20	21	22
23	24	25	26	27	28	29
30						

S-0/T-0

WW 01/06/23
Pd App 01/12/23

**GUARANTEED ADMISSIONS AGREEMENT
BETWEEN
COMMONWEALTH UNIVERSITY OF PENNSYLVANIA
and
CANTON AREA SCHOOL DISTRICT**

THIS AGREEMENT made and entered into this ____ day of _____, 2022, between Commonwealth University of Pennsylvania of the State System of Higher Education (including Bloomsburg, Lock Haven, and Mansfield campuses) and Canton Area School District.

NOW, THEREFORE, for and in consideration of the foregoing and the mutual promises hereinafter expressed and intending to be legally bound hereby, the Parties agree as follows:

A. INTRODUCTION

Commonwealth University of Pennsylvania and Canton Area School District (hereinafter referred to as "Commonwealth University and "CASD") agree to establish this Guaranteed Admissions agreement. CASD students who apply for admission to and graduate from CASD are guaranteed admission to Commonwealth University on the condition they graduate from Canton Area School District, apply to Commonwealth University by December 15 of the students' senior year, and satisfy all application requirements to the major at Commonwealth University.

Nursing and some science programs remain selective and have enrollment capacities. It is critical students apply as early as possible to these majors to receive early consideration for admission.

Commonwealth University will recognize and reward students for their academic preparation at CASD by awarding a tiered scholarship merit program for CASD graduates. The following criteria for admission and scholarship consideration must be met:

1. Apply for admission to Commonwealth University no later than December 15 of the students' senior year.
2. Graduate from Canton Area School District.
3. Commonwealth University will award 4 tiers of academic merit scholarships to CASD graduates according to the following academic preparedness of the student applicant:
 - i. **Tier 1 - 95% or above cumulative GPA at CASD - \$28,000; \$7,000 annually**
 - ii. **Tier 2 - 90-94% cumulative GPA at CASD - \$24,000; \$6,000 annually**

- iii. **Tier 3 - 85-89% cumulative GPA at CASD - \$16,000; \$4,000 annually**
- iv. **Tier 4 - 80-84% cumulative GPA at CASD - \$12,000; \$3,000 annually**
- 4. CASD scholarship recipients must remain enrolled full-time at Commonwealth University for a minimum of 12 credits per academic semester and must maintain an overall GPA of 2.50 at Commonwealth University to remain eligible for the scholarship.
- 5. The scholarship is renewable for up to four (4) academic years, or eight (8) consecutive fall and spring academic semesters, if the criteria in #4 above are met.
- 6. Commonwealth University will guarantee on-campus housing at the Bloomsburg, Lock Haven, or Mansfield campuses, for up to four (4) years of full-time student enrollment.

The purposes of this agreement are:

- 1. To establish a Guaranteed Admissions Agreement to recognize and reward the academic preparation of all Canton Area School District graduates in their pursuit of higher education.
- 2. To enable graduates of Canton Area High School to build upon their education and training by earning a baccalaureate degree in a seamless educational partnership.
- 3. To enable Commonwealth University to attract a more diverse population of students who have already demonstrated academic success.
- 4. To enable CASD graduates to obtain a quality education at a low cost, and, in doing so, provide the commonwealth with additional qualified graduates.
- 5. To ensure recognition of the continuity of academic progress, consideration for the transferability of credits between secondary and post-secondary institutions, and to reward strong academic performance during the students' high school career.

B. PROCEDURES

CASD agrees to publicize this Guaranteed Admissions Agreement to students in its school district communications and correspondence, and to inform qualified, matriculating students of the opportunity for admission to, and scholarship qualifications, at Commonwealth University under the terms of this agreement. Commonwealth University will recognize student attendance at the Bloomsburg, Lock Haven, and Mansfield campuses.

CASD students must enroll no later than the fall semester immediately following their high school graduation. They cannot attend another two-year or four-year institution after graduating from CASD. Otherwise, the Guaranteed Admissions and matching scholarship is null and void.

CASD students must complete the Commonwealth University Application for Admission by December 15 of their senior year to qualify for the Guaranteed Admissions and scholarship criteria. Late applicants who apply for admission after that deadline may not be considered as part of the agreement and scholarship criteria.

The following items are the responsibility of students participating in the Guaranteed Admissions program:

1. Graduate from Canton Area School District with a minimum overall grade point average that satisfies the academic standards of the school district and The Pennsylvania Department of Education.
2. At the time of application, provide transcripts of all courses completed up to and including the current grade reporting period.
3. Upon graduating from CASD, provide official final transcripts to Commonwealth University.
4. CASD students must complete the Commonwealth University Application for Admission by December 15 if enrolling for the following fall semester, and to be considered for the Guaranteed Admissions and scholarship award criteria. Admission under this agreement will be contingent upon completing items 1 to 3, above, and graduation from Canton Area School District.
5. Pay the required advanced deposit to hold a seat for the initial semester of admittance.
6. Pay Commonwealth University's tuition and fees for those semesters in which they are registered for courses at Commonwealth University.

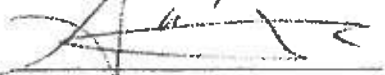
C. CONDITIONS OF THE AGREEMENT

1. A Program Coordinator shall be identified at CASD and Commonwealth University who will assist all students in transition regarding the application process, housing requirements at Commonwealth University, major selection and campus location, academic advising, and consideration for a scholarship award to Commonwealth University.
2. The term of this agreement shall be five (5) years commencing when all applicable signatures are obtained. The first cohort of eligible CASD students to participate in this agreement will be part of the graduating Class of 2023 who will enroll at Commonwealth University for the Fall 2023 academic semester
3. Any CASD student who has successfully earned credits through dual enrollment programs at Bloomsburg, Lock Haven, or Mansfield Universities, or at other two-year or four-year accredited institutions, will have those credits appropriately applied to their major of study, once a major is declared and the student is accepted to Commonwealth University.

4. Either institution may withdraw from the agreement upon written notification of the other, with exception to commitments already in effect for students who have applied to Commonwealth University. Such commitments will be honored. In the event of a substantial breach, such as, a lack of response to requests for information and or adequate participation, either party may terminate this agreement.
5. The relationship of the parties to this contract shall not be construed to constitute a partnership, joint venture, or any other relationship, other than that of independent contractors.
6. The parties agree to continue their respective policies of nondiscrimination based on Title VI of the Civil Rights Act of 1964 in regard to sex, age, race, color, creed, national origin, Title IX of the Education Amendments of 1972 and other applicable laws, as well as the provisions of the Americans with Disabilities Act.
7. Neither of the parties shall assume any liabilities as a result of this agreement. As to liability to each other, death to persons, or damages to property, the parties do not waive any defense as a result of entering into this contract. This provision shall not be construed to limit Commonwealth University of Pennsylvania's rights, claims or defenses, which arise as a matter of law pursuant to any provisions of this contract. This provision shall not be construed to limit the sovereign immunity of the Commonwealth of Pennsylvania or of the Pennsylvania State System of Higher Education or Commonwealth University.
8. This agreement represents the entire understanding between the parties. This agreement can be modified only in writing with the same formality as the original agreement.
9. This agreement shall be governed and interpreted in accordance with the laws of the Commonwealth of Pennsylvania.

In WITNESS WHEREOF, the parties hereto have caused this agreement to be executed pursuant to due and legal action authorizing the same to be done the date first written above.

Commonwealth University of
Pennsylvania:



President
Commonwealth University
Date: _____




Provost and Senior VP, Academic Affairs
Commonwealth University
Date: _____

University Legal Counsel
Date: _____

Canton Area School District :



Superintendent
Canton Area School District
Date: _____



High School Principal
Canton Area School District
Date: _____

M E M O
FROM THE DESK OF
SHELLY GOWIN
CANTON AREA SCHOOL DISTRICT

January 2023

TO: Mark Jannone, Board of Education

RE: Transportation Changes

The following changes were made to transportation contracts since the last board meeting:

Doud Transportation

- Van 25 – Effective 12/7/22 – without Athens stop \$115.00
- Van 25 – Effective 12/14/22 – remove Athens stop, add Towanda \$228.01

Jennings Bus Company

- Van 29 – Effective 11/29/22 – resume run \$166.80

TREASURER'S REPORT

CANTON AREA SCHOOL DISTRICT

11/30/2022

GENERAL FUND ACCOUNT BALANCES

		<u>General Fund</u> <u>Checking</u>	<u>General Fund</u> <u>Savings</u>	<u>Procurement</u> <u>Cards Account</u>	<u>Special Acct.</u> <u>Checking</u>
BALANCE	11/01/22	7,303,473.36	10,135.23	8,804.09	1,701.22
RECEIPTS - REGULAR		992,979.24	0.00	0.00	0.00
INTEREST EARNED		18,768.60	31.12	0.00	0.00
DISBURSEMENTS		-1,238,411.86	0.00	-1,790.42	0.00
BALANCE	11/30/22	7,076,809.34	10,166.35	7,013.67	1,701.22

GENERAL FUND PASS THROUGH ACCOUNTS

		<u>Online Payment Acct.</u> <u>Checking</u>	<u>Payroll Acct.</u> <u>Checking</u>	<u>Lockbox Acct.</u> <u>Checking</u>
BALANCE	11/01/22	1,189.30	1.00	55,368.64
RECEIPTS - REGULAR		727.60	406,163.03	117,310.54
INTEREST EARNED		0.00	0.00	0.00
DISBURSEMENTS		-1,188.30	-406,163.03	-168,543.11
BALANCE	11/30/22	728.60	1.00	4,136.07

OTHER FUNDS OF BOARD RESPONSIBILITY

		<u>Cafeteria Acct.</u> <u>Checking</u>	<u>High School</u> <u>Central Treas.</u> <u>Checking</u>	<u>Elementary</u> <u>Central Treas.</u> <u>Checking</u>	<u>H.R.A. 1 Account</u> <u>Checking</u>
BALANCE	11/01/22	414,705.19	176,772.20	1,743.22	22,072.14
RECEIPTS-REGULAR		78,969.18	13,026.75	86.00	0.00
INTEREST EARNED		1,134.70	471.26	4.62	57.18
DISBURSEMENTS		-38,276.05	-24,802.65	-133.70	-2,073.60
BALANCE	11/30/22	456,533.02	165,467.56	1,700.14	20,055.72

GENERAL FUND CERTIFICATES OF DEPOSIT

INVEST. INSTITUTION	C.D.#	PRINC.	DATE PURCH.	MATURITY	INT. RATE
1st Citizens Cmty. Bank	392	1,600,624.15	02/07/13	02/07/23	0.50%
TOTAL>>>		1,600,624.15	AVERAGE >>		0.50%

DISPOSITION OF MATURED INVESTMENTS - GENERAL FUND

INVEST. INSTITUTION	C.D.#	PRINC.	DATE PURCH.	MATURITY	INT. RATE
TOTAL>>>		0.00	AVERAGE >>		0.00%

LONG TERM DISTRICT LIABILITIES

LIABILITY	Original Issue	LOAN DATE & MATURITY	RATE	PRINCIPAL BALANCE	AMORTIZED BALANCE
General Obl. Bond 2014	\$5,040,000	2014 - 2022	2.00% - 2.35%	745,000	762,507
General Obl. Bond 2020	\$3,559,739	2025 - 2027	2.00%	3,220,000	3,442,400

RECEIPTS FOR THE MONTH ENDING 11/30/22 **CANTON AREA SCHOOL DISTRICT**

SUMMARY OF INCOME

TOTAL LOCAL	122,892.75	15.94%
TOTAL STATE	206,884.44	26.84%
TOTAL FEDERAL	441,126.70	57.22%
GRAND TOTAL	770,903.89	

LOCAL INCOME

ADMISSIONS

Athletic Director	Gate Receipts	0.00
	TOTAL ADMISSIONS	0.00

INSURANCE

School Claims Service	Cobra insurance premiums	3,433.50
	TOTAL INSURANCE >>>	3,433.50

INTEREST

First Citizens Community Bank	Gen. Fund Checking	18,768.60
First Citizens Community Bank	Gen. Fund Savings	31.12
First Citizens Community Bank	HRA	57.18
	TOTAL INTEREST >>>	18,856.90

MISCELLANEOUS

Asbury, Susan	Truck purchase	3,501.00
Aylesworth, Casey	Cross country meal money change	44.61
Bradford-Tioga Head Start	Donation	2,500.00
CASD Cafeteria	Reimbursement for supplies purchased	215.76
CASD Students	Computer repairs	140.00
CASD Students	Band rentals	205.00
Central Treasury - HS	FCCLA Tops purchases	346.32
Commonwealth of Pennsylvania	MER record payment	63.88
Community Foundation for Twin Tiers	Class project/HOBY	1,776.00
District Magistrate	Fines	951.50
Dzoch, Brad	Reimbursement of overpaid salary	330.00
Lycoming County	Clean & Green	1,880.91
Northern Tier Insurance Consortium	Wellness incentives	1,100.00
PIAA District IV	Football share	900.00
	TOTAL MISCELLANEOUS >>>	13,954.98

TAXES

Berkheimer	E.I.T.	62,584.26
Bradford County	Delinquent Taxes	1,278.13
Bradford County	R.E. Transfer Tax	10,395.35
Lycoming County	Delinquent Taxes	7,011.85
Lycoming County	R.E. Transfer Tax	754.60
Tioga County	Delinquent Taxes	722.78
Tioga County	R.E. Transfer Tax	3,900.40
	TOTAL TAXES >>>	86,647.37

TUITION

	Tuition	0.00
	TOTAL TUITION >>>	0.00

TOTAL LOCAL INCOME >>> 122,892.75

STATE INCOME

Commonwealth of Pennsylvania	Rental Subsidy	1,494.31
Commonwealth of Pennsylvania	SD Special Ed.	123,134.00
Commonwealth of Pennsylvania	Social Security Subsidy	82,256.13
	TOTAL STATE INCOME >>>	206,884.44

FEDERAL INCOME

Commonwealth of Pennsylvania	ARP ESSER	416,216.97
Commonwealth of Pennsylvania	ARP ESSER Homeless Children & Youth	2,250.60
Commonwealth of Pennsylvania	Title I Improving Basic Programs	18,755.53
Commonwealth of Pennsylvania	Title II Improving Teacher Quality	2,277.67
Commonwealth of Pennsylvania	Title IV Student Support/Academic Enrich.	1,625.93
	TOTAL FEDERAL INCOME >>>	441,126.70

TREASURER'S REPORT

CANTON AREA SCHOOL DISTRICT

12/31/2022

GENERAL FUND ACCOUNT BALANCES

		<u>General Fund</u> <u>Checking</u>	<u>General Fund</u> <u>Savings</u>	<u>Procurement</u> <u>Cards Account</u>	<u>Special Acct.</u> <u>Checking</u>
BALANCE	12/01/22	7,076,809.34	10,166.35	7,013.67	1,701.22
RECEIPTS - REGULAR		2,025,237.11	0.00	0.00	0.00
INTEREST EARNED		18,471.14	33.26	0.00	0.00
DISBURSEMENTS		-2,250,698.93	0.00	-1,094.05	-408.50
BALANCE	12/31/22	6,869,818.66	10,199.61	5,919.62	1,292.72

GENERAL FUND PASS THROUGH ACCOUNTS

		<u>Online Payment Acct.</u> <u>Checking</u>	<u>Payroll Acct.</u> <u>Checking</u>	<u>Lockbox Acct.</u> <u>Checking</u>
BALANCE	12/01/22	728.60	1.00	4,136.07
RECEIPTS - REGULAR		829.30	643,647.55	78,669.48
INTEREST EARNED		0.00	0.00	0.00
DISBURSEMENTS		-727.60	-643,647.55	-63,298.27
BALANCE	12/31/22	830.30	1.00	19,507.28

OTHER FUNDS OF BOARD RESPONSIBILITY

		<u>Cafeteria Acct.</u> <u>Checking</u>	<u>High School</u> <u>Central Treas.</u> <u>Checking</u>	<u>Elementary</u> <u>Central Treas.</u> <u>Checking</u>	<u>H.R.A. 1 Account</u> <u>Checking</u>
BALANCE	12/01/22	456,533.02	165,467.56	1,700.14	20,055.72
RECEIPTS-REGULAR		4,542.51	8,218.44	0.00	0.00
INTEREST EARNED		1,307.10	478.96	4.68	57.93
DISBURSEMENTS		-34,529.02	-10,654.34	-104.83	-317.73
BALANCE	12/31/22	427,853.61	163,510.62	1,599.99	19,795.92

GENERAL FUND CERTIFICATES OF DEPOSIT

INVEST. INSTITUTION	C.D.#	PRINC.	DATE PURCH.	MATURITY	INT. RATE
1st Citizens Cmty. Bank	392	1,600,624.15	02/07/13	02/07/23	0.50%
TOTAL>>>		1,600,624.15	AVERAGE >>		0.50%

DISPOSITION OF MATURED INVESTMENTS - GENERAL FUND

INVEST. INSTITUTION	C.D.#	PRINC.	DATE PURCH.	MATURITY	INT. RATE
TOTAL>>>		0.00	AVERAGE >>		0.00%

LONG TERM DISTRICT LIABILITIES

LIABILITY	Original Issue	LOAN DATE & MATURITY	RATE	PRINCIPAL BALANCE	AMORTIZED BALANCE
General Obl. Bond 2014	\$5,040,000	2014 - 2022	2.00% - 2.35%	745,000	762,507
General Obl. Bond 2020	\$3,559,739	2025 - 2027	2.00%	3,220,000	3,442,400

RECEIPTS FOR THE MONTH ENDING 12/31/22 **CANTON AREA SCHOOL DISTRICT**

SUMMARY OF INCOME			
	TOTAL LOCAL	89,770.19	4.75%
	TOTAL STATE	1,730,164.83	91.58%
	TOTAL FEDERAL	69,280.56	3.67%
	GRAND TOTAL	1,889,215.58	
LOCAL INCOME			
ADMISSIONS			
Athletic Director	Gate Receipts	1,349.00	
	TOTAL ADMISSIONS	1,349.00	
INSURANCE			
School Claims Service	Cobra insurance premiums	4,266.27	
	TOTAL INSURANCE >>>	4,266.27	
INTEREST			
First Citizens Community Bank	Gen. Fund Checking	18,471.14	
First Citizens Community Bank	Gen. Fund Savings	33.26	
First Citizens Community Bank	HRA	57.93	
	TOTAL INTEREST >>>	18,562.33	
MISCELLANEOUS			
Bradford-Tioga Head Start	Lease	1,603.60	
Bradford-Tioga Head Start	Playground mulch	1,350.00	
Canton Elementary School	Vending machine supplies	83.50	
CASD Cafeteria	Supplies from Amazon	41.99	
CASD Student	Damage to bus seat	20.00	
CASD Student	Football helmet	1,200.00	
CASD Students	Computer repairs	70.00	
CASD Students	Computer chargers	90.00	
Central Treasury - HS	Wrestling share of hotel cost	1,270.99	
Central Treasury - HS	FCCLA Tops purchases	322.65	
Central Treasury - HS	Livestream supplies	149.95	
Central Treasury - HS	Wrestling supplies	683.89	
Commonwealth of Pennsylvania	Mental Health & Safety Grant	2,203.00	
Commonwealth of Pennsylvania	E-Rate	4,240.00	
Commonwealth of Pennsylvania	MER Record Payment	63.88	
District Magistrate	Fines	773.50	
Dzoch, Brad	Reimb. overpaid salary	5.36	
Harris, G.H.	Debt collection	146.00	
Herman, Larry	Brick purchase	50.00	
High School Pop Account	Vending machine supplies	146.50	
Jannone, Mark	Reimbursement for procurement acct. chg.	50.00	
Jannone, Mark	Admin. travel insurance	16.00	
LaReta	Tax Duplicate	5.00	
Martell, Amy	Admin. travel insurance	16.00	
No. Tier Regional Planning & Dev. Commission	Field trip transportation	243.44	
Northern Tier Insurance Consortium	Wellness incentive	825.00	
Rockwell, Bob	Admin. travel insurance	16.00	
Segur, Janie	Reimb. overpaid salary	182.10	
Segur, Stacey	Jury duty	9.00	
Tops Markets	Donation	572.80	
Vending Machine	Sales	212.60	

Wells, Mike

Admin. travel insurance

16.00

TOTAL MISCELLANEOUS >>>

16,678.75

TAXES

Berkheimer

E.I.T.

39,268.78

Bradford County

Delinquent Taxes

2,514.11

Bradford County

R.E. Transfer Tax

3,642.05

Lycoming County

R.E. Transfer Tax

891.80

Tioga County

Delinquent Taxes

1,435.31

Tioga County

R.E. Transfer Tax

1,161.79

TOTAL TAXES >>>

48,913.84

TUITION

Tuition

0.00

TOTAL TUITION >>>

0.00

TOTAL LOCAL INCOME >>>

89,770.19

STATE INCOME

Commonwealth of Pennsylvania

Basic Ed. Subsidy

1,149,537.00

Commonwealth of Pennsylvania

Rental Subsidy

7,560.13

Commonwealth of Pennsylvania

Retirement Subsidy

421,696.70

Commonwealth of Pennsylvania

SD Transportation

148,483.00

Commonwealth of Pennsylvania

Vocational Ed.

2,888.00

TOTAL STATE INCOME >>>

1,730,164.83

FEDERAL INCOME

Commonwealth of Pennsylvania

ARP ESSER

46,246.33

Commonwealth of Pennsylvania

ARP ESSER Homeless C&Y

375.10

Commonwealth of Pennsylvania

Title I Improving Basic Programs

18,755.53

Commonwealth of Pennsylvania

Title II Improving Teacher Quality

2,277.67

Commonwealth of Pennsylvania

Title IV Student Support/Academic Enrich.

1,625.93

TOTAL FEDERAL INCOME >>>

69,280.56

G.2.

FUND ACCOUNTING PAYMENT SUMMARY

Bank Account: GF - General Fund Payment Date: 2022-12-02

Check Numbers: 0000063133 - 0000063150

Payment Categories: Regular Checks, Direct Deposits, Credit Cards

Sort: Payment Number

Payment #	Paymnt Dt	Vendor Name	Description Of Purchase	Description Of Purchase	Amount
0000063133	12/02/2022	ACHIEVE3000	SUPPLIES		4,485.00
0000063134	12/02/2022	AMAZON CAPITAL SERVICES	SUPPLIES - HS CT	SUPPLIES	345.36
0000063135	12/02/2022	AT & T	CELL PHONES		256.37
0000063136	12/02/2022	BSN SPORTS INC	SUPPLIES		1.88
0000063137	12/02/2022	CANTON AUTO SUPPLY	SUPPLIES		62.79
0000063138	12/02/2022	CANTON INDEPENDENT SENTINEL	SUBSCRIPTION - ADMIN	SUBSCRIPTION - ELE OFFICE	360.00
0000063139	12/02/2022	KEYSTONE SCALE INC.	PROF SVC		393.90
0000063140	12/02/2022	NORTHERN TIER CAREER CENTER	SECOND PMT		61,267.25
0000063141	12/02/2022	NRG CONTROLS NORTH INC.	SVC AGREEMENT		6,280.00
0000063142	12/02/2022	PENELEC	ELECTRICITY		7,782.23
0000063143	12/02/2022	PENNSYLVANIA PAPER & SUPPLY COMPANY	SUPPLIES		5,451.60
0000063144	12/02/2022	POLAR ENGRAVING	SUPPLIES		195.00
0000063145	12/02/2022	REACH CYBER CHARTER SCHOOL	TUITION		3,327.80
0000063146	12/02/2022	ROCKWELL H & SON	SUPPLIES		199.49
0000063147	12/02/2022	UGI ENERGY SERVICES INC.	NATURAL GAS		6,402.13
0000063148	12/02/2022	UNITED PARCEL SERVICE	UPS CHARGES		15.50
0000063149	12/02/2022	UPMC	TRAINER		2,772.73
0000063150	12/02/2022	XEROX CORPORATION	COPIERS		149.26
D000001867	12/02/2022	MICHAEL ANGERSON	11/19/22 OFFICIAL		80.00 ^D
D000001868	12/02/2022	JERRY L CAIN	11/19/22 OFFICIAL	11/14/22 OFFICIAL	320.00 ^D
D000001869	12/02/2022	JACK M CARR	11/12/22 OFFICIAL		80.00 ^D

* - Non-Negotiable Disbursement

+ - Procurement Card Non-Negotiable

- Payable within Payment

P - Prenote

D - Direct Deposit

C - Credit Card

11/29/2022 01:41:07 PM

CANTON AREA SCHOOL DISTRICT

Page 1 of 3

FUND ACCOUNTING PAYMENT SUMMARY

Bank Account: GF - General Fund Payment Date: 2022-12-02
 Check Numbers: 0000063133 - 0000063150
 Payment Categories: Regular Checks, Direct Deposits, Credit Cards
 Sort: Payment Number

Payment #	Paymnt Dt	Vendor Name	Description Of Purchase	Description Of Purchase	Amount
D000001870	12/02/2022	CUZ EXCAVATING LLC	WINTER MAINTENANCE		3,603.66 D
D000001871	12/02/2022	DOUD TRANSPORTATION LLC	REGULAR DAYS TRANS.	STUDENT ACTIVITY RUNS	25,897.12 D
D000001872	12/02/2022	STEVE DOWNS	10/31/22 OFFICIAL		70.00 D
D000001873	12/02/2022	THOMAS HEWITT	11/19/22 OFFICIAL	11/3/22 OFFICIAL	160.00 D
D000001874	12/02/2022	INGERSOLL-RAND FEDERAL CU	DED: CRED - Full Payroll Pay Date: 12/2/2022		3,301.00 D
D000001875	12/02/2022	LISA INMAN	PROF SVC		5,898.32 D
D000001876	12/02/2022	JENNINGS BUS COMPANY	REGULAR DAYS TRANS.	STUDENT ACTIVITY RUNS	9,003.66 D
D000001877	12/02/2022	DAVID JURNACK	11/5/22 OFFICIAL		80.00 D
D000001878	12/02/2022	LESKO FINANCIAL SERVICES	DED: ANN1 - Full Payroll Pay Date: 12/2/2022	DED: TAP - Full Payroll Pay Date: 12/2/2022	5,581.74 D
D000001879	12/02/2022	MARK MCMURRAY	REGULAR DAYS TRANS.	STUDENT ACTIVITY RUNS	13,452.15 D
D000001880	12/02/2022	FLOYD METZGER	11/19/22 OFFICIAL		80.00 D
D000001881	12/02/2022	WAYNE NEUBER	11/5/22 OFFICIAL		80.00 D
D000001882	12/02/2022	NTSWA	PROF SVC		46.35 D
D000001883	12/02/2022	JASON PEAK	10/31/22 OFFICIAL		70.00 D
D000001884	12/02/2022	REAL DISPOSAL LLC	GARBAGE REMOVAL		696.00 D
D000001885	12/02/2022	ED ROOT	10/31/22 OFFICIAL		70.00 D
D000001886	12/02/2022	PATRICK SHAW	11/14/22 OFFICIAL		80.00 D
D000001887	12/02/2022	TIMOTHY SHAW	11/14/22 OFFICIAL		80.00 D
D000001888	12/02/2022	ROBERT M SIDES INC.	SUPPLIES		34.00 D
D000001889	12/02/2022	DAVID TEWKSBURY	11/3/22 OFFICIAL	11/12/22 OFFICIAL	160.00 D
D000001890	12/02/2022	BENNY THOMPSON III	10/31/22 OFFICIAL		70.00 D
D000001891	12/02/2022	EDWIN VAN DEVENTER	11/12/22 OFFICIAL		80.00 D

* - Non-Negotiable Disbursement

+ - Procurement Card Non-Negotiable

- Payable within Payment

P - Prenote

D - Direct Deposit

C - Credit Card

FUND ACCOUNTING PAYMENT SUMMARY

Bank Account: GF - General Fund Payment Date: 2022-12-02

Check Numbers: 0000063133 - 0000063150

Payment Categories: Regular Checks, Direct Deposits, Credit Cards

Sort: Payment Number

Payment #	Paymnt Dt	Vendor Name	Description Of Purchase	Description Of Purchase	Amount
D000001892	12/02/2022	DONALD WAINWRIGHT	11/3/22/ OFFICIAL	11/14/22 OFFICIAL	160.00 ^D
D000001893	12/02/2022	WILLIAMS NATHAN	10/31/22 OFFICIAL		70.00 ^D
D000001894	12/02/2022	TALIN WILLIAMS	FB VIDEO - 4 EVENTS		85.00 ^D
D000001895	12/02/2022	YAGGIE ANDREW JR.	REGULAR DAYS TRANS.		1,035.00 ^D
10 - GENERAL FUND					170,172.29
Grand Total All Funds					170,172.29
Grand Total Credit Cards					0.00
Grand Total Direct Deposits					70,424.00
Grand Total Manual Checks					0.00
Grand Total Other Disbursement Non-negotiables					0.00
Grand Total Procurement Card Other Disbursement Non-negotiables					0.00
Grand Total Regular Checks					99,748.29
Grand Total All Payments					170,172.29

FUND ACCOUNTING PAYMENT SUMMARY

Bank Account: GF - General Fund Payment Date: 2022-12-16

Check Numbers: 0000063151 - 0000063182

Payment Categories: Regular Checks, Direct Deposits, Credit Cards

Sort: Payment Number

Payment #	Paymnt Dt	Vendor Name	Description Of Purchase	Description Of Purchase	Amount
0000063151	12/16/2022	AAA STATE OF PLAY	SUPPLIES		1,348.92
0000063152	12/16/2022	AMAZON CAPITAL SERVICES	SUPPLIES		314.33
0000063153	12/16/2022	AT & T	CELL PHONES		205.08
0000063154	12/16/2022	BALDWIN'S HARDWARE & GIFT SHOP	SUPPLIES		223.86
0000063155	12/16/2022	BS HAULERS LLC	PROF SVC		42.50
0000063156	12/16/2022	CANTON BOROUGH AUTHORITY	WATER/SEWER		3,005.54
0000063157	12/16/2022	CANTON INDEPENDENT SENTINEL	ADVERTISING		18.60
0000063158	12/16/2022	COMMONWEALTH CHARTER ACADEMY	TUITION		26,677.35
0000063159	12/16/2022	CONCORD THEATRICALS CORP.	RENTAL FEE		36.00
0000063160	12/16/2022	DAILY REVIEW	SUBSCRIPTION		220.00
0000063161	12/16/2022	FISHER SCIENTIFIC	SUPPLIES		169.09
0000063162	12/16/2022	FOLLETT CONTENT SOLUTIONS LLC	BOOKS PO 23000000129		207.41
0000063163	12/16/2022	HAB - DLT	A.G.		244.66
0000063164	12/16/2022	KEYSTONE SCALE INC.	PROF SVC		395.00
0000063165	12/16/2022	LEE'S WELDING SUPPLIES	SUPPLIES		38.00
0000063166	12/16/2022	MILTON BOOSTER CLUB	REG FEE - JH W		350.00
0000063167	12/16/2022	PA CYBER CHARTER SCHOOL	TUITION		6,655.59
0000063168	12/16/2022	PENELEC	ELECTRICITY		6,571.32
0000063169	12/16/2022	PIVOT PHYSICAL THERAPY	TUITION		2,778.75
0000063170	12/16/2022	PSBA INSURANCE	ADMIN TRAVEL INS		178.00
0000063171	12/16/2022	REACH CYBER CHARTER SCHOOL	TUITION		6,655.60

* - Non-Negotiable Disbursement

+ - Procurement Card Non-Negotiable

- Payable within Payment

P - Prenote

D - Direct Deposit

C - Credit Card

FUND ACCOUNTING PAYMENT SUMMARY

Bank Account: GF - General Fund Payment Date: 2022-12-16
 Check Numbers: 0000063151 - 0000063182
 Payment Categories: Regular Checks, Direct Deposits, Credit Cards
 Sort: Payment Number

Payment #	Paymnt Dt	Vendor Name	Description Of Purchase	Description Of Purchase	Amount
0000063172	12/16/2022	SPRINGHILL SUITES CHAMBERSBURG	RESERVATIONS - W		2,310.00
0000063173	12/16/2022	STULLS FLOWERS AND GIFTS	SUPPLIES		15.90
0000063174	12/16/2022	SUSQUEHANNA TRAILWAYS LLC	TRANS - FB		9,492.78
0000063175	12/16/2022	TOPS MARKETS LLC	SUPPLIES - FCCLA	SUPPLIES	583.47
0000063176	12/16/2022	TROY DRY CLEANERS	PROF SVC		110.00
0000063177	12/16/2022	TULPEHOCKEN MT SPRING WATER	WATER		394.00
0000063178	12/16/2022	UNITED PARCEL SERVICE	UPS CHARGES		46.50
0000063179	12/16/2022	WEATHERPROOFING TECHNOLOGIES, INC.	ELEM ROOF		99,894.94
0000063180	12/16/2022	WORK CENTER SUSQUEHANNA PHYSICIAN SERVICES	PROF SVC		163.25
0000063181	12/16/2022	XEROX CORPORATION	COPIER LEASE		947.42
0000063182	12/16/2022	ZITO BUSINESS	INTERNET		1,175.00
0000001896	12/16/2022	KRISTA ANDREWS	11/3/22 OFFICIAL		80.00 D
0000001897	12/16/2022	MICHAEL ANGERSON	11/30/22 OFFICIAL	11/29/22 OFFICIAL	300.00 D
0000001898	12/16/2022	BRADFORD COUNTY SANITATION INC	PROF SVC		200.00 D
0000001899	12/16/2022	TIMOTHY E. BURKE	12/8/22 OFFICIAL		80.00 D
0000001900	12/16/2022	JERRY L CAIN	11/29/22 OFFICIAL	11/28/22 OFFICIAL	150.00 D
0000001901	12/16/2022	JACK M CARR	11/28/22 OFFICIAL		70.00 D
0000001902	12/16/2022	DANDY MINI MARTS INC.	FUEL	STUDENT ACTIVITY RUNS	432.31 D
0000001903	12/16/2022	DOUD TRANSPORTATION LLC	REGULAR DAYS TRANS.	STUDENT ACTIVITY RUNS	16,873.90 D
0000001904	12/16/2022	EASTERN MANAGED PRINT NETWORK LLC	COPIER LEASE		351.00 D
0000001905	12/16/2022	FORCE N LLC	PROF SVC		4,098.70 D

FUND ACCOUNTING PAYMENT SUMMARY

Bank Account: GF - General Fund Payment Date: 2022-12-16

Check Numbers: 0000063151 - 0000063182

Payment Categories: Regular Checks, Direct Deposits, Credit Cards

Sort: Payment Number

Payment #	Paymnt Dt	Vendor Name	Description Of Purchase	Description Of Purchase	Amount
D000001906	12/16/2022	INGERSOLL-RAND FEDERAL CU	DED: CRED - Full Payroll Pay Date: 12/16/2022		3,301.00 D
D000001907	12/16/2022	JENNINGS BUS COMPANY	REGULAR DAYS TRANS.	STUDENT ACTIVITY RUNS	6,517.82 D
D000001908	12/16/2022	JOHN DEE LTD	VENDING MACHINES		7,179.00 D
D000001909	12/16/2022	DAVID JURNACK	11/29/22 OFFICIAL	12/6/22 OFFICIAL	220.00 D
D000001910	12/16/2022	LESKO FINANCIAL SERVICES	DED: ANN1 - Full Payroll Pay Date: 12/16/2022	DED: TAP - Full Payroll Pay Date: 12/16/2022	5,525.56 D
D000001911	12/16/2022	TIMOTHY MAY	11/29/22 OFFICIAL	12/6/22 OFFICIAL	160.00 D
D000001912	12/16/2022	MARK MCMURRAY	REGULAR DAYS TRANS.		8,665.74 D
D000001913	12/16/2022	FLOYD METZGER	12/8/22 OFFICIAL		80.00 D
D000001914	12/16/2022	LARRY J OTIS	12/8/22 OFFICIAL		80.00 D
D000001915	12/16/2022	PSEA HEALTH & WELFARE FUND	VISION INS		517.06 D
D000001916	12/16/2022	JODI L PETERSON	TRAVEL EXPENSES		30.72 D
D000001917	12/16/2022	TALIA ROUPP	TRAVEL EXPENSES		35.00 D
D000001918	12/16/2022	ABIGAIL C WILLIAMS	TRAVEL EXPENSES		35.00 D
D000001919	12/16/2022	ROBERT M SIDES INC.	PROF SVC		227.25 D
D000001920	12/16/2022	STANDING STONE CONSULTING, INC.	SECURITY		1,870.83 D
D000001921	12/16/2022	DAVID TEWKSBURY	11/30/22 OFFICIAL		80.00 D
D000001922	12/16/2022	MICHAEL (DENNY) THOMAS	12/6/22 OFFICIAL		80.00 D
D000001923	12/16/2022	KYLE THOMPSON	11/30/22 OFFICIAL	12/6/22 OFFICIAL	200.00 D
D000001924	12/16/2022	DONALD WAINWRIGHT	11/28/22 OFFICIAL		70.00 D
D000001925	12/16/2022	YAGGIE ANDREW JR.	REGULAR DAYS TRANS.		690.00 D

* - Non-Negotiable Disbursement

+ - Procurement Card Non-Negotiable

- Payable within Payment

P - Prenote

D - Direct Deposit

C - Credit Card

FUND ACCOUNTING PAYMENT SUMMARY

Bank Account: GF - General Fund Payment Date: 2022-12-16
Check Numbers: 0000063151 - 0000063182
Payment Categories: Regular Checks, Direct Deposits, Credit Cards
Sort: Payment Number

10 - GENERAL FUND	229,669.75
Grand Total All Funds	229,669.75
Grand Total Credit Cards	0.00
Grand Total Direct Deposits	58,200.89
Grand Total Manual Checks	0.00
Grand Total Other Disbursement Non-negotiables	0.00
Grand Total Procurement Card Other Disbursement Non-negotiables	0.00
Grand Total Regular Checks	171,468.86
Grand Total All Payments	229,669.75

FUND ACCOUNTING PAYMENT SUMMARY

Bank Account: GF - General Fund Payment Date: 2022-12-30
 Check Numbers: 0000063183 - 0000063212
 Payment Categories: Regular Checks, Direct Deposits, Credit Cards
 Sort: Payment Number

Payment #	Paymnt Dt	Vendor Name	Description Of Purchase	Description Of Purchase	Amount
0000063183	12/30/2022	AGORA CYBER CHARTER SCHOOL	TUITION		3,473.34
0000063184	12/30/2022	AMAZON CAPITAL SERVICES	SUPPLIES		1,180.39
0000063185	12/30/2022	AUNT FLOW	SUPPLIES		280.00
0000063186	12/30/2022	BLAST IU #17	21/22 ACT 30	C ROCKWELL	4,026.65
0000063187	12/30/2022	COMMONWEALTH UNIVERSITY OF PA - BLOOMSBURG	TUITION - C WARD - ID#442129		3,096.00
0000063188	12/30/2022	BRADFORD COUNTY TAX COLLECTION COMMITTEE	2023 TCC APPORTIONMENT		178.60
0000063189	12/30/2022	CAFETERIA FUND-CASD	KINDERGARTEN GRANDPARENT TEA		195.00
0000063190	12/30/2022	CANTON BUILDING SUPPLY	SUPPLIES		18.27
0000063191	12/30/2022	CANTON INDEPENDENT SENTINEL	ADVERTISING		165.00
0000063192	12/30/2022	CHEMUNG CANAL TRUST COMPANY	SAFE DEP BOX RENTAL		21.00
0000063193	12/30/2022	CM REGENT LLC	LIFE INSURANCE		754.00
0000063194	12/30/2022	COMMUNITY FOUNDATION FOR THE	DED: CFTT - Full Payroll Pay Date: 12/30/2022	DED: CFTT - Full Payroll Pay Date: 12/16/2022	261.00
0000063195	12/30/2022	MAGISTERIAL DISTRICT COURT 42-3-01	DED: MISC - Full Payroll Pay Date: 12/30/2022	DED: MISC - Full Payroll Pay Date: 12/16/2022	15.00
0000063196	12/30/2022	FRONTIER COMMUNICATIONS OF CTN	TELEPHONE SVC		2,786.39
0000063197	12/30/2022	HAMPTON INN	W RESERV - CONF #90124601		2,253.30
0000063198	12/30/2022	KURTZ BROTHERS	SUPPLIES		75.66
0000063199	12/30/2022	LEARNING A-Z	VOCAB A-Z		351.00
0000063200	12/30/2022	MCIU 23	A REPARD REG FEE SESSIONS 37940/37967/37972/37980		125.00
0000063201	12/30/2022	NORTHERN TIER COUNSELING	PROF SVC		4,516.12
0000063202	12/30/2022	NRG CONTROLS NORTH INC.	SUPPLIES		272.00

FUND ACCOUNTING PAYMENT SUMMARY

Bank Account: GF - General Fund Payment Date: 2022-12-30
 Check Numbers: 0000063183 - 0000063212
 Payment Categories: Regular Checks, Direct Deposits, Credit Cards
 Sort: Payment Number

Payment #	Paymnt Dt	Vendor Name	Description Of Purchase	Description Of Purchase	Amount
0000063203	12/30/2022	OTIS ELEVATOR COMPANY	MAINTENANCE AGREEMENT		2,139.80
0000063204	12/30/2022	PITNEY BOWES	LEASE		70.58
0000063205	12/30/2022	PENELEC	ELECTRICITY		6,772.24
0000063206	12/30/2022	RADIGAN BROADCASTING GROUP LLC	SCHOLARSHIP CHALLENGE ENTRY FEE		350.00
0000063207	12/30/2022	ROCKWELL H & SON	SUPPLIES		199.49
0000063208	12/30/2022	SVASBO	M JANNONE MEMBERSHIP		50.00
0000063209	12/30/2022	THOMPSON SPORTS & APPAREL	SUPPLIES		79.00
0000063210	12/30/2022	UGI ENERGY SERVICES INC.	NATURAL GAS		8,418.97
0000063211	12/30/2022	UNITED PARCEL SERVICE	UPS CHARGES		31.00
0000063212	12/30/2022	XEROX CORPORATION	COPIER LEASE		34.20
D000001926	12/30/2022	ERIC AEPLI	12/19/22 OFFICIAL		80.00 D
D000001927	12/30/2022	BRADFORD COUNTY SANITATION INC	PROF SVC		200.00 D
D000001928	12/30/2022	JACK M CARR	12/19/22 OFFICIAL		80.00 D
D000001929	12/30/2022	RICK DIMON	12/14/22 OFFICIAL		80.00 D
D000001930	12/30/2022	DOUD TRANSPORTATION LLC	REGULAR DAYS TRANS.	STUDENT ACTIVITY RUNS	22,404.87 D
D000001931	12/30/2022	INGERSOLL-RAND FEDERAL CU	DED: CRED - Full Payroll Pay Date: 12/30/2022		3,301.00 D
D000001932	12/30/2022	LISA INMAN	PROF SVC		5,200.00 D
D000001933	12/30/2022	JENNINGS BUS COMPANY	REGULAR DAYS TRANS.	STUDENT ACTIVITY RUNS	8,758.14 D
D000001934	12/30/2022	DAVID JURNACK	12/19/22 OFFICIAL		80.00 D
D000001935	12/30/2022	LESKO FINANCIAL SERVICES	DED: ANN1 - Full Payroll Pay Date: 12/30/2022	DED: TAP - Full Payroll Pay Date: 12/30/2022	5,527.03 D
D000001936	12/30/2022	TIMOTHY MAY	12/19/22 OFFICIAL		70.00 D

FUND ACCOUNTING PAYMENT SUMMARY

Bank Account: GF - General Fund Payment Date: 2022-12-30
 Check Numbers: 0000063183 - 0000063212
 Payment Categories: Regular Checks, Direct Deposits, Credit Cards
 Sort: Payment Number

Payment #	Paymnt Dt	Vendor Name	Description Of Purchase	Description Of Purchase	Amount
D000001937	12/30/2022	MARK MCMURRAY	REGULAR DAYS TRANS.	STUDENT ACTIVITY RUNS	11,965.38 D
D000001938	12/30/2022	FLOYD METZGER	12/14/22 OFFICIAL		80.00 D
D000001939	12/30/2022	BOB MOORE	12/14/22 OFFICIAL		70.00 D
D000001940	12/30/2022	NTSWA	PROF SVC		46.35 D
D000001941	12/30/2022	REAL DISPOSAL LLC	GARBAGE REMOVAL		696.00 D
D000001942	12/30/2022	HEIDI ROUPP	JH GBB BOOK - 16 GAMES		240.00 D
D000001943	12/30/2022	RAEANN ROUPP	JH GBB CLOCK - 5 GAMES		75.00 D
D000001944	12/30/2022	DAVID J LOOMIS JR	REIMB FOR SUPPLIES PURCHASED		299.20 D
D000001945	12/30/2022	TIMOTHY SHAW	12/19/22 OFFICIAL		70.00 D
D000001946	12/30/2022	STANDING STONE CONSULTING, INC.	SECURITY		3,815.83 D
D000001947	12/30/2022	JOHN B. SULLIVAN	12/14/22 OFFICIAL		80.00 D
D000001948	12/30/2022	KYLE THOMPSON	12/19/22 OFFICIAL	12/14/22 OFFICIAL	150.00 D
D000001949	12/30/2022	DONALD WARNER	12/19/22 OFFICIAL		80.00 D
D000001950	12/30/2022	YAGGIE ANDREW JR.	REGULAR DAYS TRANS.		920.00 D

FUND ACCOUNTING PAYMENT SUMMARY

Bank Account: GF - General Fund Payment Date: 2022-12-30
 Check Numbers: 0000063183 - 0000063212
 Payment Categories: Regular Checks, Direct Deposits, Credit Cards
 Sort: Payment Number

10 - GENERAL FUND	106,557.60
Grand Total All Funds	106,557.60
Grand Total Credit Cards	0.00
Grand Total Direct Deposits	64,368.80
Grand Total Manual Checks	0.00
Grand Total Other Disbursement Non-negotiables	0.00
Grand Total Procurement Card Other Disbursement Non-negotiables	0.00
Grand Total Regular Checks	42,188.80
Grand Total All Payments	106,557.60

FUND ACCOUNTING PAYMENT SUMMARY

Bank Account: PA - PROCUREMENT Payment Dates: 12/01/2022 - 12/31/2022

Payment Categories: Procurement Cards

Sort: Payment Number

Payment #	Paymnt Dt	Vendor Name	Description Of Purchase	Description Of Purchase	Amount
+ 0001122022	12/05/2022	DEFENSE SOAP	SUPPLIES - W		270.95
+ 0002122022	12/05/2022	HI TECH AIR SOLUTIONS INC.	SUPPLIES - W		305.00
+ 0003122022	12/05/2022	WRESTLING MART	SUPPLIES - W		107.94
+ 0004122022	12/06/2022	SAM'S CLUB	CHARGED IN ERROR - MJ REIMBURSED		50.00
+ 0005122022	12/14/2022	TFH USA	SUPPLIES		95.93
+ 0006122022	12/12/2022	MEMPHIS NET & TWINE CO. INC.	SUPPLIES - BB		349.15
+ 0007122022	12/22/2022	AMERICAN SPEECH-LANGUAGE- HEARING ASSOCIATION	J TAYLOR MEMBERSHIP FEE		253.00
+ 0008122022	12/27/2022	WALMART	SUPPLIES		11.23
10 - GENERAL FUND					1,443.20
Grand Total All Funds					1,443.20
Grand Total Credit Cards					0.00
Grand Total Direct Deposits					0.00
Grand Total Manual Checks					0.00
Grand Total Other Disbursement Non-negotiables					0.00
Grand Total Procurement Card Other Disbursement Non-negotiables					1,443.20
Grand Total Regular Checks					0.00
Grand Total All Payments					1,443.20

* - Non-Negotiable Disbursement

+ - Procurement Card Non-Negotiable # - Payable within Payment

P - Prenote D - Direct Deposit

C - Credit Card

01/05/2023 03:32:51 PM

CANTON AREA SCHOOL DISTRICT

Page 1 of 1

FUND ACCOUNTING PAYMENT SUMMARY

Bank Account: 50 - FOOD SERVICE FUND Payment Date: 2022-12-23

Check Numbers: 0000004846 - 0000004846

Payment Categories: Regular Checks, Direct Deposits, Credit Cards

Sort: Payment Number

Payment #	Paymnt Dt	Vendor Name	Description Of Purchase	Description Of Purchase	Amount
0000004846	12/23/2022	K & D FACTORY SERVICE INC	PROF SVC		1,287.80
D000000043	12/23/2022	GENERAL FUND-CASD	REIMB FOR AMAZON PURCHASE		41.99 ^D
D000000044	12/23/2022	NUTRITION INC.	DECEMBER INVOICE		33,172.86 ^D
D000000045	12/23/2022	SCHOONOVER PLMB & HEATING INC	SUPPLIES		15.80 ^D
50 - FOOD SERVICE FUND					34,518.45
Grand Total All Funds					34,518.45
Grand Total Credit Cards					0.00
Grand Total Direct Deposits					33,230.65
Grand Total Manual Checks					0.00
Grand Total Other Disbursement Non-negotiables					0.00
Grand Total Procurement Card Other Disbursement Non-negotiables					0.00
Grand Total Regular Checks					1,287.80
Grand Total All Payments					34,518.45

CANTON AREA SCHOOL DISTRICT

"WARRIOR PRIDE"

ADMINISTRATIVE OFFICES

509 East Main Street - Canton, PA 17724
Ph: (570) 673-3191 Fax: (570) 673-3680

OFFICE OF SUPPORT SERVICES

545 East Main Street - Canton, PA 17724
Ph: (570) 673-3883 Fax: (570) 673-4652



www.canton.k12.pa.us

CANTON AREA ELEMENTARY SCHOOL

545 East Main Street, Canton, PA 17724
Ph: (570) 673-5196 Fax: (570) 673-7929

CANTON JR. SR. HIGH SCHOOL

509 East Main Street, Canton, PA 17724
Ph: (570) 673-5134 Fax: (570) 673-5566

January 12, 2023

TO: Canton Area School District Board of Education
c: Dr. Martell

FROM: Mark S. Jannone
Business Manager/Board Secretary

RE: 2022-2023 Spring Sports Bid Award

Below is the 2022-2023 Spring Sports Bid for award at the January 12, 2023 School Board meeting along with the prior three years' award.

	<u>2022-2023</u>	<u>2021-2022</u>	<u>2019-2020</u>	<u>2018-2019</u>
Spring Sports Bid	\$7,160.26	\$7,665.93	\$7,256.33	\$6,622.04

2022-2023 by Sport

Baseball	\$2,288.49
Softball	\$4,163.82
Track	\$ 707.95

FIELD TRIP REQUEST

J. 2.1b

Destination(s): <u>Montoursville High School</u> <u>Montoursville, PA</u>		How many subs are needed: <div style="border: 1px solid black; height: 40px; width: 100%;"></div>
Date of Trip <u>2/9/23</u> Day of Week <u>Th/Fr</u> Leave Time <u>8am</u> Return to School <u>Friday 9:30pm</u>		
Number of Students/Adults <u>1+1=2</u> Circle One (VAN) BUS -- If you want a VAN, who will drive? <u>Tammy MacLehine</u>		
Where will the bus load for the trip? _____		
Students will: (check one) _____ Ride their regular bus home after the field trip. <input checked="" type="checkbox"/> Arrange their own transportation home after the field trip.		
Class or Grade Description <u>District Band</u>		Person in Charge <u>Tammy MacLehine</u>
Objective of Trip: <u>To rehearse + perform with gifted student musicians in District 8.</u>		Estimated Cost Of Trip - Including Subs
Additional Information, if any: <u>Registration: \$10 + Director Hotel \$134 = \$244</u>		

REGULATIONS

1. Persons in charge will submit a final list of persons riding the bus (including adults) to the Principal before leaving school grounds.
2. Parental permission slips will be obtained by person in charge. These will also be turned in to the Principal before leaving school grounds.
3. Students will observe the riding rules of the school. Buses are supposed to have copies of riding rules posted. Driver distractions from within the bus are to be avoided.
4. No students are to be let off the bus at any location other than the school when returning from the field trip, unless prior arrangements have been approved by the Principal or Business Manager.
5. Any irregularities of the trip (including bus and driver problems) will be reported to the Principal immediately.
6. When students have to make other arrangements to get home, the person in charge and chaperones will stay with the students until all have left the school grounds.


 SIGNATURE OF PERSON IN CHARGE

ROUTING INSTRUCTIONS

Forward completed form to your Principal. If approved, Principal will forward to Business Office. Business Office will return original request to Principal after busing arrangements. Principal will keep the original form in their office and will send a copy of the form to the person in charge.

APPROVALS			
Principal:	Approved 	Date <u>1/10/23</u>	
Business Manager:	Approved 	Date <u>1/10/23</u>	

THIS SPACE FOR BUSINESS
OFFICE USE ONLY

Bd Mtg 1/12/23
BMC