

General Information

The **Iowa Statewide Assessment of Student Progress (ISASP) Parent Portal** allows families to securely access and view the Individual Student Reports (ISR) for their students online. After creating a user account, families will enter the student's information to retrieve the ISR from spring 2021.

Please note: students who completed the ISASP in spring 2021 through remote testing will not have an ISR in the parent portal. Families will need to contact their student's school to obtain the remote testing results.

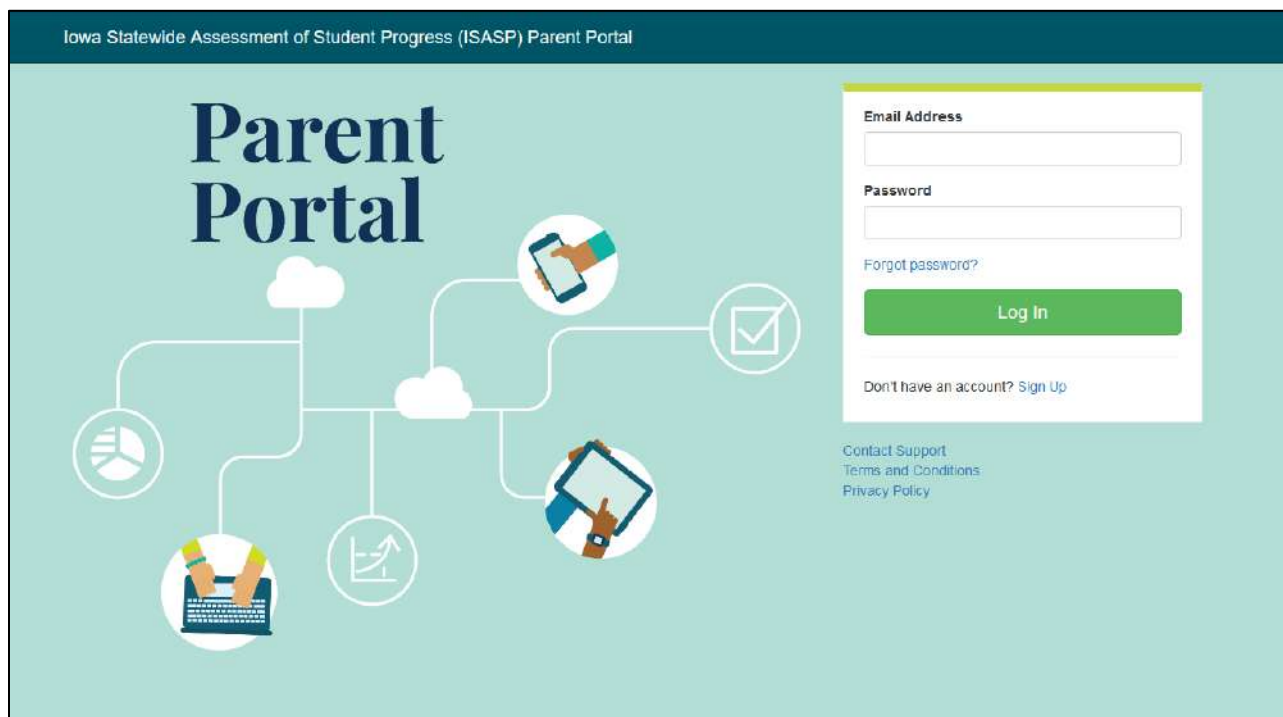
Accessing the Portal and Claim Code

The link to the ISASP Parent Portal is <https://ia-results.pearsonaccessnext.com/login>.

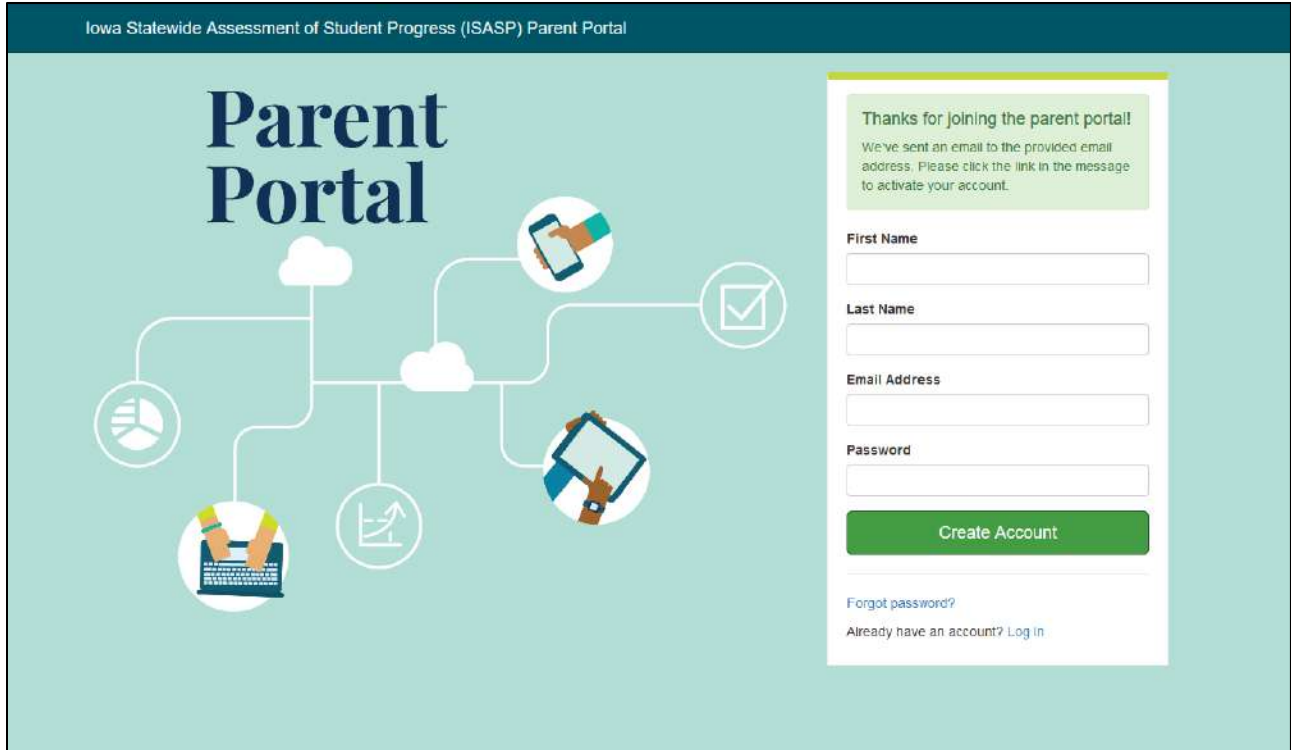
Before creating an account for the portal, you will need to receive the **Claim Code** from your student's school. The claim code is a secure access code that will retrieve your student's spring 2021 ISR. If you do not have a claim code, contact your student's school to receive it.

Once you have the claim code, follow these steps:

1. Go to the ISASP Parent Portal at <https://ia-results.pearsonaccessnext.com/login> and create a user account by clicking on the **Sign Up** link under the green Log In button.



2. The portal will ask for your First Name, Last Name, Email Address, and Password. Once the information has been entered, click on **Create Account**. The portal will send an activation email to your provided email address. Look for this email and click on the activation link to finish creating your account.



Iowa Statewide Assessment of Student Progress (ISASP) Parent Portal

Parent Portal

Thanks for joining the parent portal!
We've sent an email to the provided email address. Please click the link in the message to activate your account.

First Name

Last Name

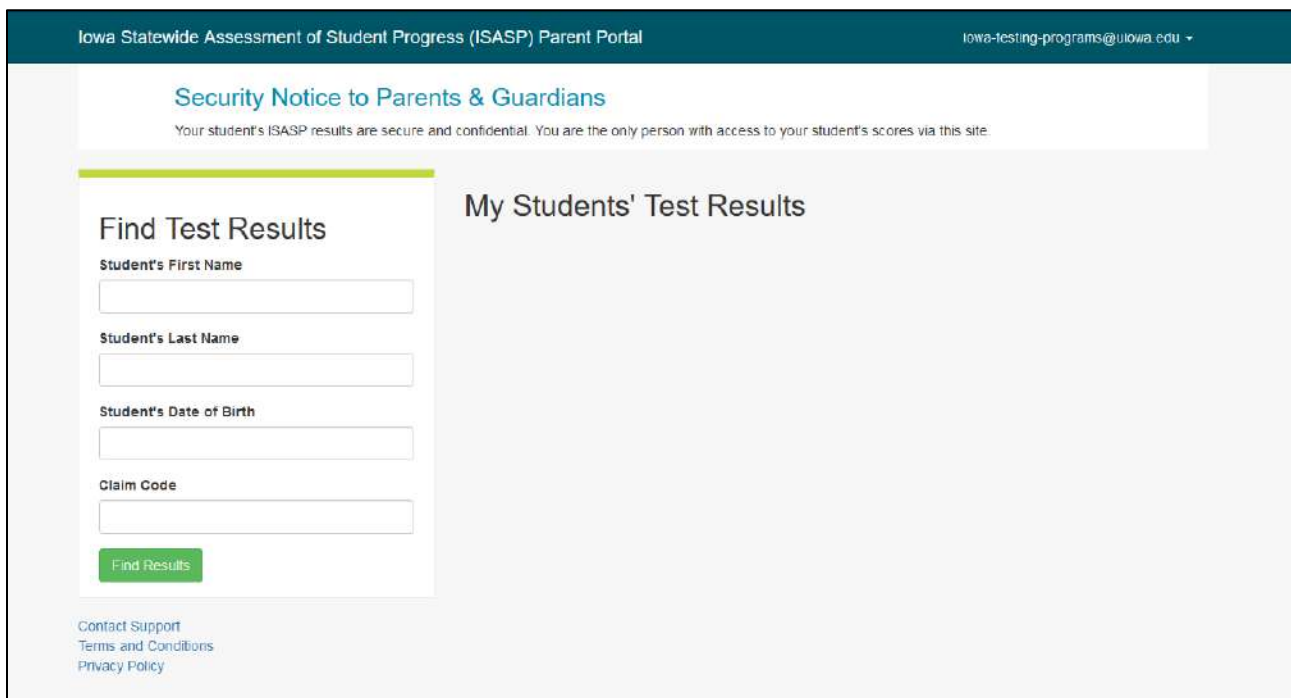
Email Address

Password

Create Account

[Forgot password?](#)
[Already have an account? Log in](#)

- Once your account has been created, go back to the ISASP Parent Portal and log in. You will be taken to the My Students' Test Results page. On the left-hand side of this page, you will see the search box **Find Test Results**. Enter your student's First Name, Last Name, Date of Birth, and Claim Code. Click on **Find Results**. Please note your student's information will need to match his or her ISASP testing registration information. Contact your student's school if the entered information results in errors.



Iowa Statewide Assessment of Student Progress (ISASP) Parent Portal iowa-testing-programs@uiowa.edu

Security Notice to Parents & Guardians

Your student's ISASP results are secure and confidential. You are the only person with access to your student's scores via this site.

Find Test Results

Student's First Name

Student's Last Name

Student's Date of Birth

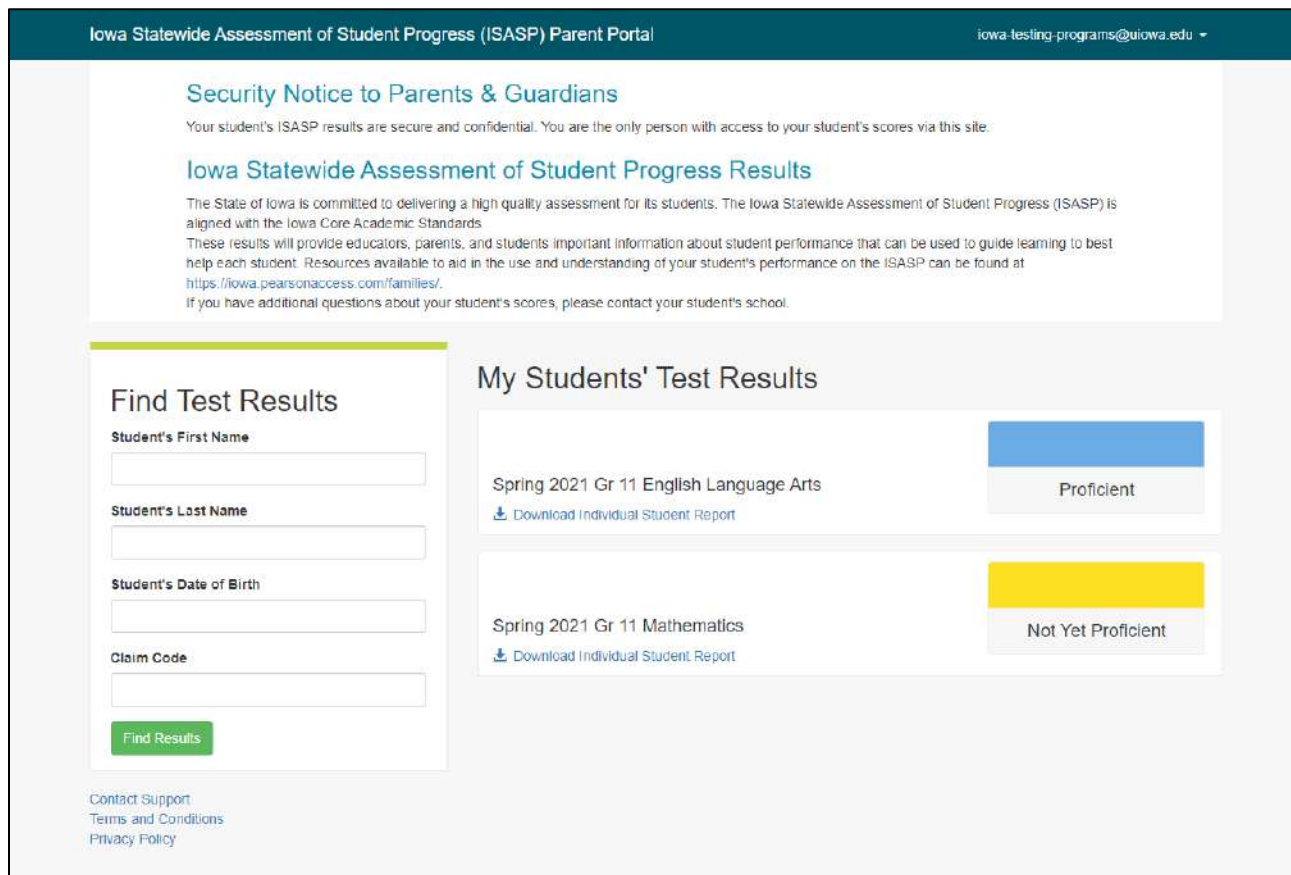
Claim Code

Find Results

My Students' Test Results

[Contact Support](#)
[Terms and Conditions](#)
[Privacy Policy](#)

4. The portal will retrieve your student's ISR. On the right-hand side of the page, the English Language Arts and Mathematics results will be displayed. For grades 5, 8, and 10, Science results will also be displayed. There will be a **Scale Score** (not displayed in the screenshot below) in the color-shaded box along with the corresponding **Achievement Level**. The link **Download Individual Student Report** will allow you to open or download a PDF copy of your student's ISR (the link will be the full ISR that has all of your student's results).



The screenshot shows the ISASP Parent Portal interface. At the top, there is a header with the text "Iowa Statewide Assessment of Student Progress (ISASP) Parent Portal" and an email address "iowa-testing-programs@uiowa.edu". Below the header, there is a "Security Notice to Parents & Guardians" section. This is followed by a "Iowa Statewide Assessment of Student Progress Results" section, which contains text about the assessment's alignment with Iowa Core Academic Standards and a link to "https://iowa.pearsonaccess.com/families/". The main content area is divided into two columns. The left column, titled "Find Test Results", contains a form with fields for "Student's First Name", "Student's Last Name", "Student's Date of Birth", and "Claim Code", along with a "Find Results" button. The right column, titled "My Students' Test Results", displays two results: "Spring 2021 Gr 11 English Language Arts" with a "Proficient" achievement level (indicated by a blue box) and "Spring 2021 Gr 11 Mathematics" with a "Not Yet Proficient" achievement level (indicated by a yellow box). Each result has a "Download Individual Student Report" link. At the bottom left, there are links for "Contact Support", "Terms and Conditions", and "Privacy Policy".

Interpreting Your Student's Results

Resources to help interpret your student's ISR are available at <https://iowa.pearsonaccess.com/families/>. Families are recommended to review the document **2021 ISASP Interpretive Information for Families** to understand what is shown on each page of the ISR.

If you have questions about the results as you review your student's ISR, please contact your student's school. The school would be the best source for answers about your student's academic areas of strength, what additional supports may help, and how to continue to help your student's progress.