Frisco ISD

Medical Terminology

Interactive Journal Workbook

Class Period: _____

Name: _____

COMMOM ROOTS

REFERENCE

SHEET

COMMON ROOTS

ROOT	MEANING
Audi/o	hearing
Arthr/o	joints
Cardi/o	heart
Chondr/o	cartilage
Derm/o	skin
Gastr/o	stomach
My/o	muscle
Necro	death
Ocul/o	eye
Oste/o	bones
Ox/i/o	oxygen
Pod/ped/i	foot
Ren/o	kidney

(This is an abbreviated list of some common roots. Please refer to your textbook, Table 2.2 pg. 30-31, for a more detailed list of roots specific to the Major Body Systems)

COLORS

ROOT	MEANING
albus-	white
chloro-	green
chromo-	color
cirrhos-	orange yellow
cyano-	blue
erythro-	red
leuko-	white
luteus	yellow
melano-	black
polio-	gray
porphyro-	purple

NUMBERS

ROOT	MEANING
mon-, mono-	one
bi-, di-, dipl-	two, double, twice
tri-	three
quadri-, tetra	four
penta-	five
hex-, sex-	six
octo-, octa-	eight
nona-	nine
deci-	ten

PREFIX

REFERENCE

SHEET

PREFIX	MEANING
a-, an-	without, lacking, deficient, not
ab-	away from
ad-, af-	toward, to, near
ante-	before, in front of, forward
anti-, ant-	against, opposing, preventing
aut-, auto-	self
brachy-	short
brady-	slow
circum-.	around
co-, com-, con-	with, together
contra-	against, opposed
dia-	through, between, apart, across
dis-	apart, free from
dorso-	to the back
dys-	difficult, bad, painful, abnormal
e-, ec-, ef-, ex-	out of, from, away from
em-, en-, eso-	in, into, within

PREFIX	MEANING
end-, endo-, ent-, ento-	within, inside
ep-, epi-	upon, on, over
gyn-, gyno-	woman, female
hemi-	half, partial
hetero-	different, other
hyper-	excessive, above, beyond
hyp-, hypo-	under, beneath, deficient
im-, in-	in, into, within, not
inter-	between
intra-, intro-	within, into
mal-	bad, abnormal
mega-, megalo-	large, big
micr-, micro-	small
mult-, multi-	many
neo-	new, recent
noso-	disease

PREFIX	MEANING
oligo-	little, few
para-	beside, beyond, after
per-	through, excessive
peri-	around, surrounding
poly-	many, much, excessive
post-	after, behind
pre-, pro-	before, in front of
pseud-, pseudo-	false
pyo-	pus
semi-	half
steno-	narrow
sub-	under, below, beneath
super-, supra-	above, excess, superior
tachy-	fast
therm-	heat
trans-	across, through, beyond
xero-	dry

SUFFIX REFERENCE SHEET

SUFFIX	MEANING
-ac, -al, -ic, -ar, -ial, -ary -ous, -tic. –eal	pertaining to, related to, located in
-algia	pain
-asthenia	weakness
-centesis	surgical puncture to remove fluid
-cidal	killing
-crine	separate, secrete
-cyte	cell
-desis	surgical fixation
-dynia	pain
-ectasis	dilation, expansion
-ectomy	surgical removal
-emesis	vomit
-emia	blood condition
-ent, -er, -ist, -or	person or agent
-osis,	state or condition, disease
-form, -oid shaped like	resembling,
-gen, -genic	producing, causing
-genesis	beginning, origin
-gram	record
-graph	instrument that records

SUFFIX	MEANING
-graphy	process of recording
-iac	person afflicted with
-ician	one who
-ist, -ologist	a specialist in
-itis	inflammation
-logy	science, study of
-malacia	softening
-mania	madness
-megaly	enlargement
-metor	instrument used to measure
-metry	measurement
-morph	form, shape
-oma	tumor
-opsy	to view
-oxia	oxygen
-paresis	slight paralysis
-pathy	disease
-penia	deficient, lack of
-pepsia	digestion
-phagia, -phagy	eating, Swallowing
-phobia	abnormal fear, intolerance
-phonia	pertaining to sound
-plasia, -plasm	formation, development
-plasty	surgical repair
-plegia	paralysis

SUFFIX	MEANING
-pnea	breathing
-poiesis	formation
-porosis	passage
-ptosis	drooping, downward displacement
-rrhage, -rrhagia	excessive flow
-rrhaphy	suturing in place
-rrhea	flow or discharge
-rrhexis	rupture
-sarcoma	malignant tumor
-sclerosis	hardening
-scope	instrument for examining
-scopy	visual examination
-sepsis	infection
-spasm	sudden involuntary muscle contraction
-stenosis	narrowing
-stomy	surgical opening
-tomy	cutting, incision
-tripsy	surgical crushing
-trophy	nourishment, development

Introduction to Medical Terminology

- -algia
- dys-
- -ectomy
- hyper-
- hypo-
- -itis
- -osis
- -ostomy
- -otomy
- -plasty
- -rrhage
- -rrhaphy
- -rrhea
- -rrhexis
- -sclerosis
- PT
- DOB
- HX
- TX
- EMS
- TID
- QID
- BID
- QD
- S&S

Chapter 1
Word Parts

Glue this area to your notebook

This is the rest of the word parts that are discussed in chapter 1. You will see these throughout medical terminology. It would be best to define and memorize these terms.

- Nat-
- Endo-
- Dia-
- Pre-
- Peri-
- Post-
- Ab-
- Inter-
- Sub-
- Ad-
- Eu-
- Intra-
- Supra-
- Lith
- Appendic-
- Geront-
- Neo-

- Arteri/o
- Hepat/o
- Abdomin/o
- Append/o
- Cyan/o
- Erythr/o
- Leuk/o
- Melan/o
- Poli/o
- Myel/o
- Neur/o
- Gastr/o
- Enter/o
- Tonsill/o
- Cardi/o
- Crani/o
- My/o
- Hem/o
- Ot/o
- Rhin/o
- Laryng/o
- Ather/o
- Arthr/o
- Myc/o
- Col/o
- Pyel/o
- Py/o
- Pyr/o

- -malacia
- -megaly
- -necrosis
- -stenosis
- -centesis
- -ac
- -um
- -dynia
- -cytes
- -graphy
- -gram
- -scopy
- -rrhagia
- -al
- -ology
- -ologist
- -oma
- -derma

Chapter 1 - Parts of Words: Cut along the solid lines; Fold on dotted line

Glue this side to notebook

Prefix

Word Root

Combining Vowel

Suffix

Cut along the solid lines. Fold on the dotted lines.

Word Roots Indicating Color

Glue this area into your notebook

Cyan/o	Erythr/o	Leuk/o	Melan/o
Poli/o			

Chapter 1

Cover Picture

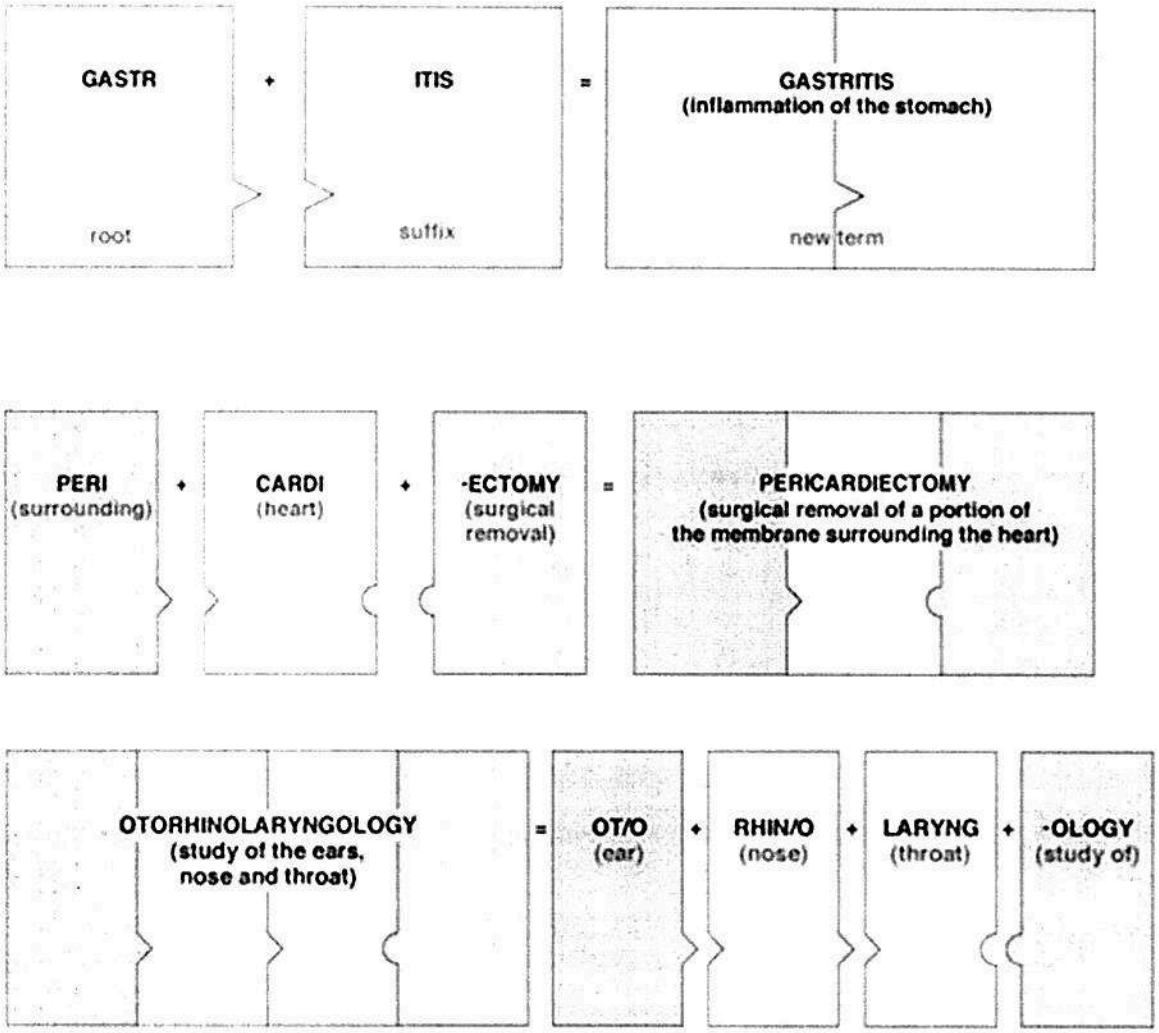

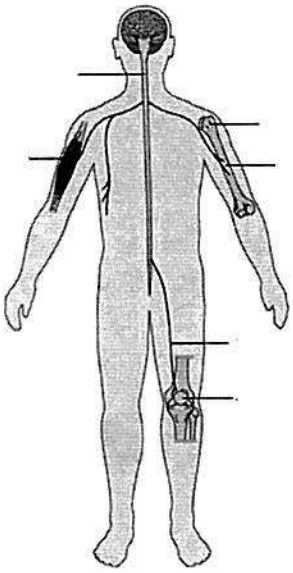

Chapter 2 - The Human Body in Health and Disease

- aden/o
- adip/o
- caud/o
- cephal/o
- col/o
- coron/o
- cyt/o
- hepat/o
- hist/o
- hyster/o
- lapar/o
- nephr/o
- oste/o
- path/o
- retr/o
- WNL
- DNA
- STAT
- DNR
- ER
- ETA
- RN
- LVN
- PCT
- CNA
- MA
- PA
- ATC
- EMT

This is the rest of the word parts that are discussed in chapter 1. You will see these throughout medical terminology. It would be best to define and memorize these terms.

Glue this area to your notebook

Chapter 2 Word Parts

- Ventr-
- Dors-
- Anter-
- Poster-
- Homeo-
- Hypo-
- Hyper-
- Dys-
- Ana-
- Exo-
- Endo-
- A-
- Eti-

- Cutane/o
- Dermat/o
- Derm/o
- Hidr/o
- Adren/o
- Gonad/o
- Parathyroid/o

- Pineal/o
- Pituit/o
- Thym/o
- Thyroid/o
- Orch/o
- Orcid/o
- Oophor/o
- Ovari/o
- Metr/o
- Metri/o
- Uter/o
- Chondr/o

- Periton
- Gene
- Athr/o
- Fasci/o
- My/o
- Ten/o
- Tend/o
- Tendin/o
- Arteri/o
- Hem/o
- Hemat/o
- Card/o
- Cardi/o
- Phleb/o
- Ven/o
- Lymph/o
- Splen/o
- Thym/o
- Tonsill/o
- Layrng/o
- Pneum/o
- Pneumon/o

- Nas/o
- Pharyng/o
- Trache/o
- Esophag/o
- Or/o
- Pancreat/o
- Enter/o
- Gastr/o
- Ren/o
- Urter/o
- Urethr/o
- Cyst/o
- Vesic/o
- Encephal/o
- Acoust/o
- Ot/o
- Ocul/o
- Ophthalm/o
- Neur/o
- Myel/o
- Seb/o

- -al
- -ior
- -ic
- -stasis
- -eal
- -it is
- -scopy
- -ology
- -plasm
- -tics
- -ose
- -plasia
- -crine
- -ectomy
- -oma
- -malacia
- -pathy
- -sclerosis
- -osis

Chapter 2

Cover Picture

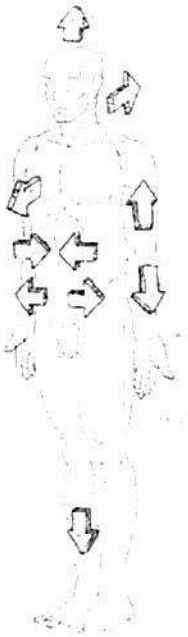

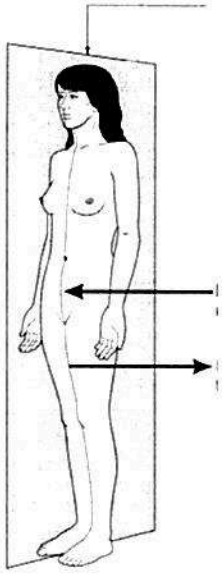

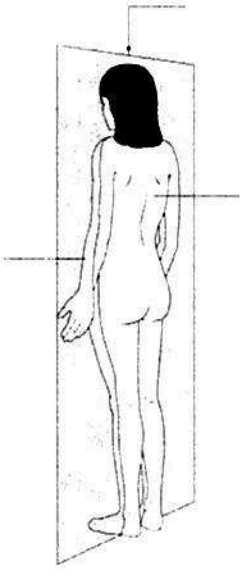

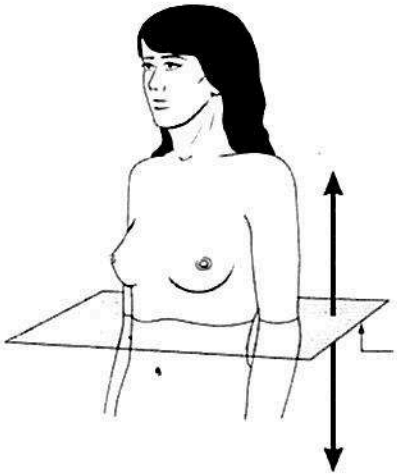

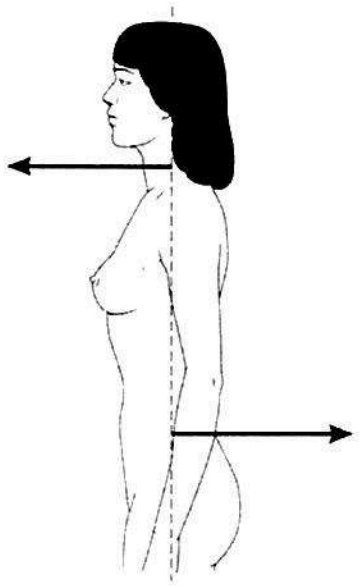

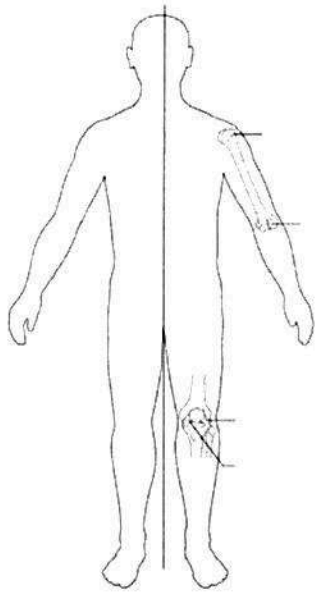

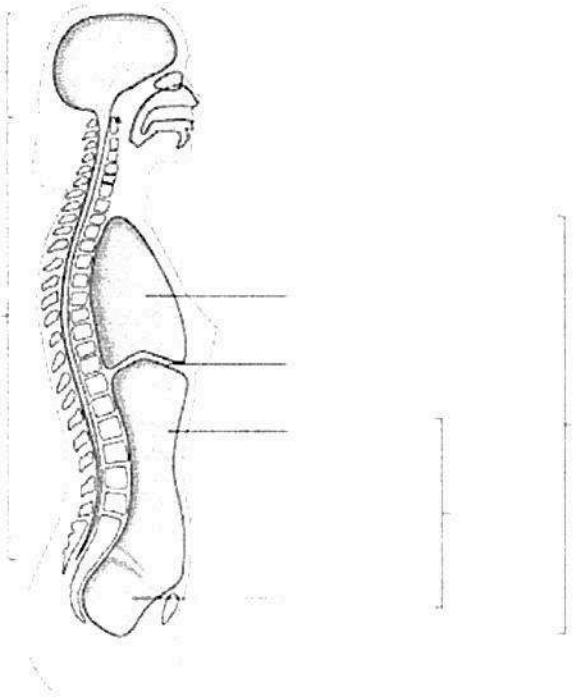

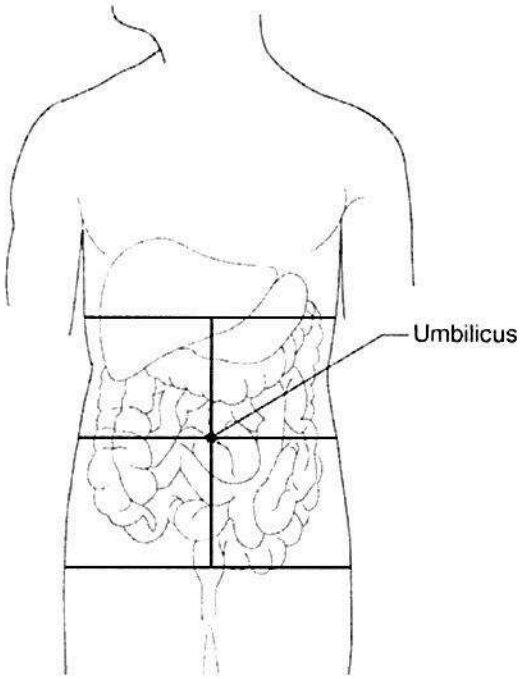
Umbilicus

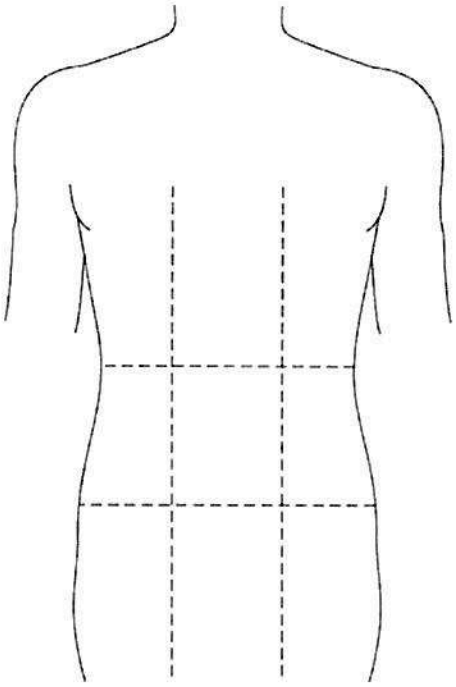

Chapter 3 - Skeletal System Vocabulary/Abbreviations List

- ankyl/o
- arthr/o
- chondr/o
- cost/o
- crani/o
- -desis
- kyph/o
- lord/o
- -lysis
- myel/o
- oss/o, oss/i, ost/o, oste/o
- -poietic
- scoli/o
- spondyl/o
- -um
- BDT
- BMB
- DXA
- MRI
- TKR
- PKR
- THR
- CT
- AKA
- BKA

Chapter 3
Word Parts

Glue this area to your notebook

This is the rest of the word parts that are discussed in chapter 1. You will see these throughout medical terminology. It would be best to define and memorize these terms.

- Lumb
- Spina
- Bifida
- Ex-
- Hallux
- Valugs
- Peri-

- Hemat/o
- Hem/o
- Burs/o
- Synov/o
- Ligament/o
- Synovi/o

- -al
- -osis
- -algia
- -sclerosis
- -it is
- -oma
- -malacia
- -ago
- -lithesis
- -necrosis
- -porosis
- -centesis
- -ectomy
- -plasty
- -otomy
- -clasis
- -rrhaphy

Chapter 3

Cover Picture

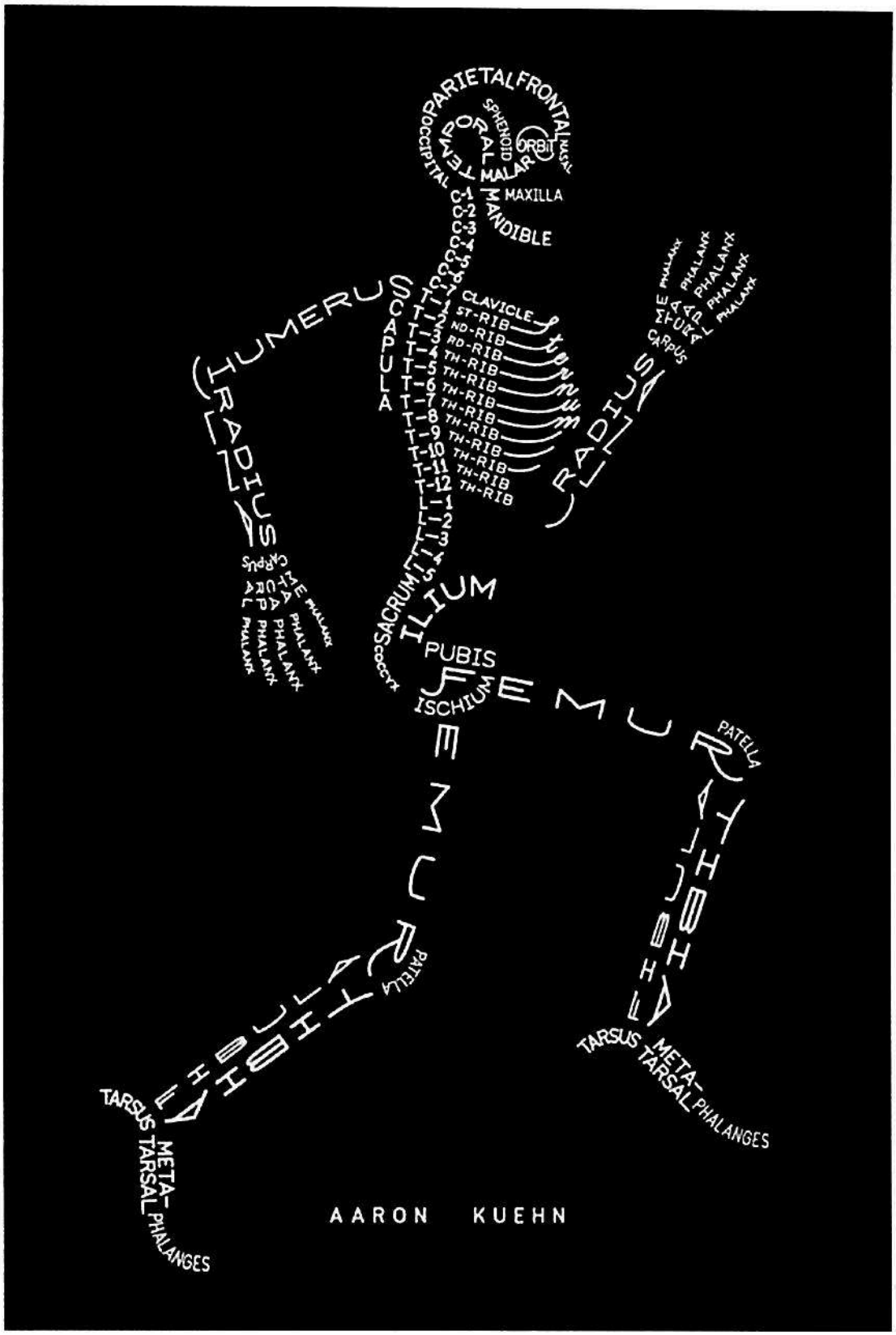

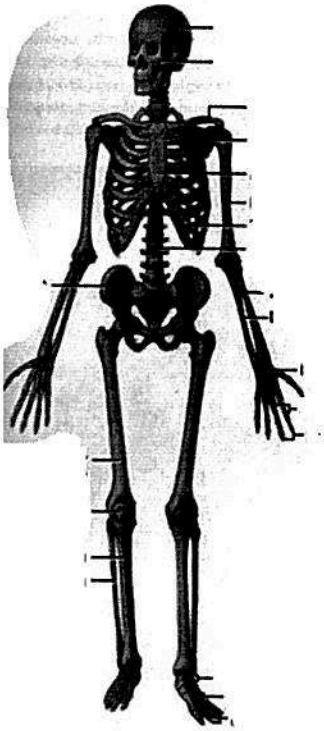

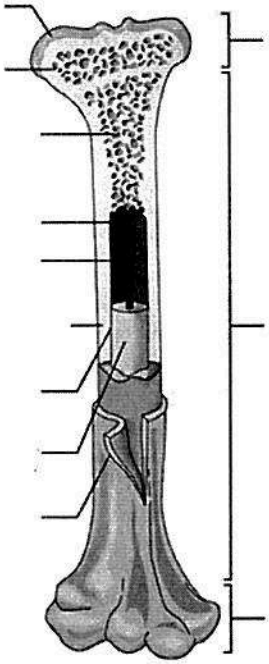

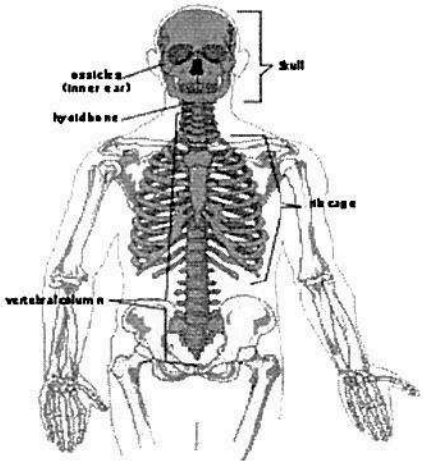
ossicles
(inner ear)
skull
hyoid bone
ribcage
vertebral column

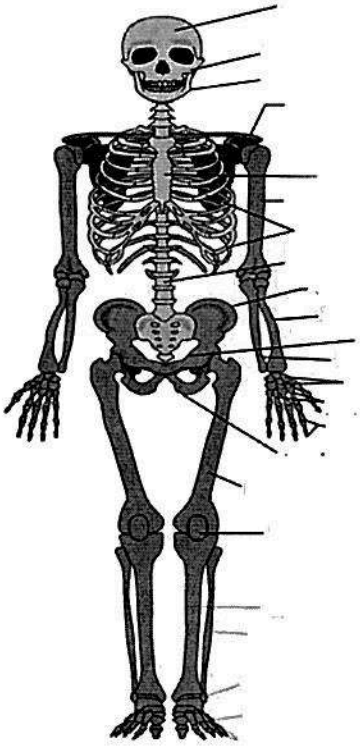

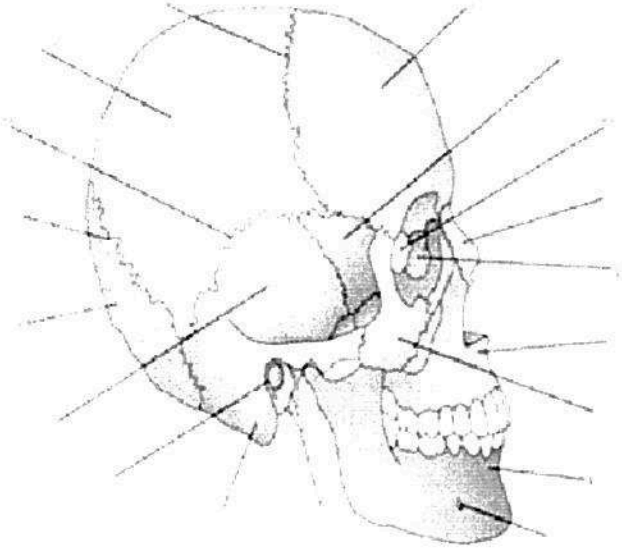

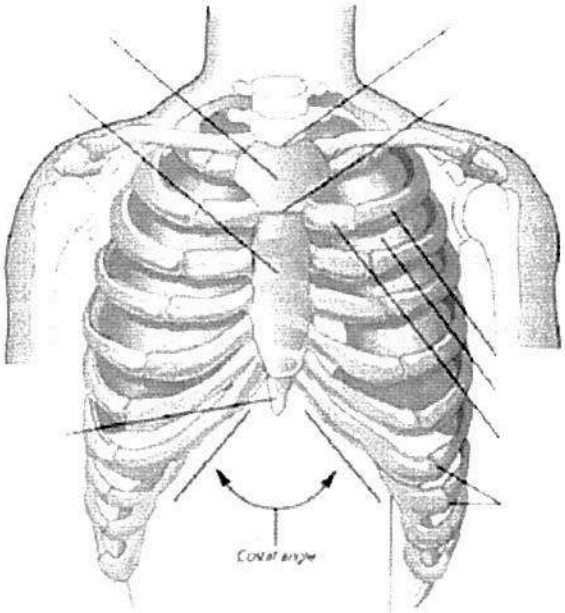
Costal angle

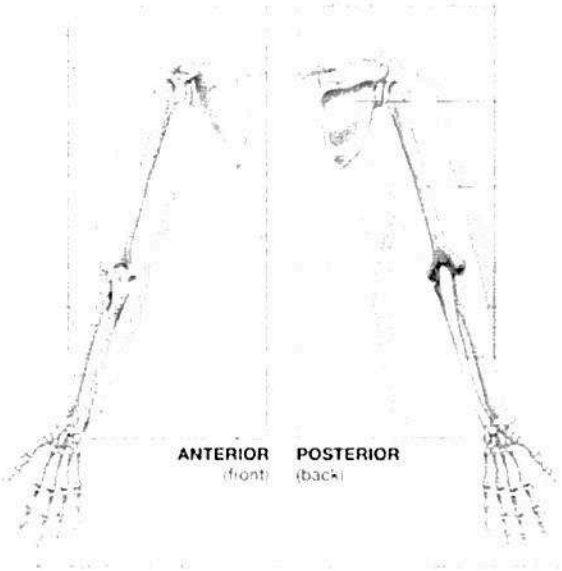
ANTERIOR
(front)
POSTERIOR
(back)

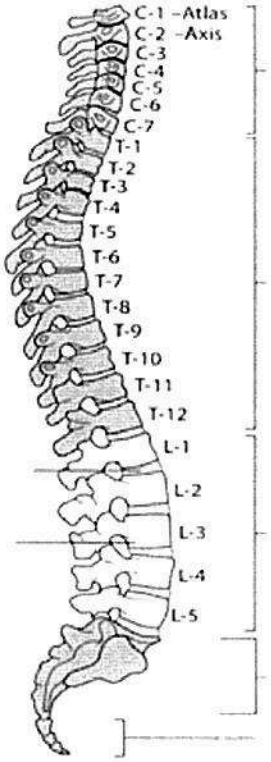
C-1 -Atlas
C-2 -Axis
C-3
C-4
C-5
C-6
C-7
T-1
T-2
T-3
T-4
T-5
T-6
T-7
T-8
T-9
T-10
T-11
T-12
L-1
L-2
L-3
L-4
L-5

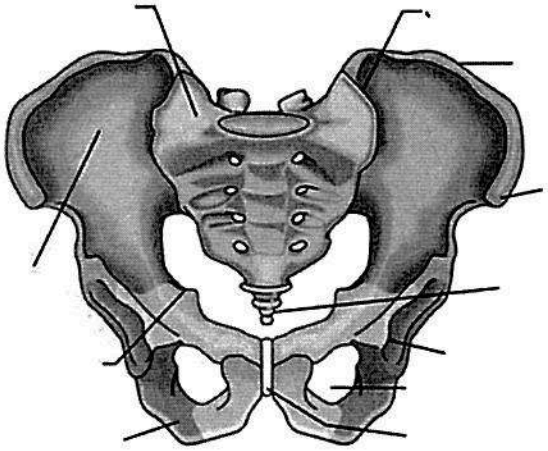

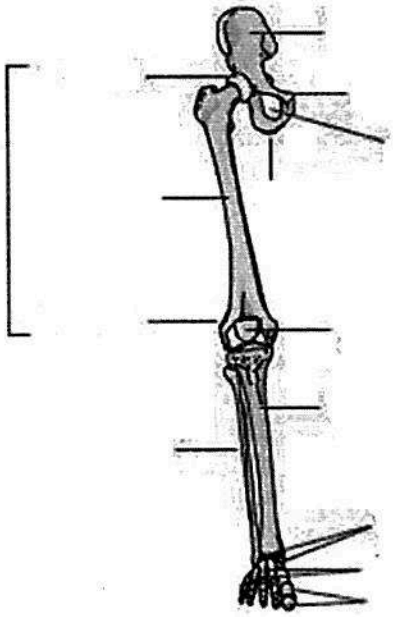

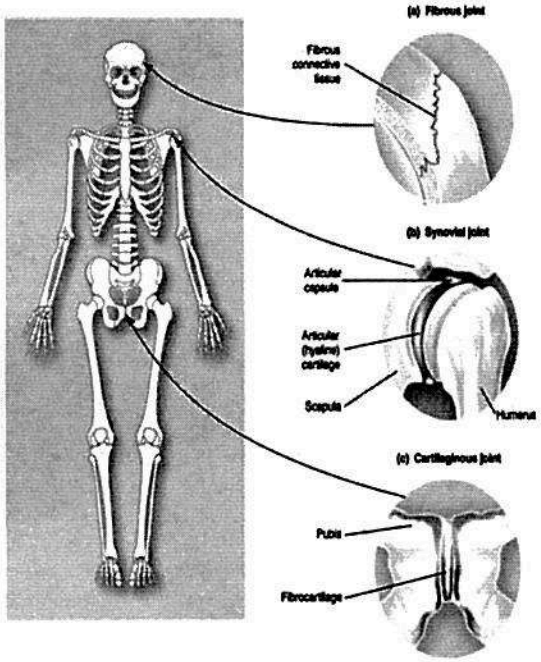

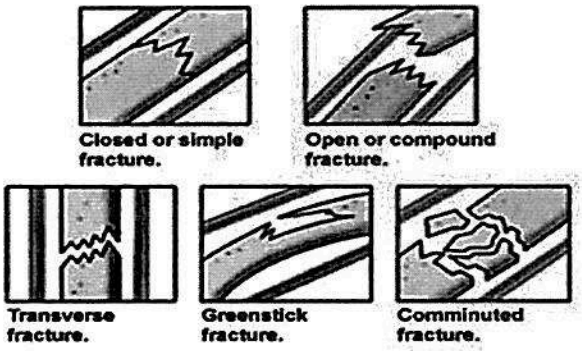

Types of Fractures

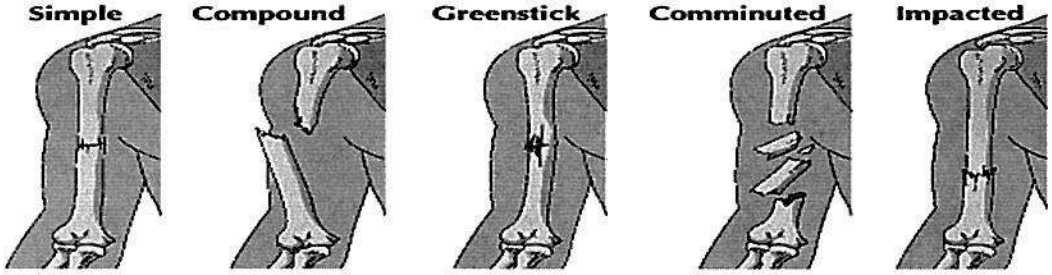

Chapter 4 - The Muscular System Vocabulary/Abbreviations List

- bi-
- -cele
- -desis
- fasci/o
- -ia
- -ic
- kinesi/o
- -lysis
- my/o
- -plegia
- -rrhexis
- tax/o
- ten/o, tend/o, tendin/o
- ton/o
- tri-
- ROM
- MG
- MD
- DMD
- BMD
- FMS
- SCI
- DTR
- EMG
- PT
- ADL
- OT

Chapter 4
Word Parts

Glue this area to your notebook

This is the rest of the word parts that are discussed in chapter 1. You will see these throughout medical terminology. It would be best to define and memorize these terms.

• Quadri • Poly- • A- • Dys- • Hyper- • Hypo- • Brady- • Hom • Cervical • Hemi-	• Cadri/o • Fibr/o • Erg/o • Radicul/o • Electr/o • Neur/o • Myos/o	• -al • -um • -ology • -ceps • -it is • -algia • -us • -asthenia • -pathy • -paresis • -gram • -graphy

Chapter 4

Cover picture





Skeletal muscle



Smooth muscle

Cardiac muscle

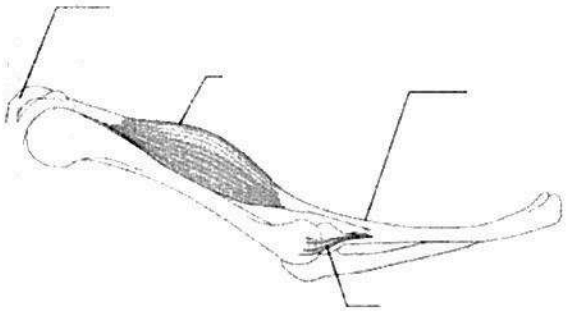

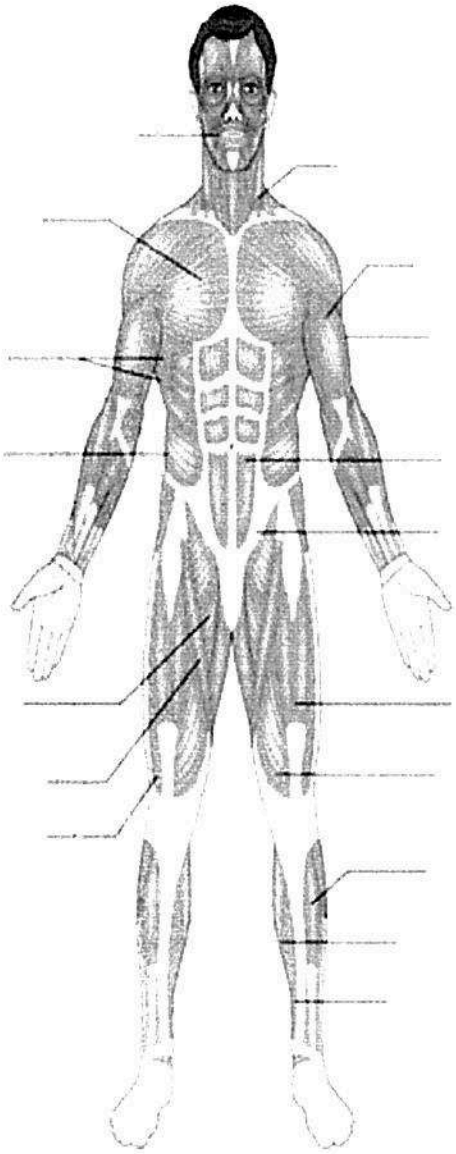

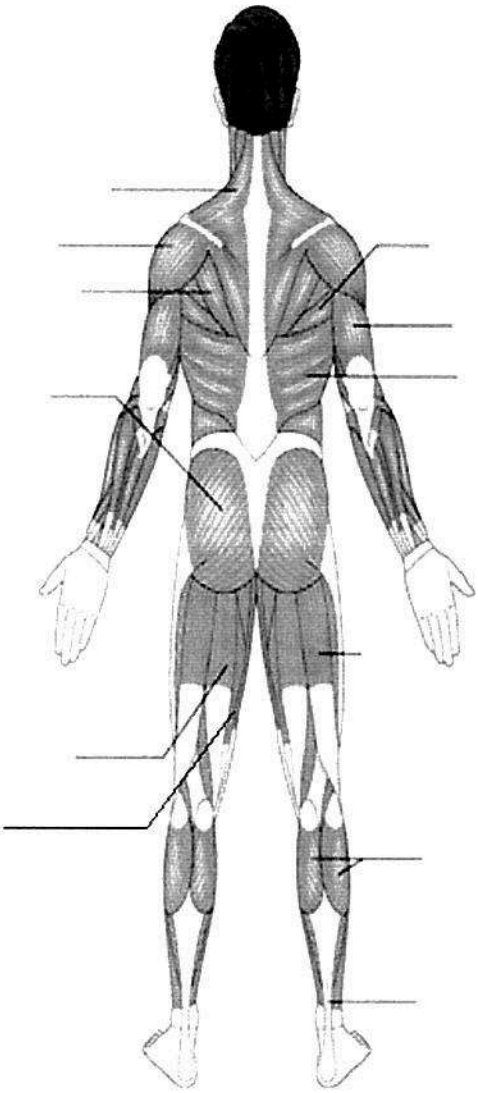

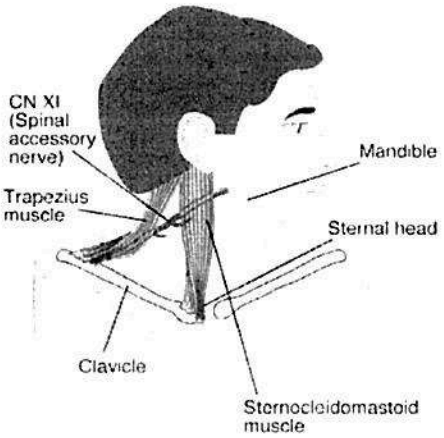
CN XI
(Spinal
accessory
nerve)
Mandible
Trapezius
muscle
Sternal head
Clavicle
Sternocleidomastoid
muscle

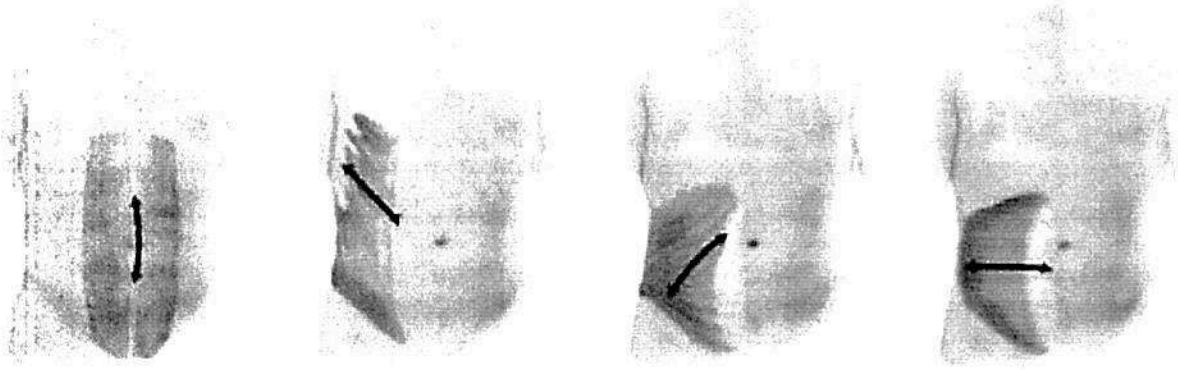

Rectus abdominis | External oblique | Internal oblique | Transversus abdominis

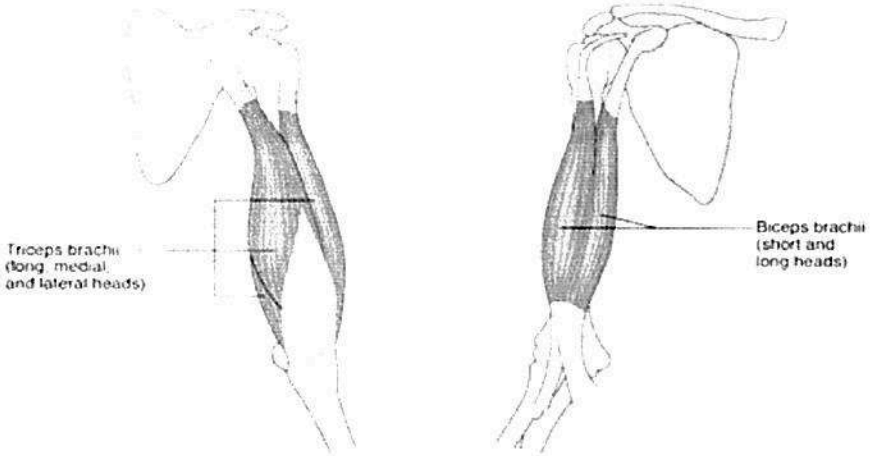

Chapter 5 - The Cardiovascular Word Parts and Abbreviations

WORD PARTS

Angi/o
Aort/o
Arteri/o
Ather/o
Brady
Cardi/o
Coron/o
Emia
Erythr/o
Hem/o hemat/o
Leuk/o
Phleb/o
Tachy
Thromb/o
Ven/o

ABBREVIATIONS

HR
BP
VS
MI
CVA
DVT
EKG/ECG
RBC
WBC
CBC
IV
CPR

Chapter 5
Word Parts

Glue this area to your notebook

This is the rest of the word parts that are discussed in chapter 1. You will see these throughout medical terminology. It would be best to define and memorize these terms.

- Vascul
- Cyt
- Endo
- Peri-
- Valvul
- Poly
- Embol
- Dys-
- Chromat
- An-
- Plast
- Per-
- Cutane
- Re-
- Isch

- Phag/o
- My/o
- Ech/o
- Vav/o
- Aneurysm/o
- Capill/o

- -ar
- -al
- -cytes
- -ologist
- -sclerosis
- -oma
- -it is
- -ia
- -necrosis
- -spasm
- -stenosis
- -osis
- -tic
- -us
- -crasia
- -penia
- -ic
- -lytic
- -graphy
- -ous
- -ectomy
- -stasis

Chapter 5

Cover Picture

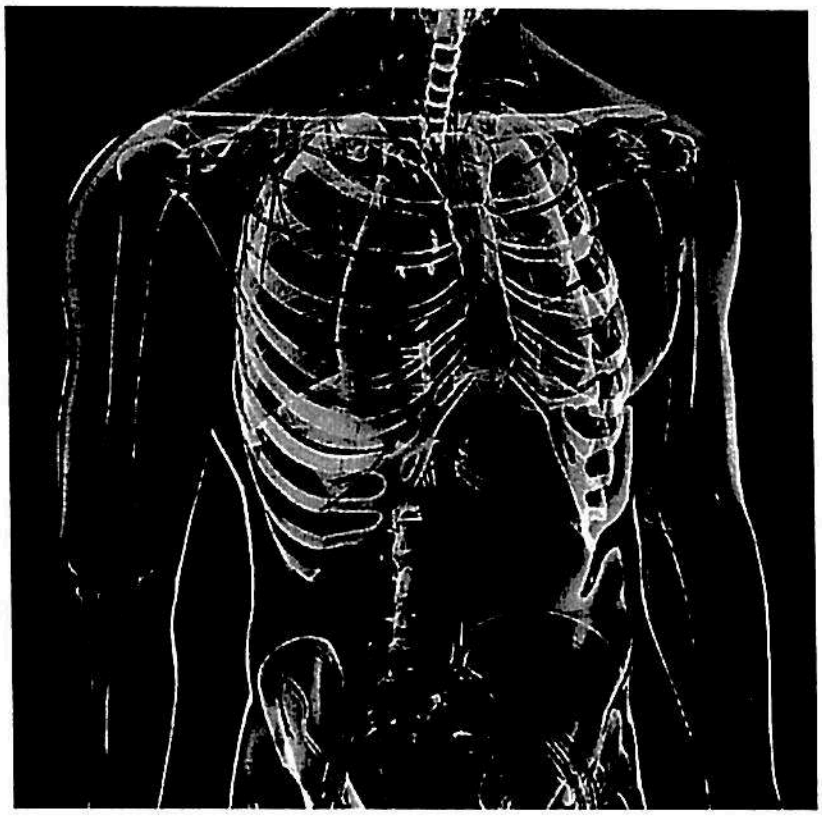

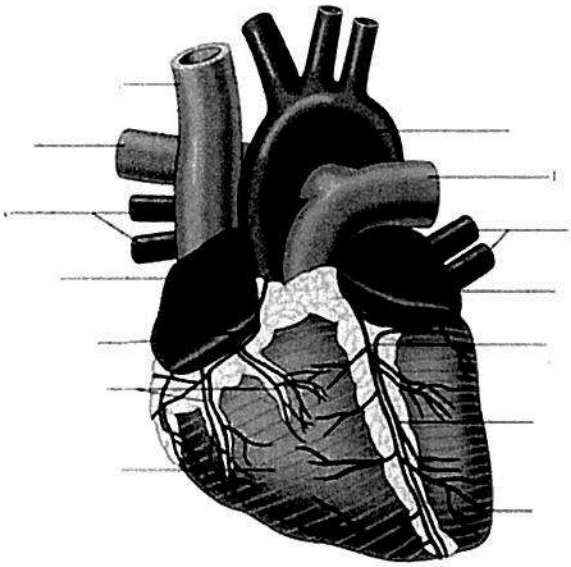

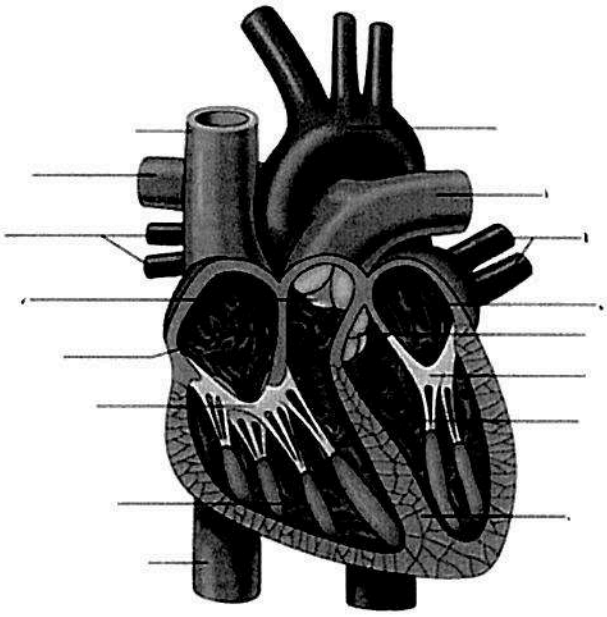

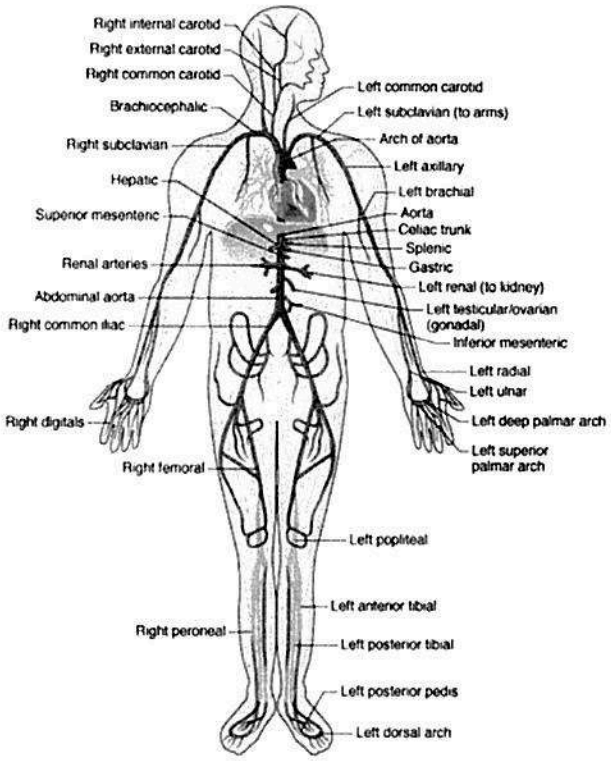
Right internal carotid
Right external carotid
Right common carotid
Brachiocephalic
Right subclavian
Hepatic
Superior mesenteric
Renal arteries
Abdominal aorta
Right common iliac
Right digitals
Right femoral
Right peroneal
Left common carotid
Left subclavian (to arms)
Arch of aorta
Left axillary
Left brachial
Aorta
Celiac trunk
Splenic
Gastric
Left renal (to kidney)
Left testicular/ovarian (gonadal)
Inferior mesenteric
Left radial
Left ulnar
Left deep palmar arch
Left superior palmar arch
Left popliteal
Left anterior tibial
Left posterior tibial
Left posterior pedis
Left dorsal arch

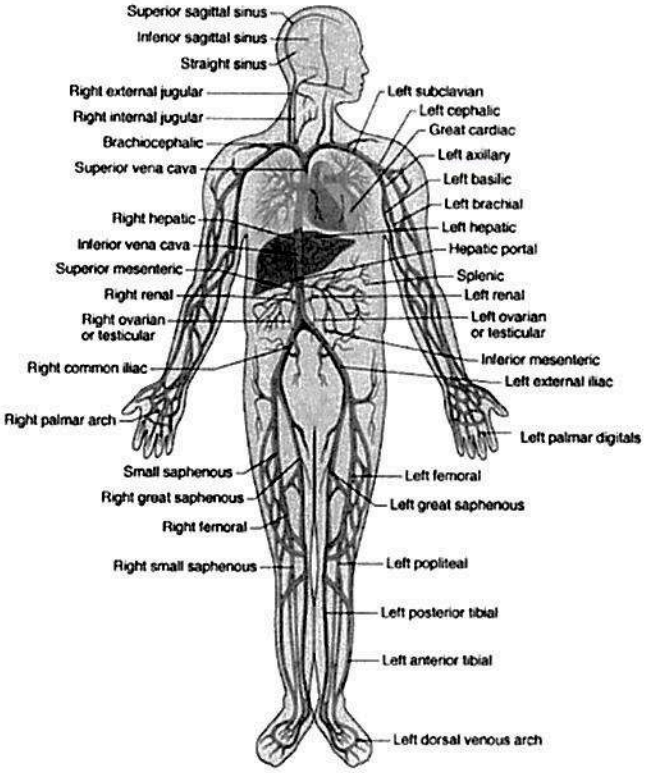
Superior sagittal sinus
Inferior sagittal sinus
Straight sinus
Right external jugular
Right internal jugular
Brachiocephalic
Superior vena cava
Right hepatic
Inferior vena cava
Superior mesenteric
Right renal
Right ovarian or testicular
Right common iliac
Right palmar arch
Small saphenous
Right great saphenous
Right femoral
Right small saphenous
Left subclavian
Left cephalic
Great cardiac
Left axillary
Left basilic
Left brachial
Left hepatic
Hepatic portal
Splenic
Left renal
Left ovarian or testicular
Inferior mesenteric
Left external iliac
Left palmar digitals
Left femoral
Left great saphenous
Left popliteal
Left posterior tibial
Left anterior tibial
Left dorsal venous arch



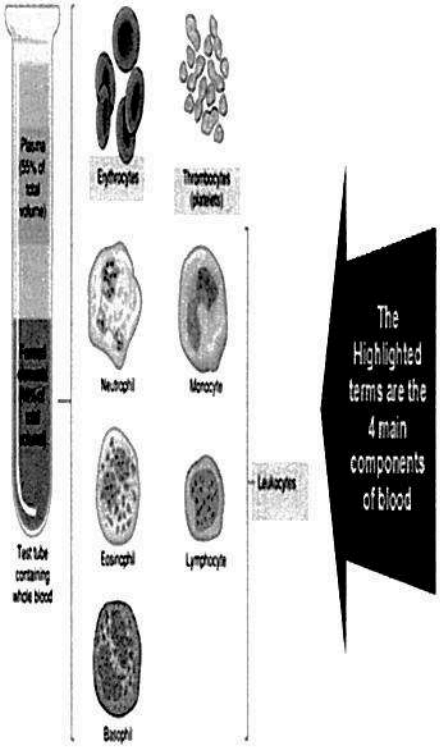
Plasma (55% of total volume)
Erythrocytes
Thrombocytes (platelets)
Neutrophil
Monocyte
Eosinophil
Lymphocyte
Basophil
Leukocytes
Test tube containing whole blood
The Highlighted terms are the 4 main components of blood

Chapter 6 - The Lymphatic System Vocabulary/Abbreviations List

- blast/o
- carcin/o
- cervic/o
- -cide
- -genesis
- immun/o
- -lytic
- neo-
- -oma
- onc/o
- phag/o
- -plasm
- sarc/o
- splen/o
- -tic
- HIV
- AIDS
- ELISA
- VZV
- CIS
- KS
- HL
- NHL
- IDC
- DCIS
- ILC
- BSE

Chapter 6

Cover Picture

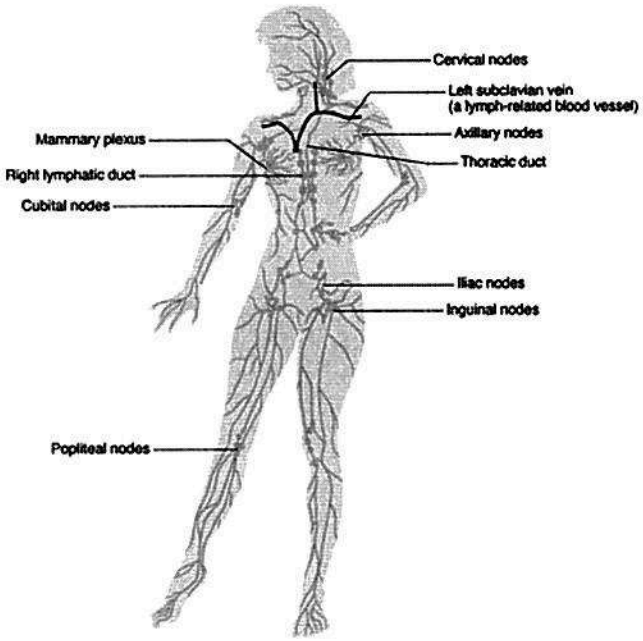

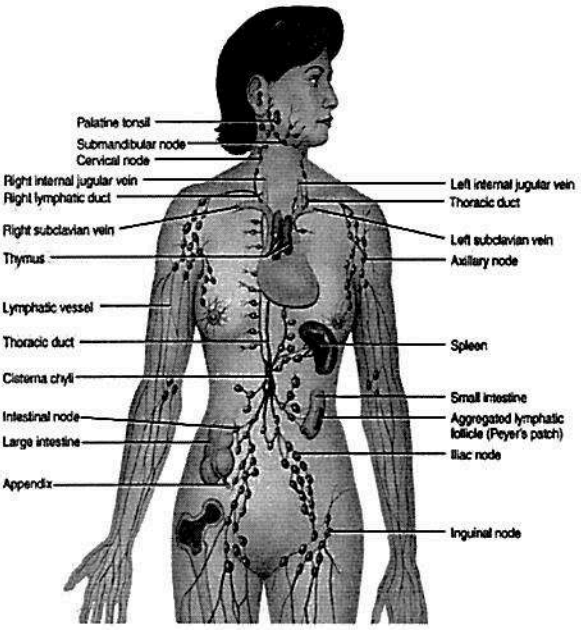

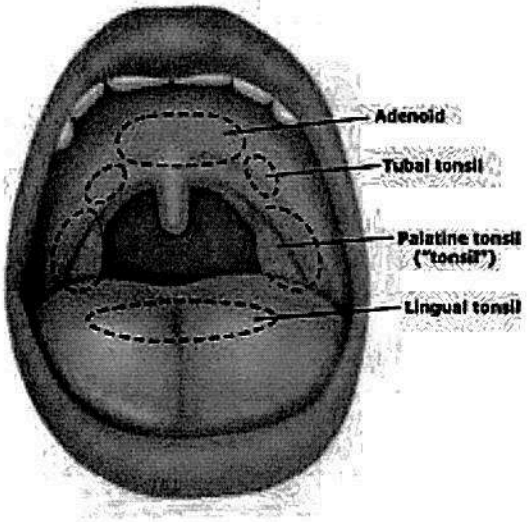

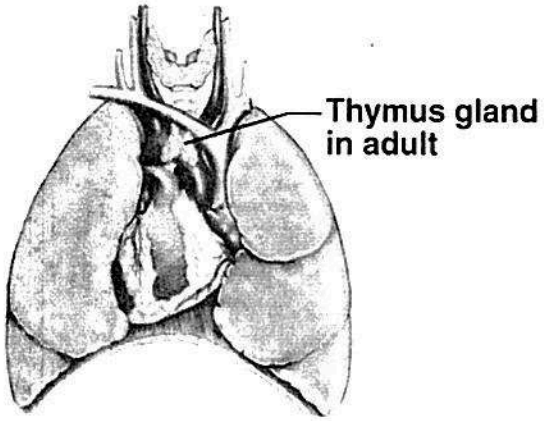

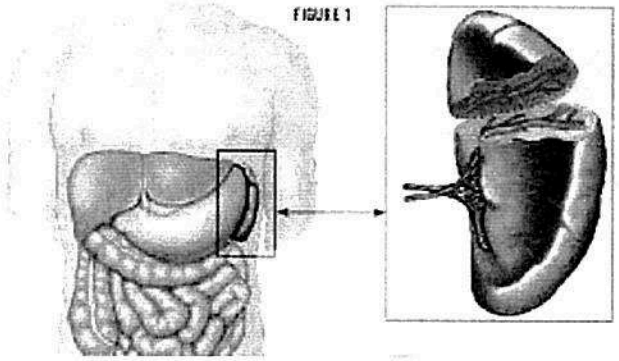

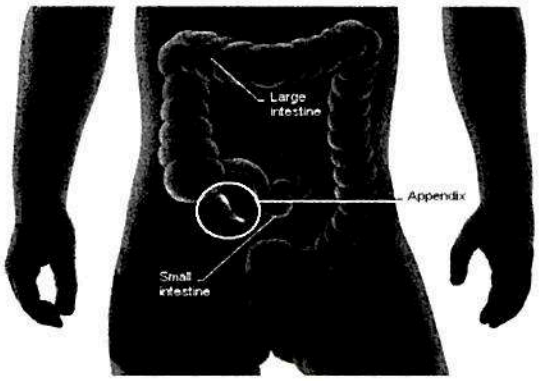

Peyer's Patches "Tonsils of the intestine"

- Found in the wall of the small intestine
- Capture and destroy bacteria in the intestine

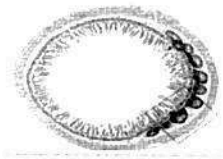

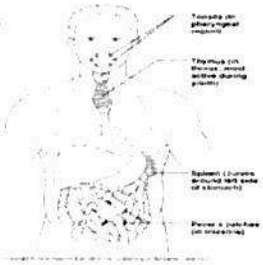

Lymph Nodes and Vessels

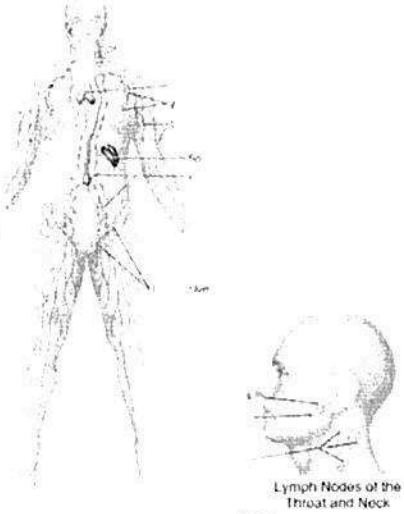

Organs of the Immune System

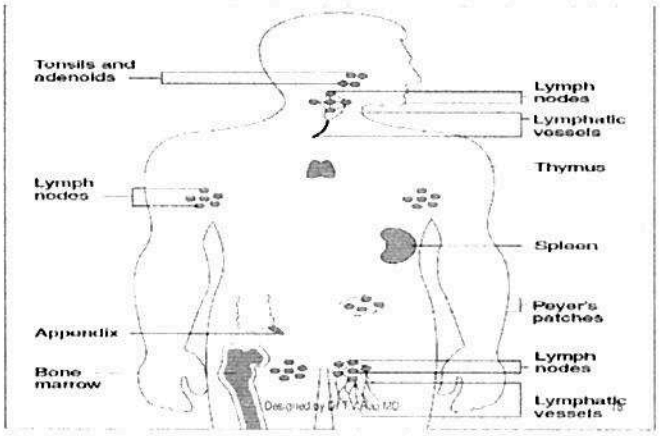

Chapter 7 - Respiratory System Word Parts/Abbreviations List

Atel/o
Bronch/o, bronchi/o
Cyan/o
-ectasis
Laryng/o
Ox/i, ox/o, ox/y
Pharyng/o
Phon/o
Pleur/o
-pnea
Pneum/o, pneumon/o, pneu-
Pulm/o, pulmon/o
Tachy
Thorac/o, -thorax
Trache/o
CHF
PE
RR
COPD
CF
TB
TDAP
PFT

Chapter 7
Word Parts

Glue this area to your notebook

This is the rest of the word parts that are discussed in chapter 1. You will see these throughout medical terminology. It would be best to define and memorize these terms.

- Para-
- Phren
- A-
- Dys-
- Antrac
- Eu-
- Hyper-
- Hypo-
- An-
- Lob

- Nas/o
- Sinus/o
- Epiglott/o
- Alveol//o
- Rhin/o
- Hem/o
- Spir/o
- Sept/o

- -al
- -ic
- -ologist
- -it is
- -rrhea
- -rrhagia
- -spasm
- -ia
- -ptysis
- -osis
- -scopy
- -metry
- -plasty
- -otomy
- -ostomy
- -stoma
- -ectomy
- -rrhaphy
- -plegia

Chapter 7

Cover Picture

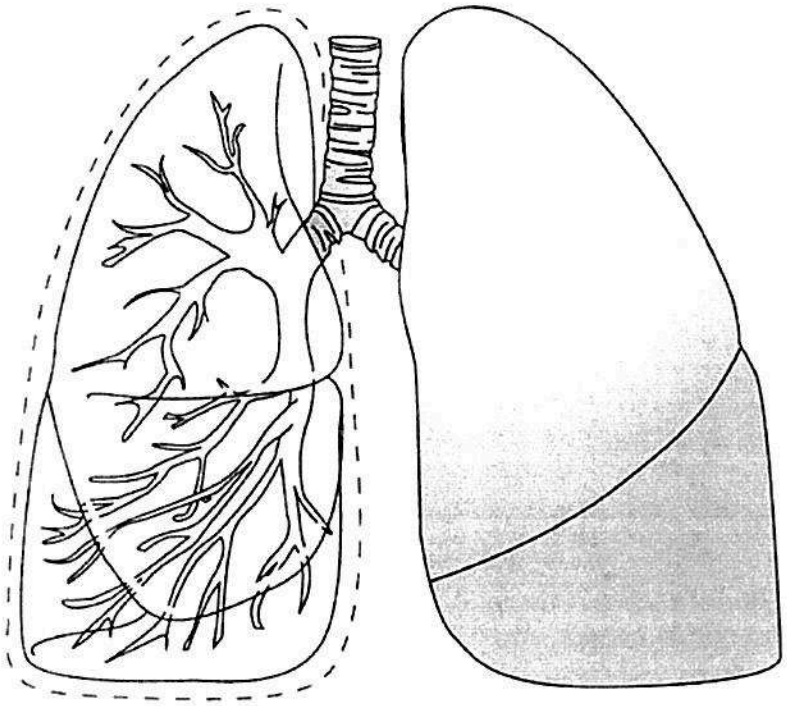

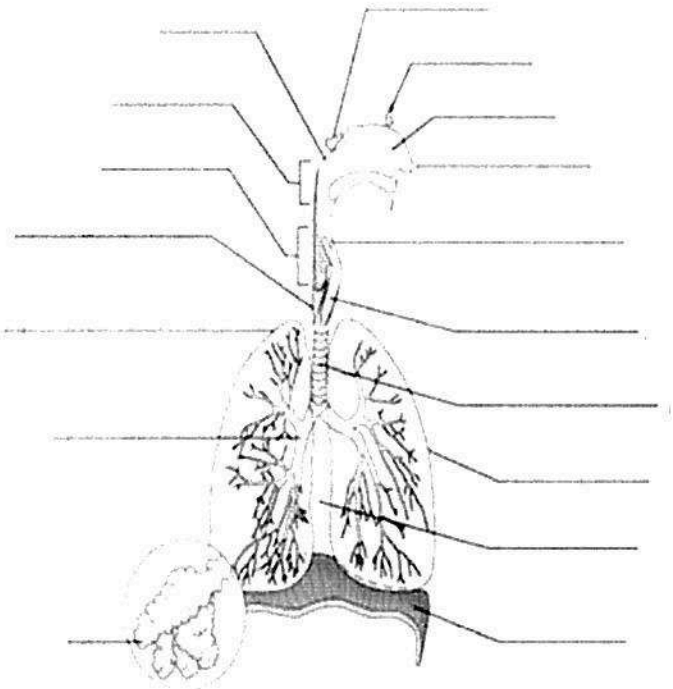

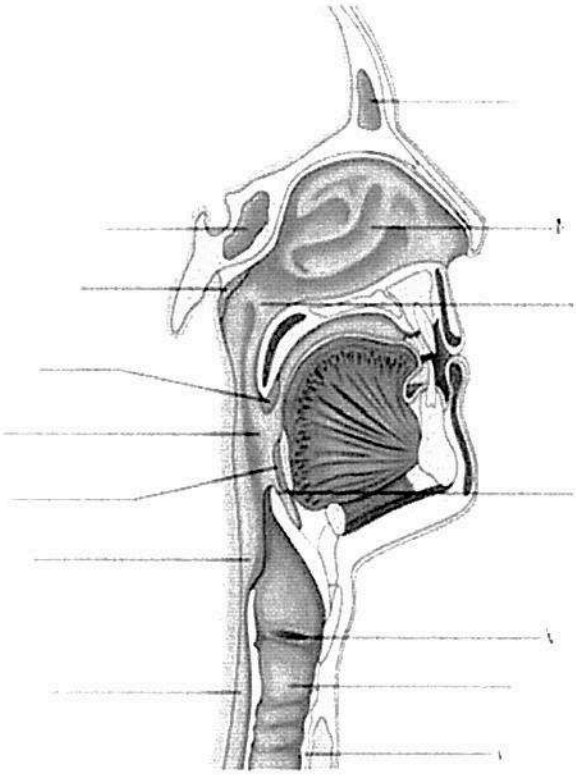

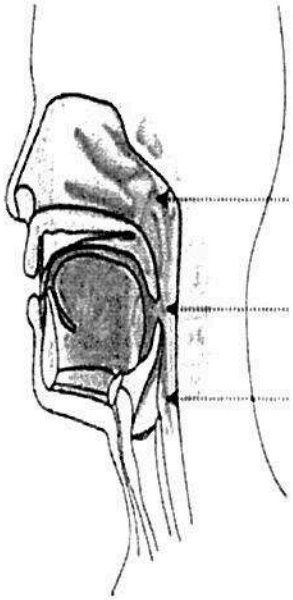

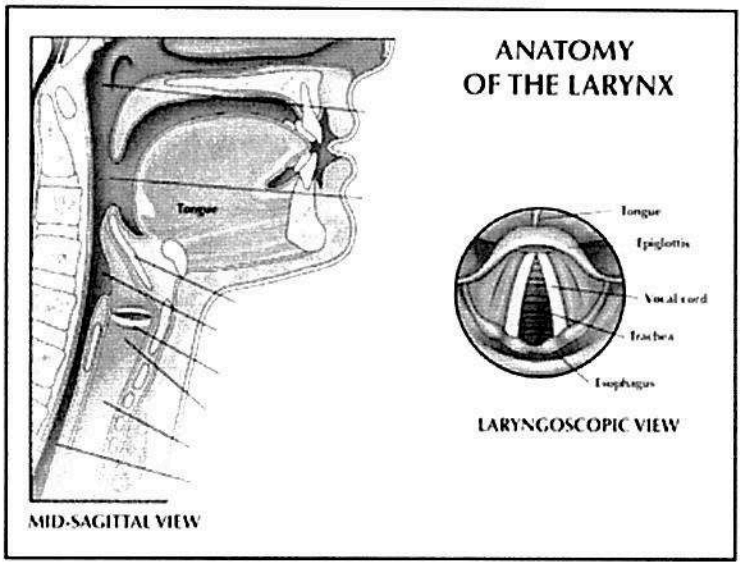
ANATOMY
OF THE LARYNX
Tongue
Tongue
Epiglottis
Vocal cord
Trachea
Esophagus
LARYNGOSCOPIC VIEW
MID-SAGITTAL VIEW

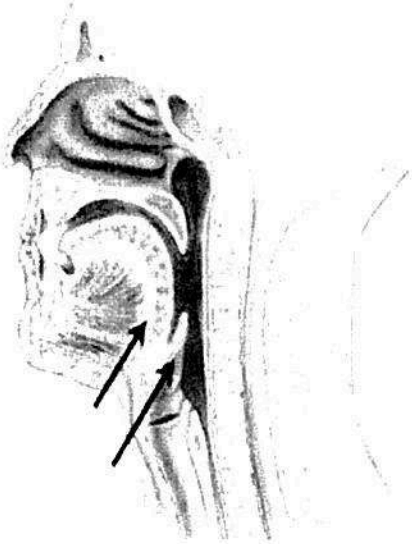

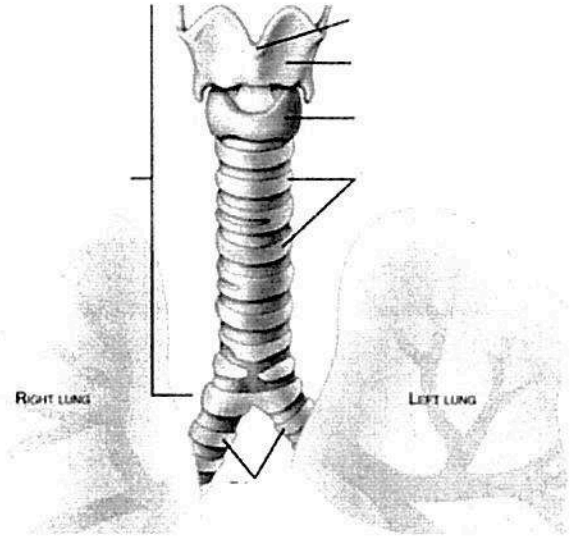
RIGHT LUNG
LEFT LUNG

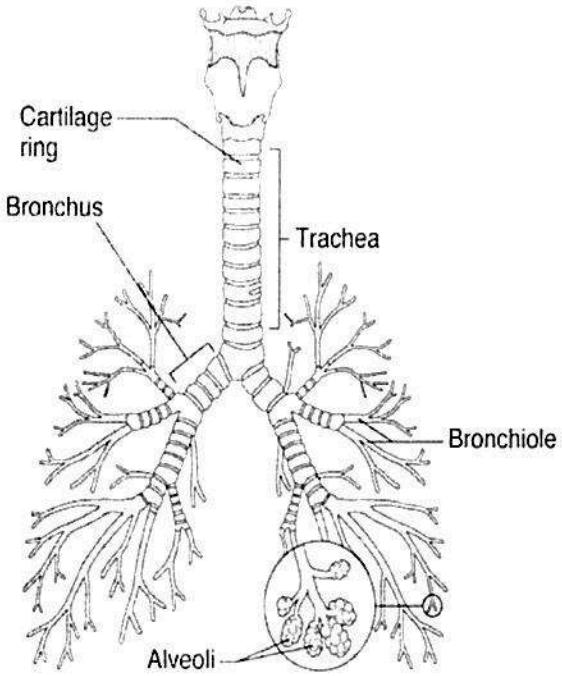
Cartilage ring
Bronchus
Trachea
Bronchiole
Alveoli

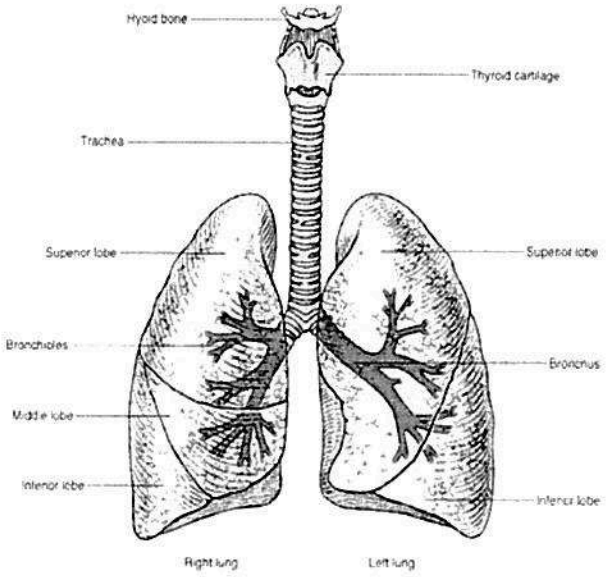
Hyoid bone
Thyroid cartilage
Trachea
Superior lobe
Superior lobe
Bronchioles
Bronchus
Middle lobe
Inferior lobe
Inferior lobe
Right lung
Left lung

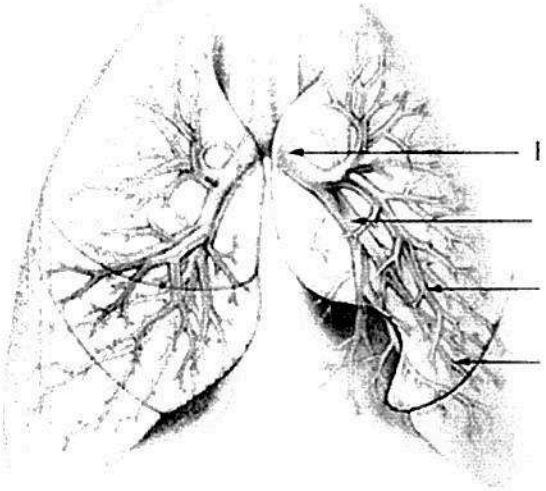

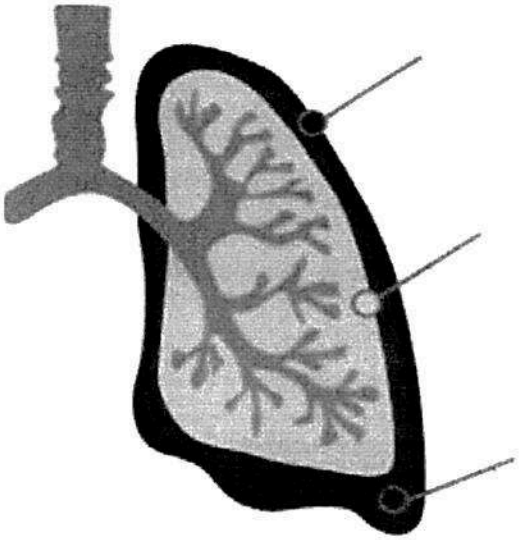

Chapter 8 - Digestive System Vocabulary/Abbreviation List

- an/o
- cec/o
- chol/e
- cholecyst/o
- col/o, colon/o
- enter/o
- esophag/o
- gastr/o
- hepat/o
- -lithiasis
- pancreat/o
- -pepsia
- proct/o
- rect/o
- sigmoid/o
- Or/o
- Pharyng/o
- ABD
- AC
- BM
- C/O
- GI
- GB
- RUQ, RLQ, LUQ. LLQ
- NG
- NPO
- TPN
- NVD

Chapter 8
Word Parts

Glue this area to your notebook

This is the rest of the word parts that are discussed in chapter 1. You will see these throughout medical terminology. It would be best to define and memorize these terms.

- Intestin
- Peri-
- Odonti
- Metabol
- Dys-
- Hiat
- Pyr
- Gingiv
- Halit
- Pept
- Hemat-
- Hyper-
- Diverticul
- Ile
- Dia
- Endo-
- Hemorrhoid
- Lith

- Or/o
- Pharyng/o
- Cheil/o
- Aer/o
- Tom/o
- Palat/o
- Choledoch/o

- -al
- -ic
- -ium
- -ism
- -ologist
- -phagia
- -osis
- -it is
- -rrhagia
- -rrhea
- -rrhexis
- -emesis
- -megaly
- -graphy
- -occult
- -scope
- -scopy
- -plasty
- -ectomy
- -otomy
- -ostomy
- -pexy

Chapter 8

Cover Picture

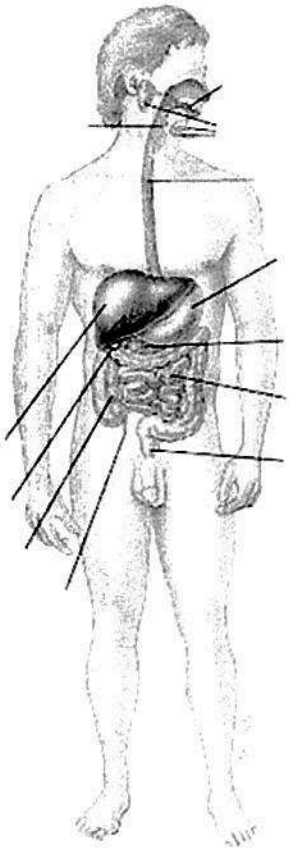

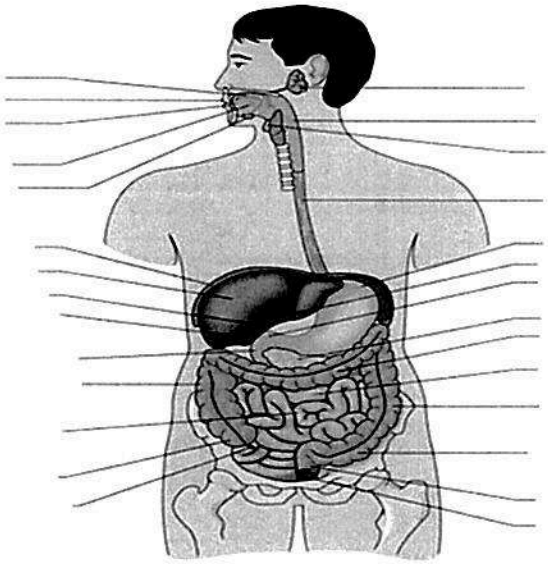

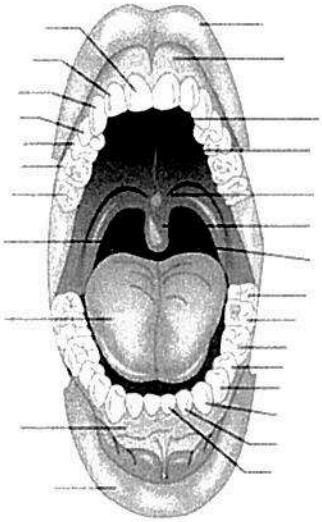

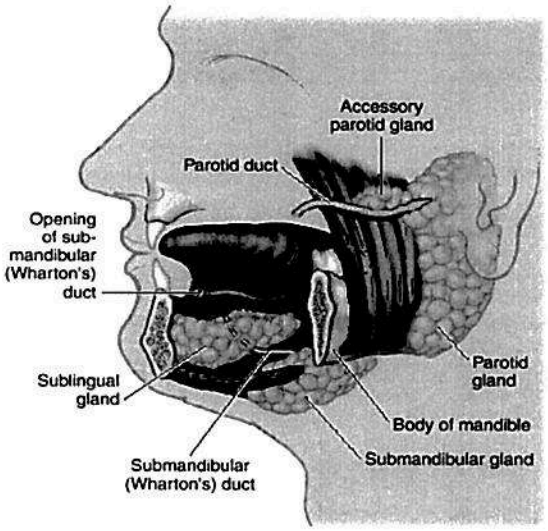

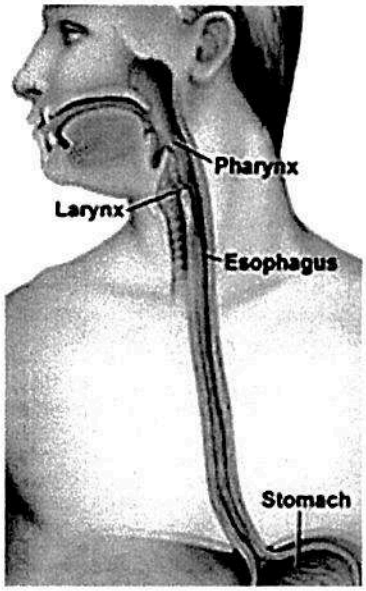
Pharynx
Larynx
Esophagus
Stomach

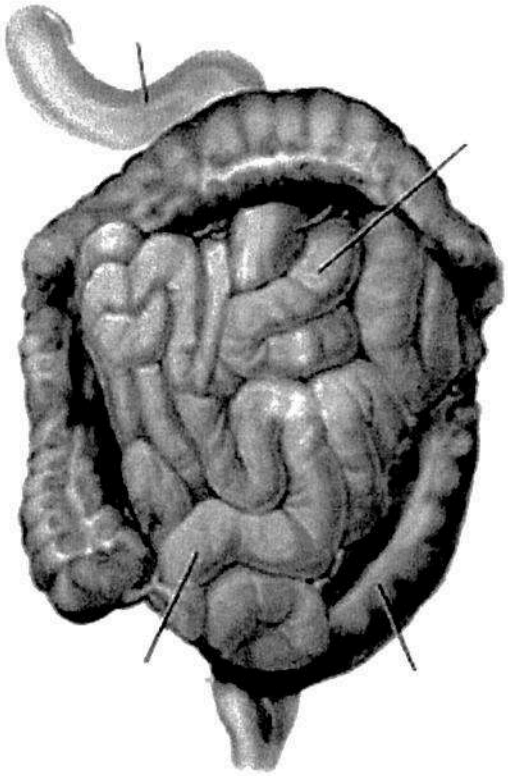

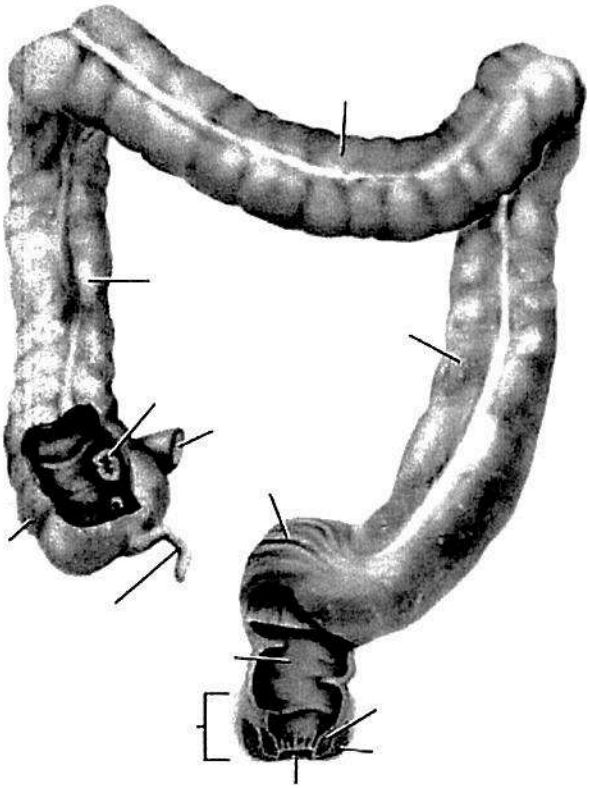

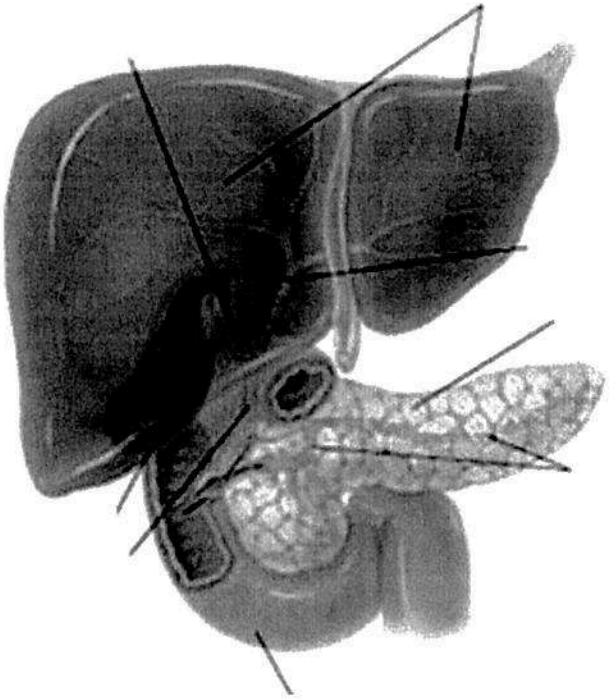

Chapter 9 - Urinary System Vocabulary/Abbreviation List

- dia-
- -cele
- cyst/o
- -ectasis
- glomerul/o
- lith/o
- -lysis
- nephr/o
- -pexy
- pyel/o
- ren/o
- -tripsy
- ureter/o
- urethr/o
- -uria
- BUN
- CATH
- CYSTO
- ESR
- ETOH
- GU
- I&O
- K+
- KUB
- UA
- UTI

Chapter 9
Word Parts

Glue this area to your notebook

This is the rest of the word parts that are discussed in chapter 1. You will see these throughout medical terminology. It would be best to define and memorize these terms.

- Ur-
- An-
- Ptosis
- Py
- Viagin
- Epi-
- Hypo-
- Para-
- Diur
- Dys-
- Noct-
- Olig-
- Poly-
- Supra-

Urin/o
Vesic/o
Hydr/o
Home/o

- -stasis
- -ologist
- -emia
- -tic
- -osis
- -pathy
- -it is
- -rrhagia
- -stenosis
- -algia
- -al
- -rrhea
- -esis
- -scopy
- -gram
- -graphy
- -ostomy
- -plasty
- -otomy
- -ectomy
- -rrhaphy

Chapter 9

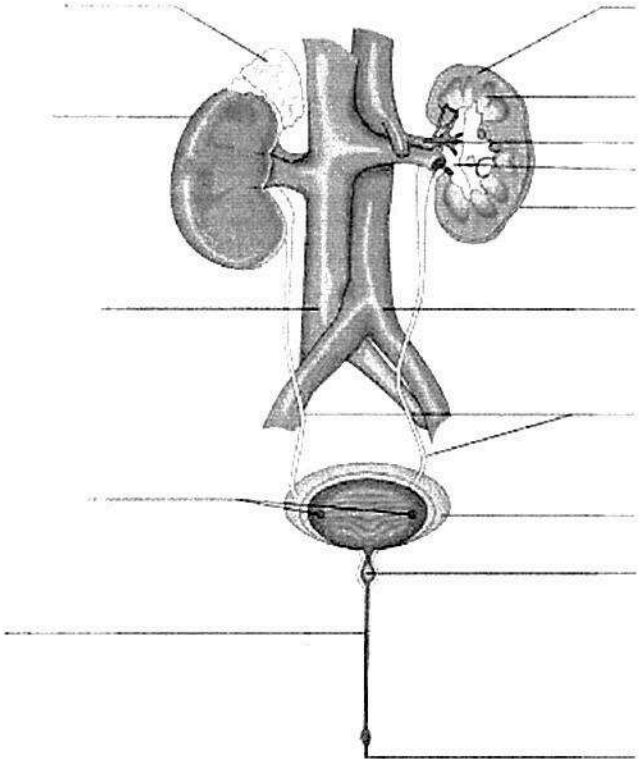

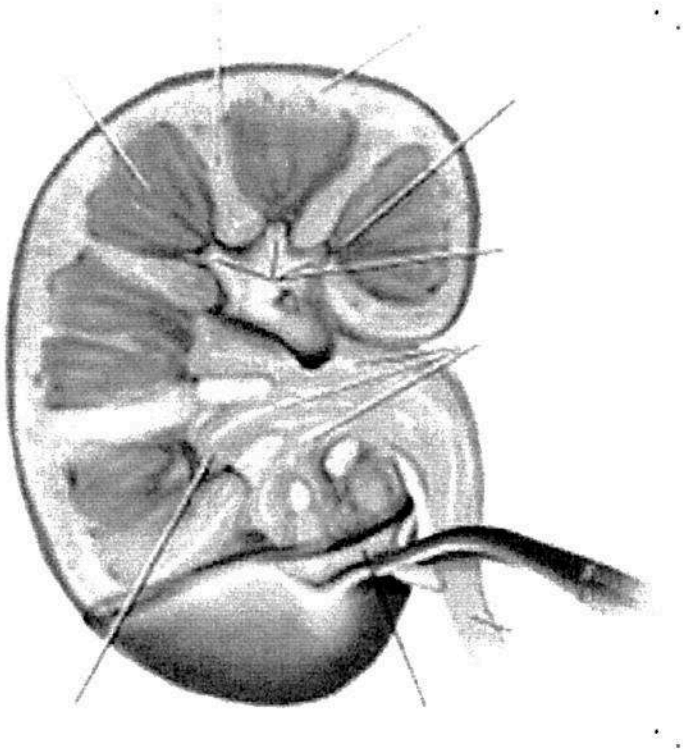

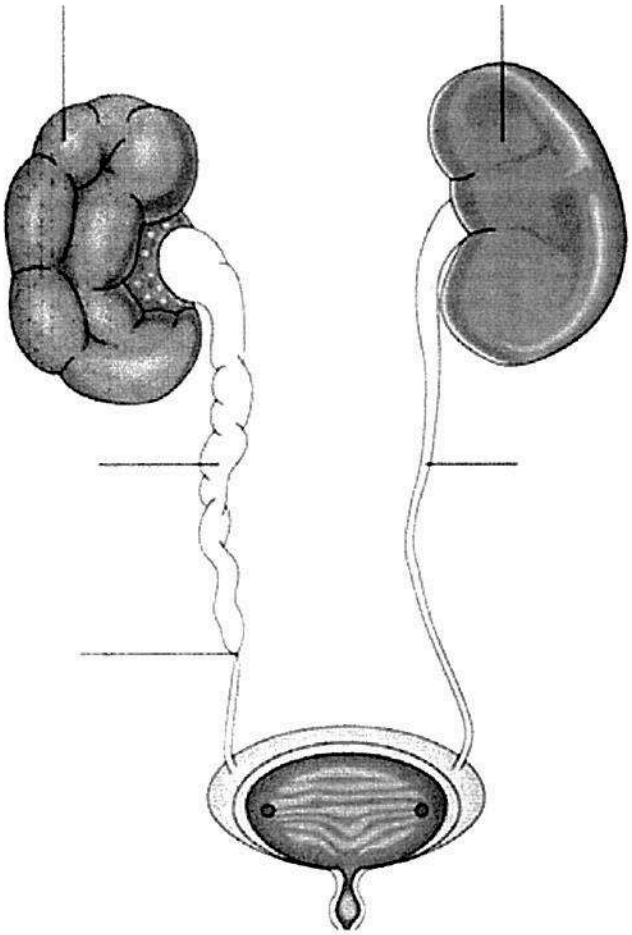

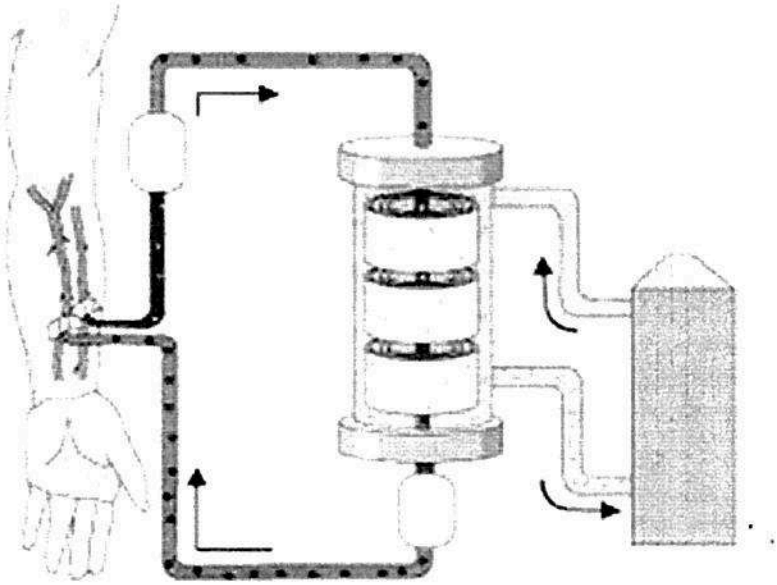

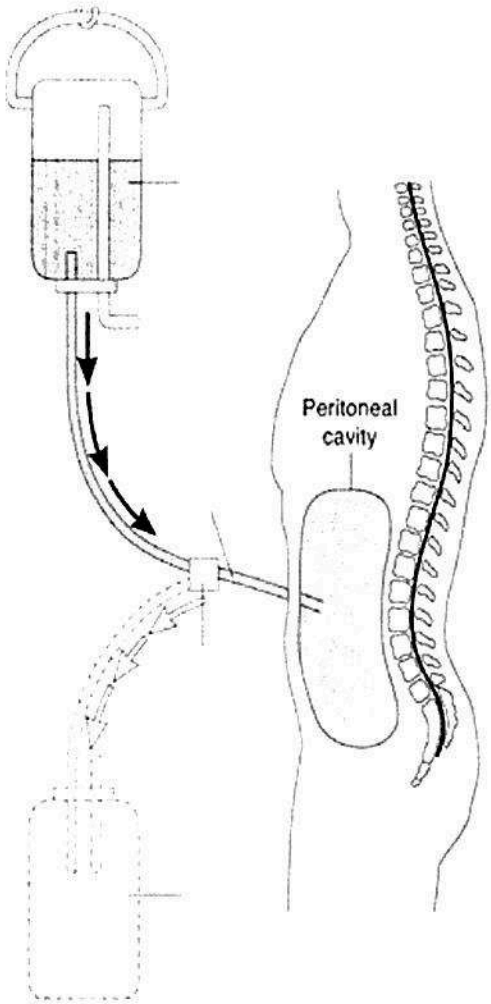
Peritoneal
cavity

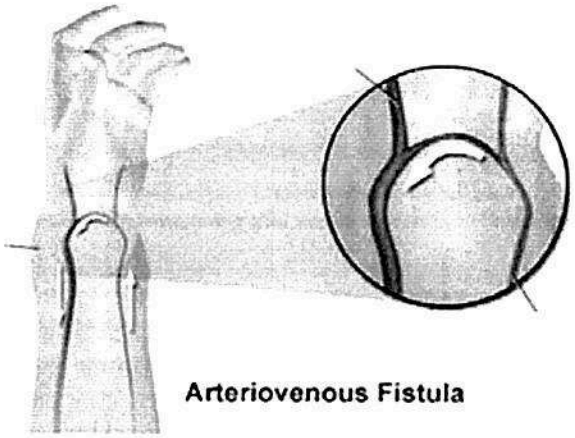
Arteriovenous Fistula

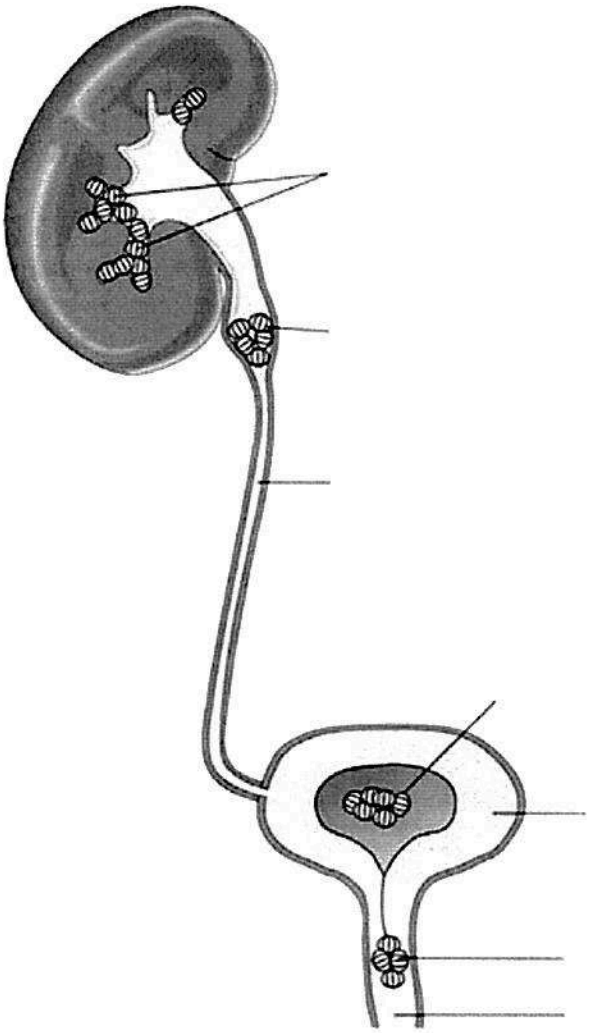

Chapter 9

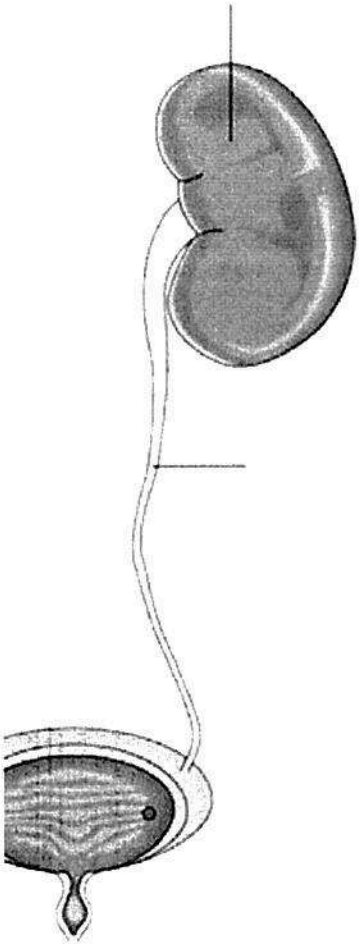

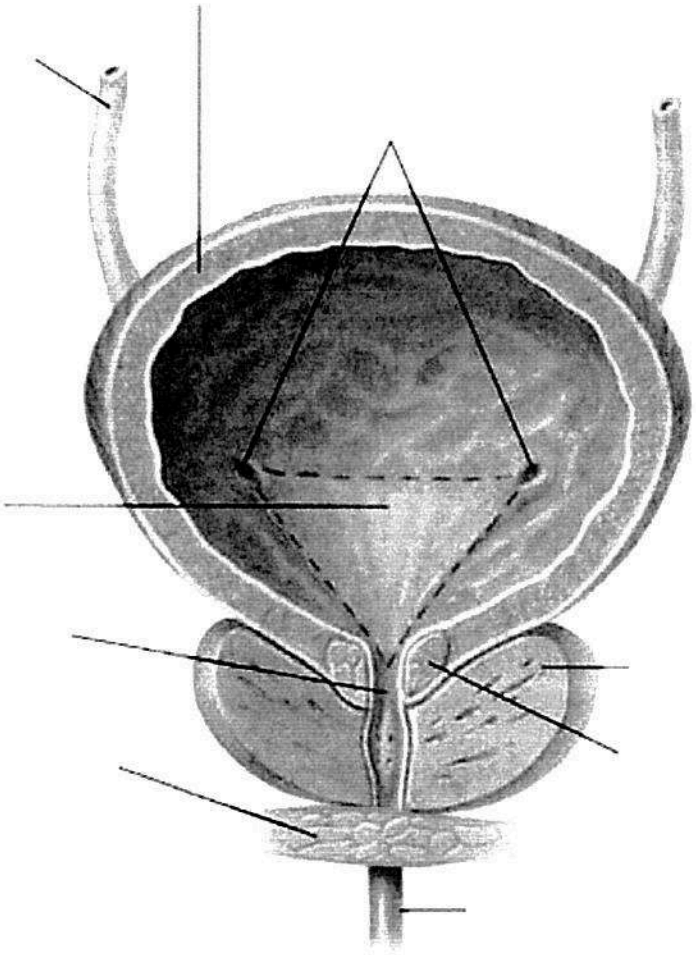

Chapter 10 - Nervous System Vocabulary/Abbreviations List

- ambul/o
- cephal/o
- concuss/o
- contus/o
- ech/o
- encephal/o
- -esthesia
- klept/o
- mening/o
- myel/o
- narc/o
- neur/i, neur/o
- -phobia
- psych/o
- somn/o
- CSF
- LOC
- ALS
- ADHD
- CP
- EEG
- MS
- CNS
- PNS
- ANS
- OCD

Chapter 10
Word Parts

Glue this area to your notebook

This is the rest of the word parts that are discussed in chapter 1. You will see these throughout medical terminology. It would be best to define and memorize these terms.

- Epi-
- Dural
- Sub-
- An-
- Esthesi
- Esthet
- Hemat
- Radicul
- Hyper
- Caus
- Par
- Thalam
- A-

- Hydr/o
- Poli/o
- Acr/o
- Agor/a
- Claustr/o
- Pyr/o

- -ologist
- -ist
- -iatrist
- -algia
- -us
- -it is
- -ion
- -oma
- -phasia
- -lepsy
- -ism
- -mania
- -graphy
- -otomy
- -ectomy
- -plasty
- -rrhaphy

Chapter 10

Cover Picture

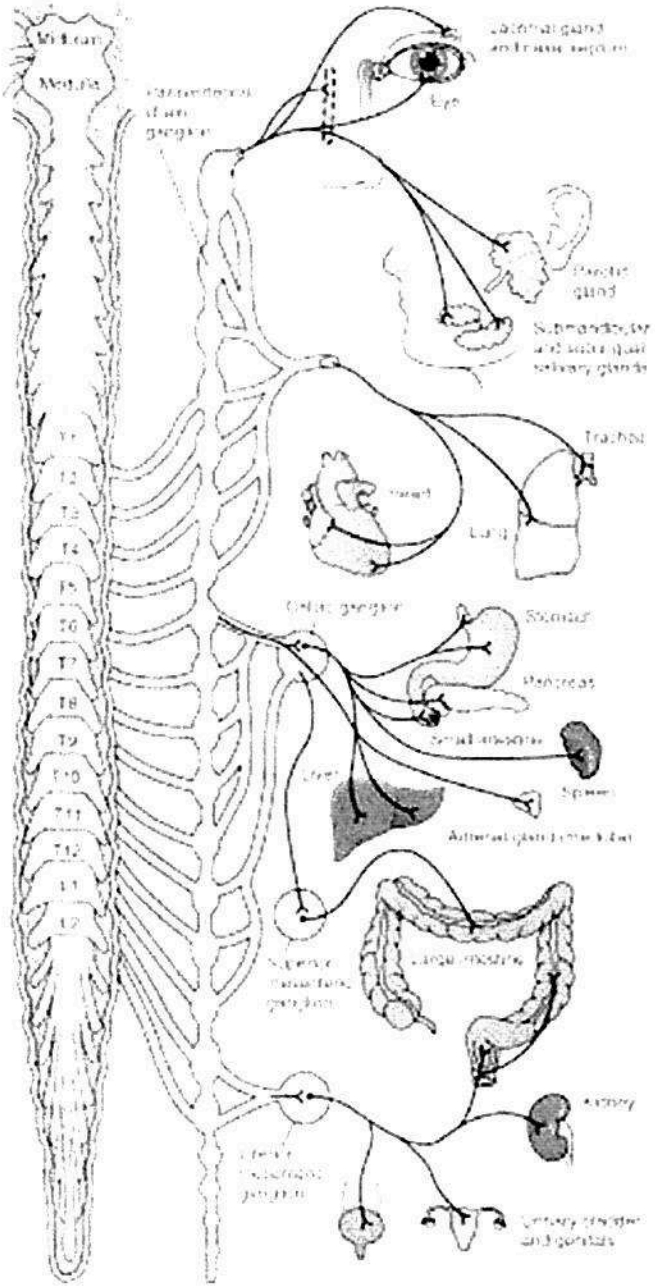

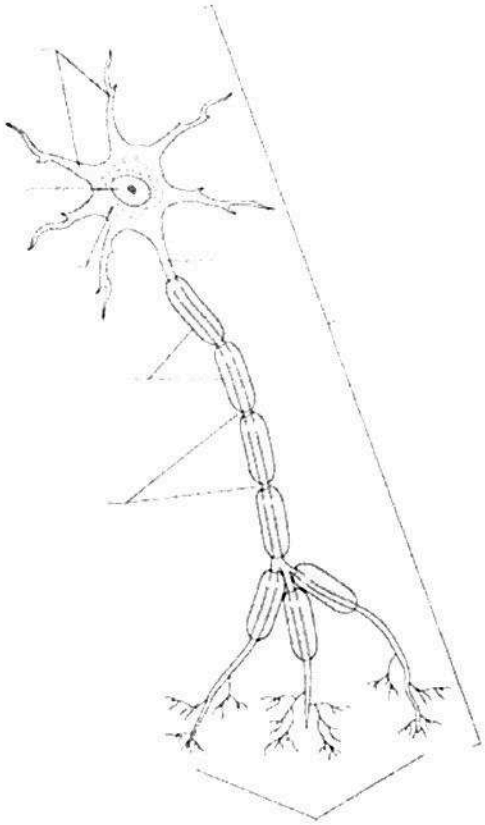

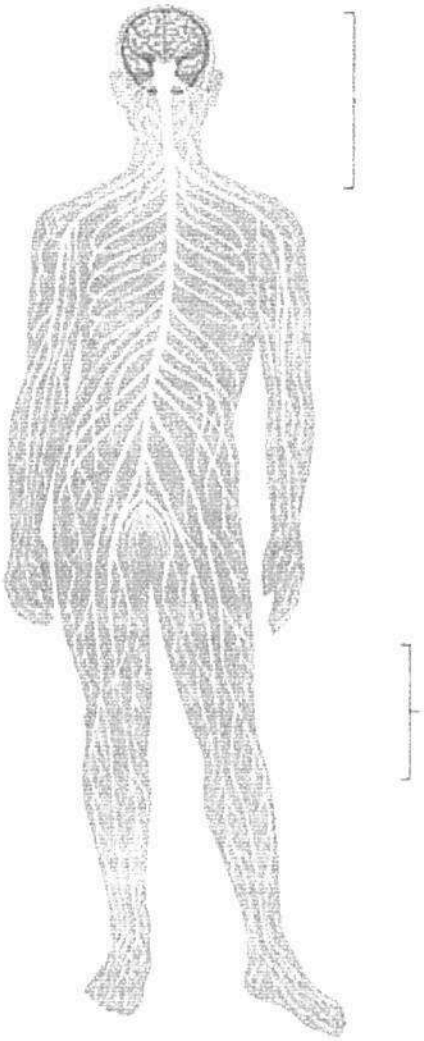

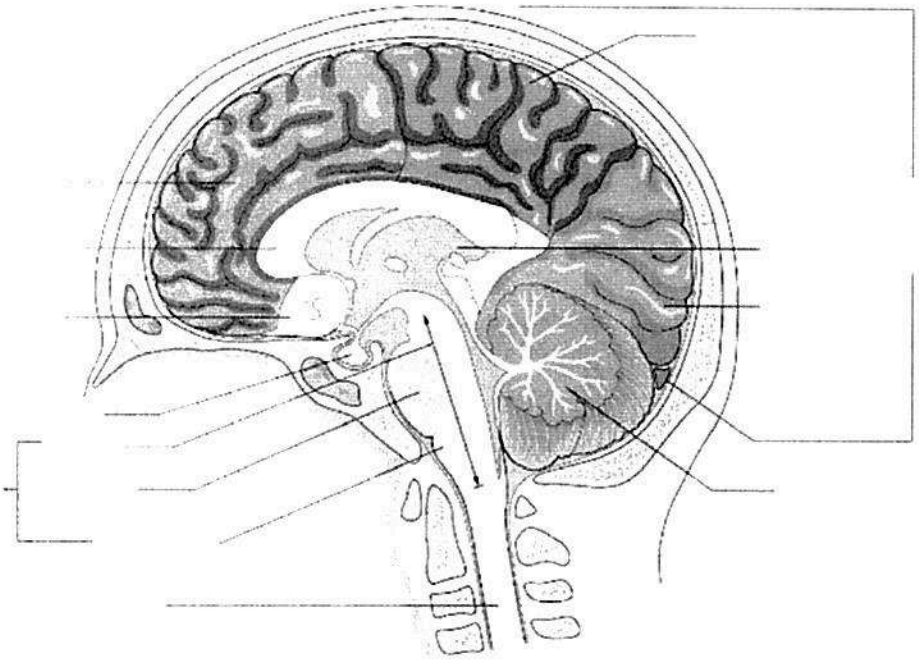

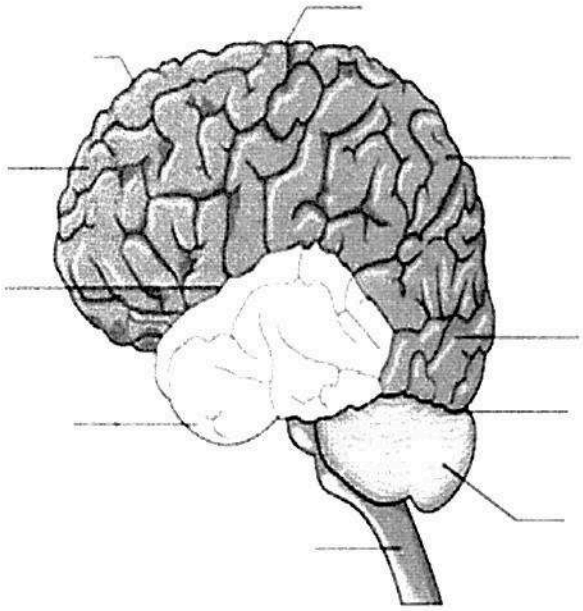

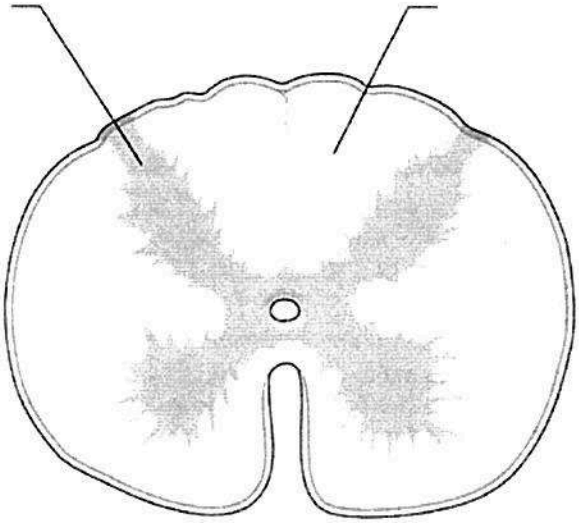

Chapter 11 - Special Senses - The Eyes and Ears Vocabulary/Abbreviations List

- blephar/o
- -cusis
- dacryocyst/o
- irid/o
- kerat/o
- -metry
- ophthalm/o
- -opia
- ot/o
- presby/o
- pseud/o
- retin/o
- scler/o
- trop/o
- tympan/o
- OD
- OS
- OU
- AD
- AS
- AU

Chapter 11
Word Parts

Glue this area to your notebook

This is the rest of the word parts that are discussed in chapter 1. You will see these throughout medical terminology. It would be best to define and memorize these terms.

- Laryng
- Ocul
- Extra-
- Intra-
- Macula
- Lutea
- Emmetr
- Ptosis
- Ec-
- Conjunctive
- Xer-
- Uve
- Dipl
- Chromato
- Nyctal
- Presby
- Eso-
- Exo-
- Ametr-
- Hyper-
- Ambly
- Orbit
- Tars-
- Phak
- Myc-
- Eustach-
- Mastoid-
- Labyrinth

- Opt/I
- Opt/o
- Optic/o
- Phthalm/o
- Lacrim/o
- Dacry/o
- Ir/I
- Ir/o
- Irit/o
- Phac/o
- Acous/o
- Acoust/o
- Audi/o
- Audit/o
- Pinn/I
- Myring/o
- Labyrinth/o
- Anis/o
- Mon/o
- Tars/o

- -ologist
- -metrist
- -ic
- -ar
- -ory
- -tic
- -ion
- -ectomy
- -otomy
- -rrhaphy
- -plsaty
- -rrhea
- -rrhagia
- -centesis

Chapter 11

Cover Picture

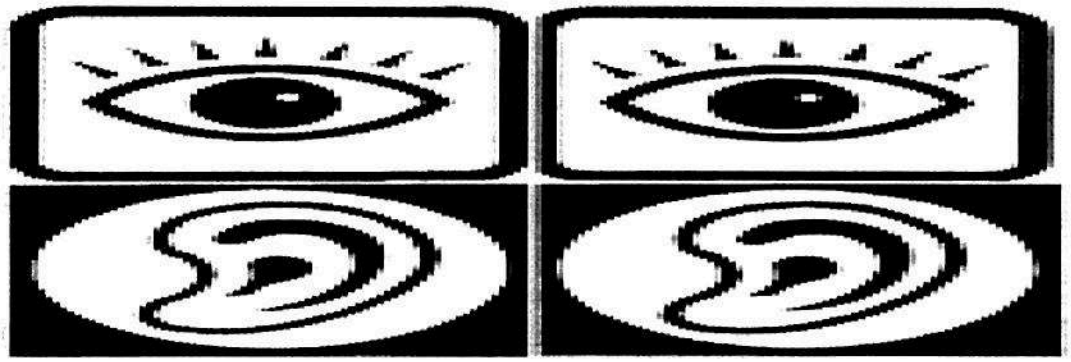

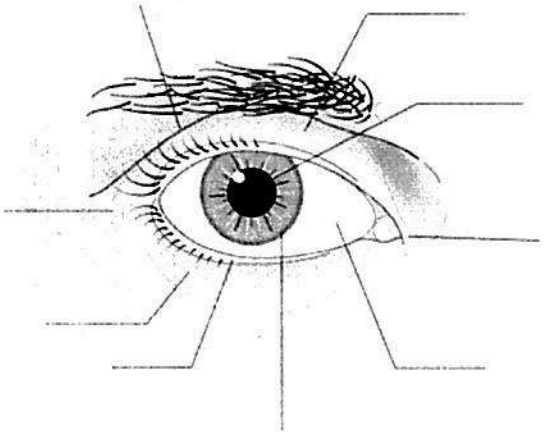

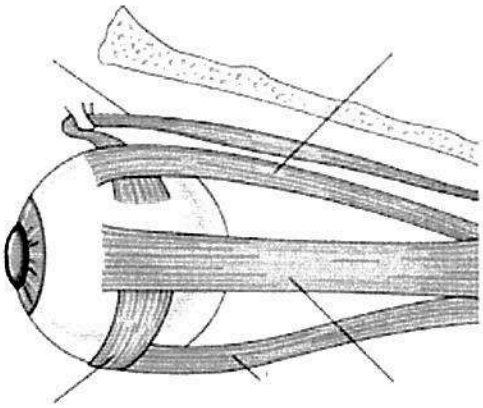

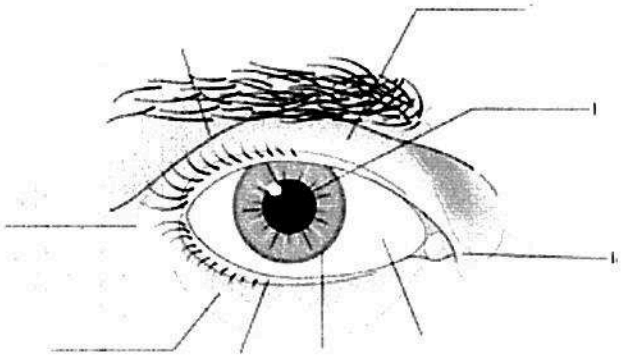

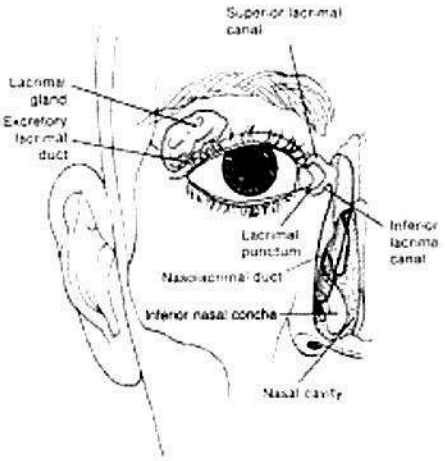

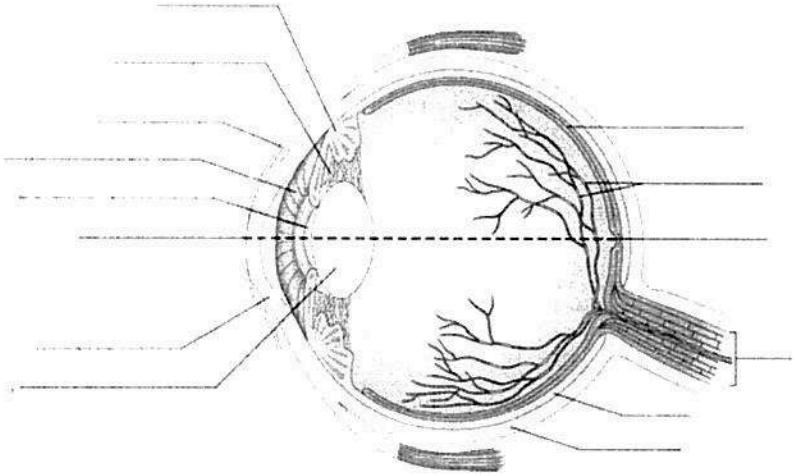

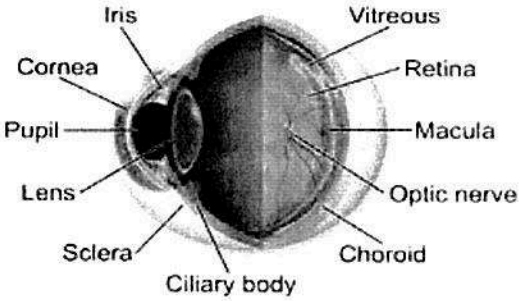
Iris
Vitreous
Cornea
Retina
Pupil
Macula
Lens
Optic nerve
Sclera
Choroid
Ciliary body

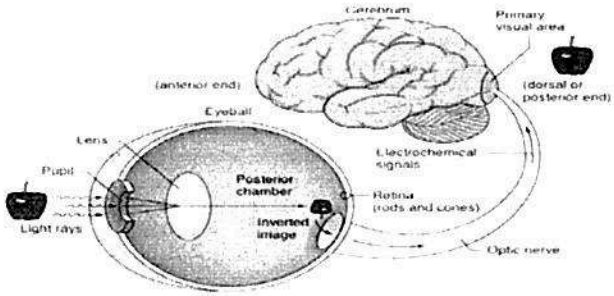
Cerebrum
Primary visual area
(anterior end)
(dorsal or posterior end)
Eyeball
Lens
Pupil
Posterior chamber
Electrochemical signals
Retina (rods and cones)
Inverted image
Light rays
Optic nerve

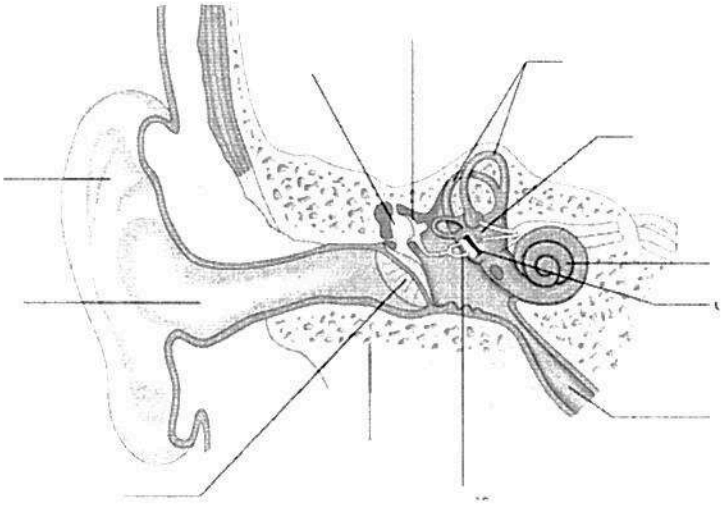

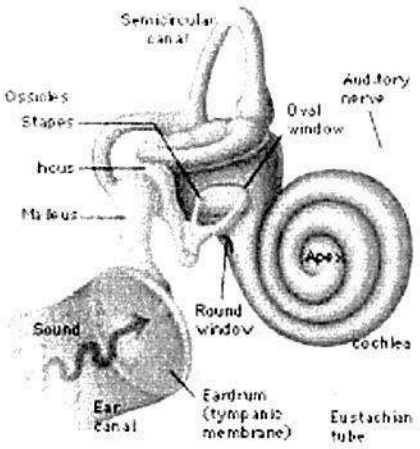
Semicircular canal
Ossicles
Stapes
Incus
Malleus
Oval window
Auditory nerve
Apex
Round window
Sound
Cochlea
Ear canal
Eardrum (tympanic membrane)
Eustachian tube

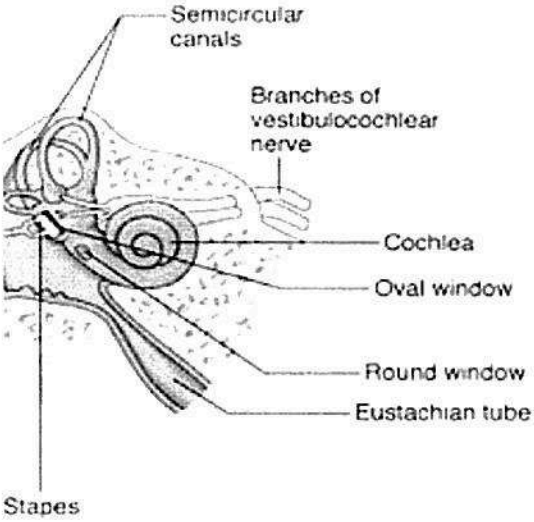
Semicircular canals
Branches of vestibulocochlear nerve
Cochlea
Oval window
Round window
Eustachian tube
Stapes

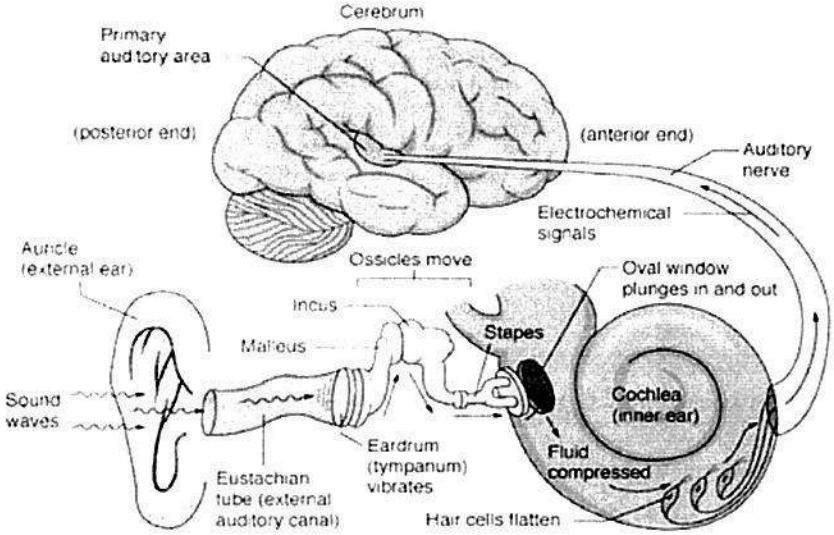
Cerebrum
Primary auditory area
(posterior end)
(anterior end)
Auditory nerve
Electrochemical signals
Auricle (external ear)
Ossicles move
Oval window plunges in and out
Incus
Stapes
Malleus
Sound waves
Cochlea (inner ear)
Eardrum (tympanum) vibrates
Fluid compressed
Eustachian tube (external auditory canal)
Hair cells flatten

Chapter 13 - Endocrine System Vocabulary/Abbreviations List

- acr/o
- adren/o
- crin/o
- -dipsia
- gonad/o
- -ism
- pancreat/o
- parathyroid/o
- pineal/o
- pituitar/o
- poly-
- somat/o
- thym/o
- thyr/o, thyroid/o
- -tropin
- ACTH
- ADH
- DI
- FSH
- GH
- HCG
- LH
- PGH
- PTH
- TRH
- TSH

Chapter 13
Word Parts

Glue this area to your notebook

This is the rest of the word parts that are discussed in chapter 1. You will see these throughout medical terminology. It would be best to define and memorize these terms.

- Endo-
- Hyper-
- Hypo-
- Toxic
- Calc
- Glyc
- Insulin
- Mast

- Pituit/o
- Melan/o
- Gynec/o

- -pathy
- -megaly
- -uria
- -osis
- -emia
- -it is
- -ectomy
- -algia
- -oma
- -ia

Chapter 13

Cover Picture

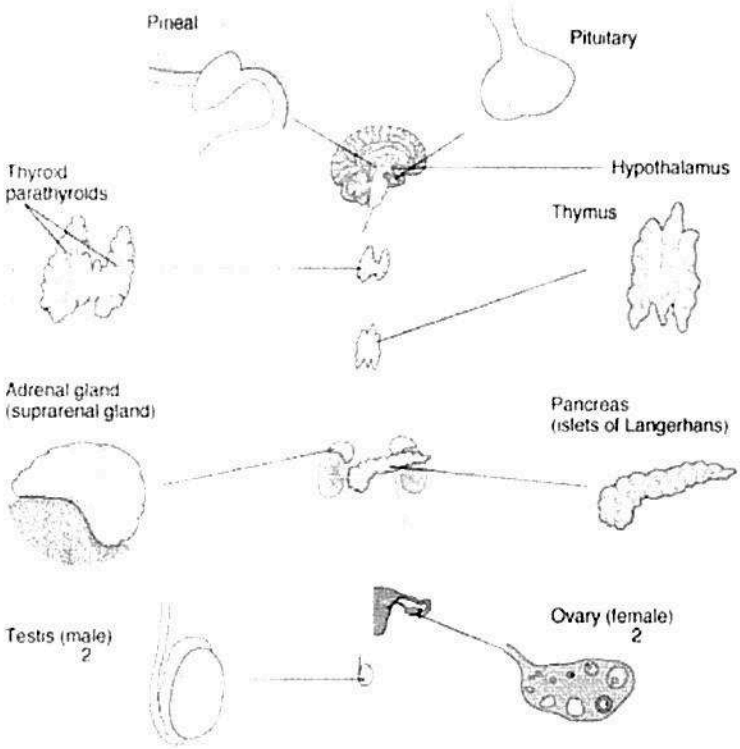

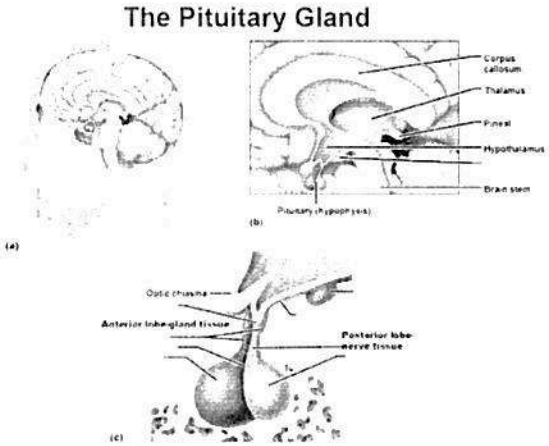

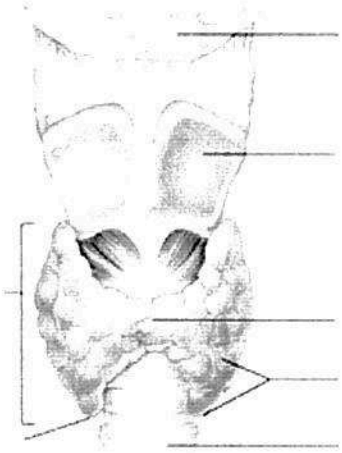

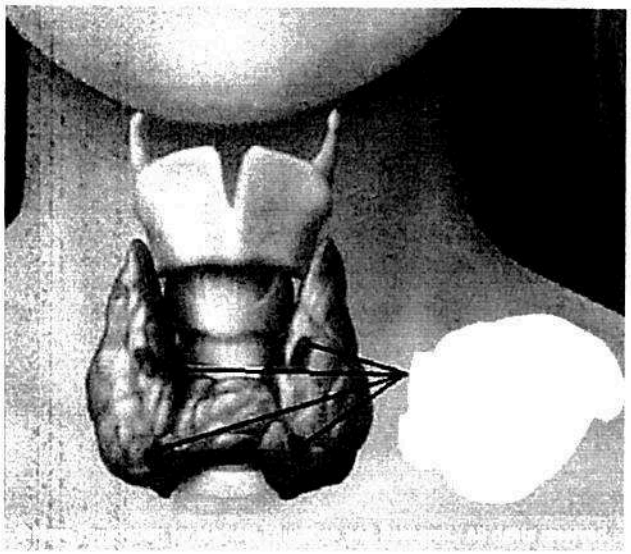

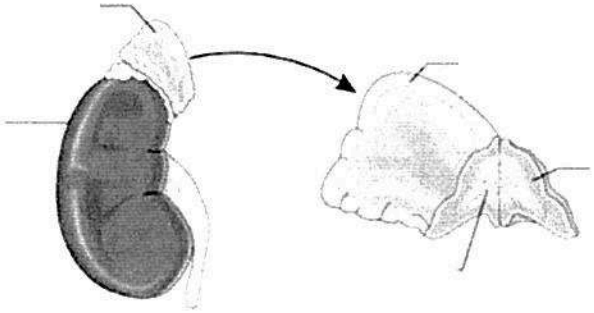

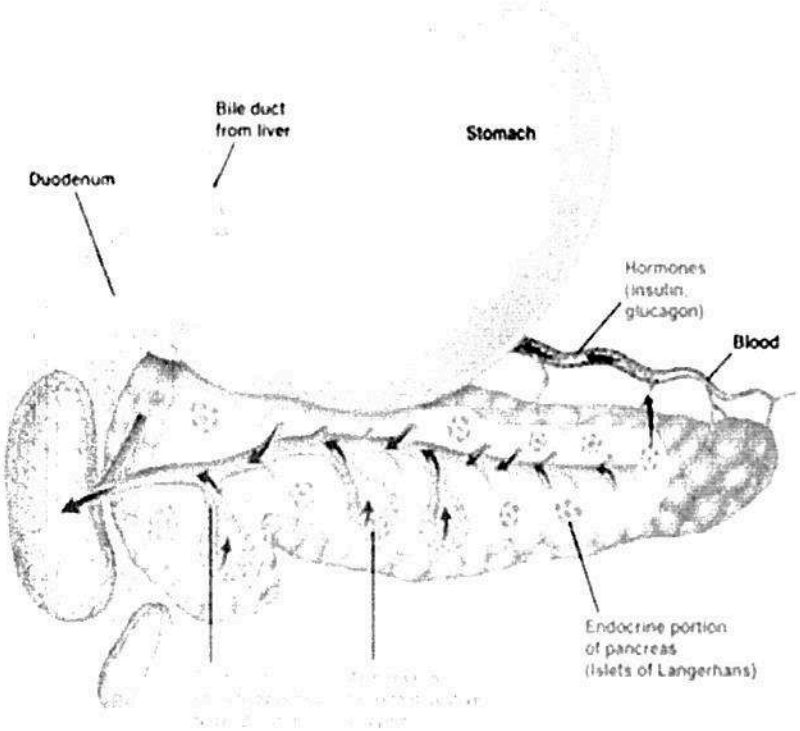
Bile duct
from liver
Stomach
Duodenum
Hormones
(insulin,
glucagon)
Blood
Endocrine portion
of pancreas
(Islets of Langerhans)

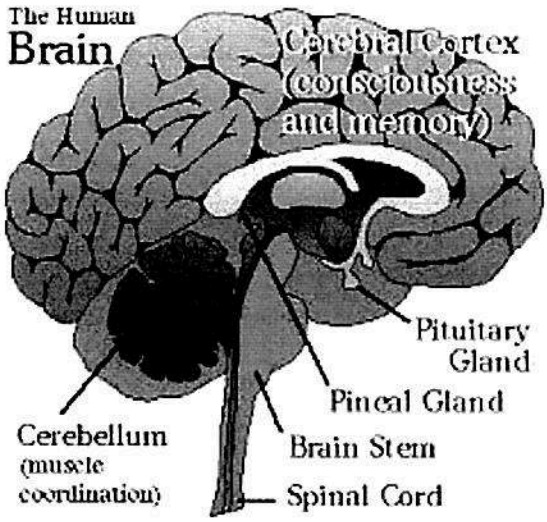
The Human
Brain
Cerebral Cortex
(consciousness
and memory)
Pituitary
Gland
Pineal Gland
Cerebellum
(muscle
coordination)
Brain Stem
Spinal Cord

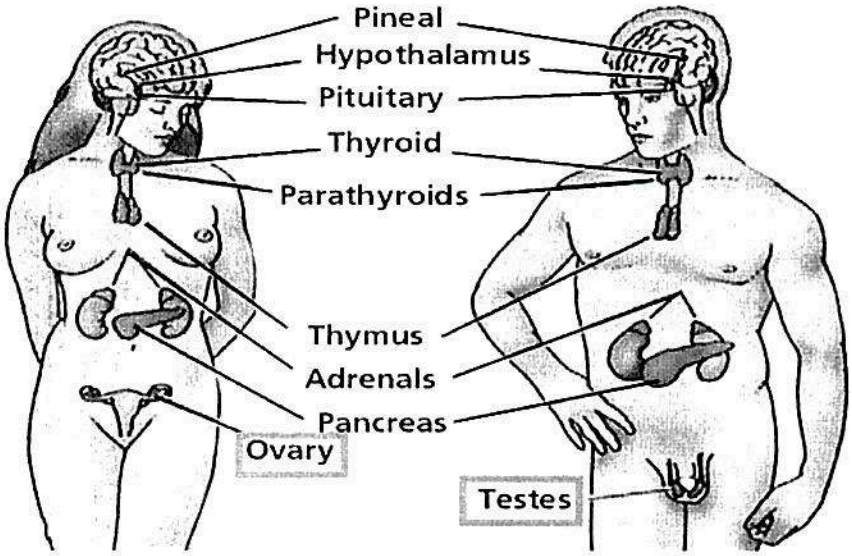
Pineal
Hypothalamus
Pituitary
Thyroid
Parathyroids
Thymus
Adrenals
Pancreas
Ovary
Testes

Chapter 14 - Reproductive System Vocabulary/Abbreviations List

- cervic/o
- colp/o
- episi/o
- -gravida
- gynec/o
- mamm/o
- men/o
- metr/o
- nulli-
- oophor/o
- orchid/o
- ov/o
- -pexy
- prostat/o
- salping/o
- AIDS
- L&D
- BPH
- EDC
- circ
- D&C
- DOB
- DOC
- GYN
- OB
- HPV
- IVF
- PCOS
- PMS
- STD

Chapter 14
Word Parts

Glue this area to your notebook

This is the rest of the word parts that are discussed in chapter 1. You will see these throughout medical terminology. It would be best to define and memorize these terms.

- Ur
- Balan-
- An-
- Epididym
- Hydro
- Cele
- Test
- A-
- Zoo
- Sperm
- Vagin
- Fimbri
- Peri-
- Endo
- Ped
- Ante-
- Flex

- Orch/o
- Test/I
- Test/o
- Testicul/o
- Ovari/o
- Hyster/o
- Mertri/o
- Placent/o
- Crypt/o
- Varic/o
- Olig/o
- My/o
- Py/o
- Retr/o
- Men/o

- -ologist
- -it is
- -ism
- -ia
- -rrhea
- -ectomy
- -osis
- -al
- -um
- -arche
- -pause
- -iatrics
- -rrhexis
- -salpinx
- -ion
- -version

Chapter 14

Cover Picture

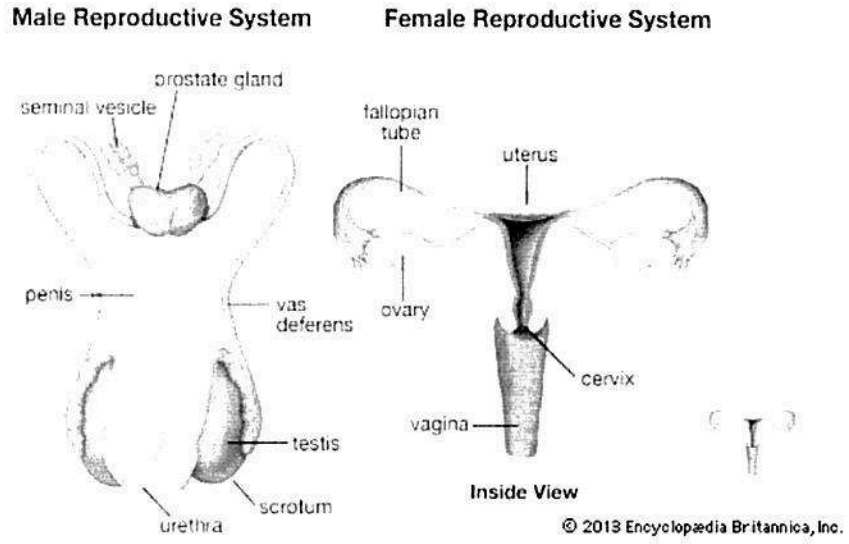

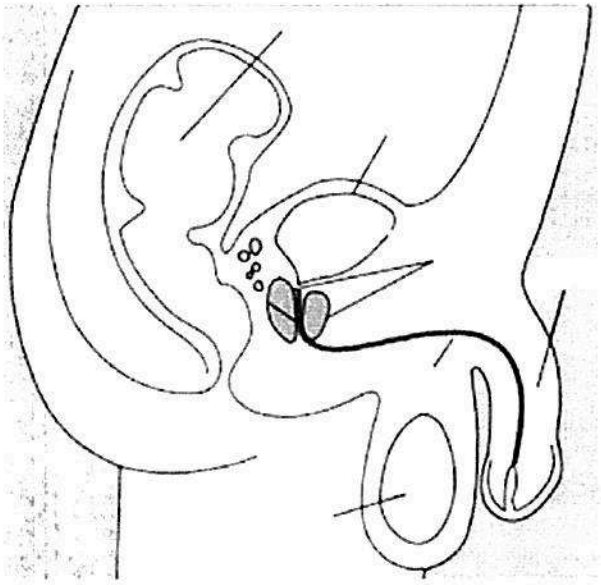

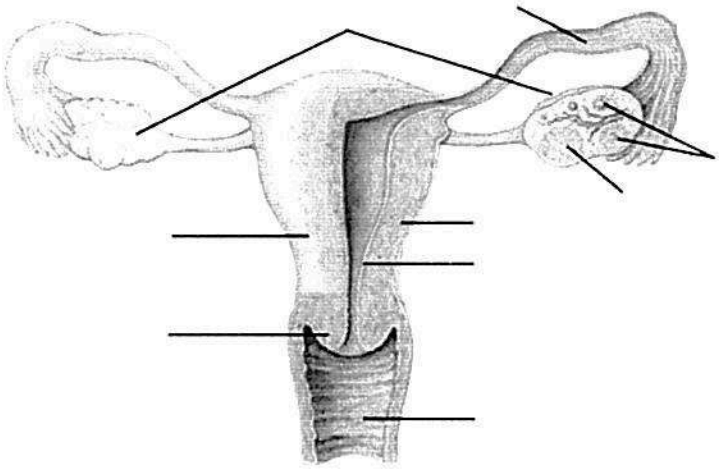

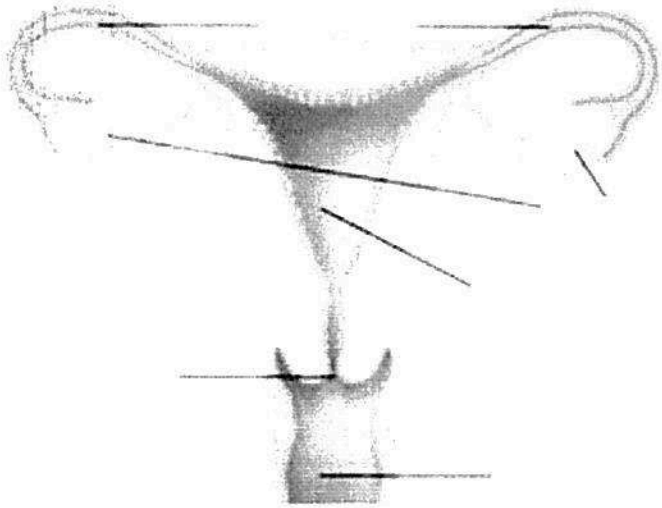

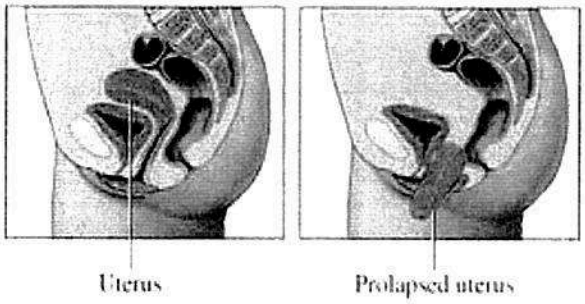
Uterus
Prolapsed uterus

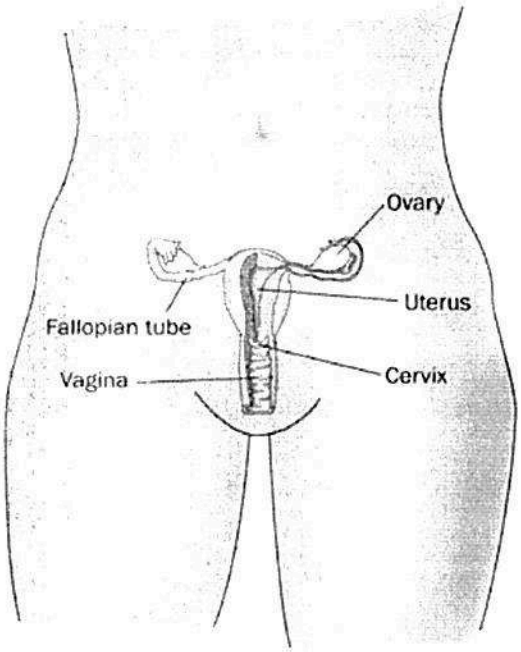
Ovary
Uterus
Fallopian tube
Vagina
Cervix

Chapter 12 - Integumentary System Vocabulary/Abbreviations List

- albin/o
- bi/o
- derm/o, dermat/o
- erythr/o
- hidr/o
- kerat/o
- lip/o
- melan/o
- myc/o
- onych/o
- pedicul/o
- pil/o
- rhytid/o
- seb/o
- xer/o
- UV
- NF
- PS
- sub-Q

Chapter 12
Word Parts

Glue this area to your notebook

This is the rest of the word parts that are discussed in chapter 1. You will see these throughout medical terminology. It would be best to define and memorize these terms.

- An-
- Hyper-
- Hirsut
- Alopec
- Crypt
- Dys-
- Chrom
- Erythem
- Prurit
- Purpur
- Urtic
- Granul
- Papill
- Trans-
- Epitheli
- Koil-

- Cutane/o
- Pil/I
- Ungu/o
- Sclrea/o
- Rhin/o

- -ous
- -osis
- -ologist
- -plasty
- -rrhea
- -ism
- -ia
- -phagia
- -edema
- -us
- -a
- -aria
- -oma
- -oid
- -phyma
- -al
- -opsy

Chapter 12

Cover Picture:

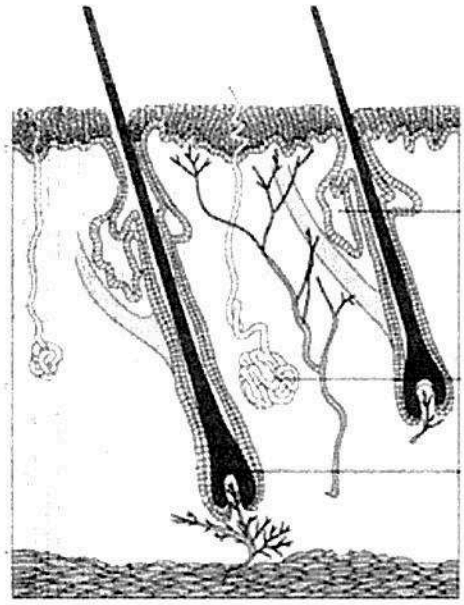

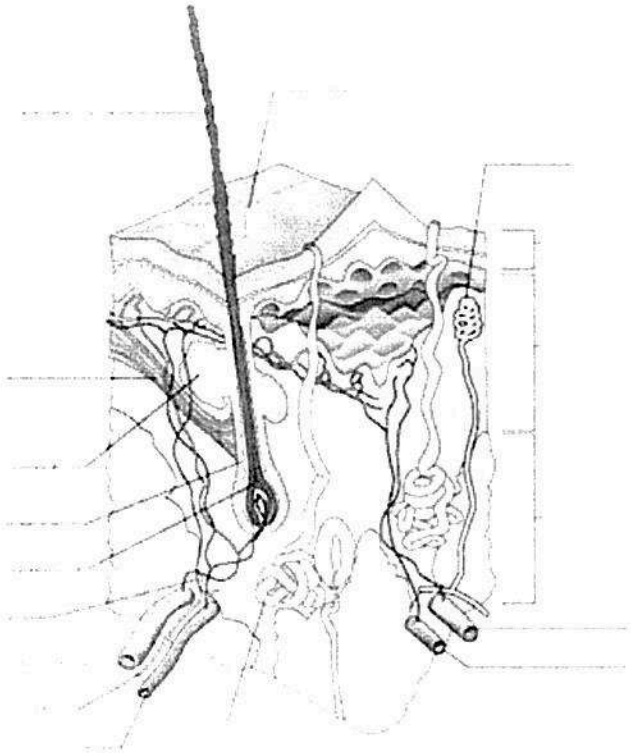

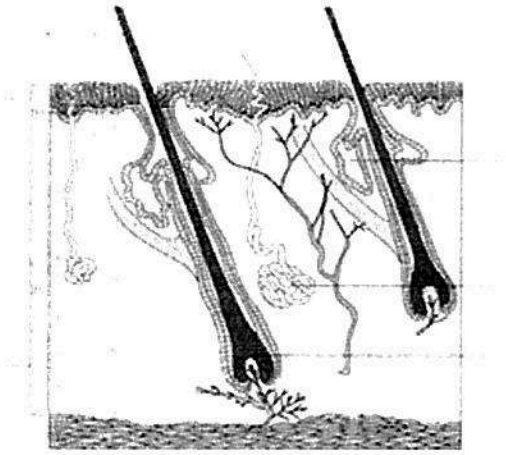

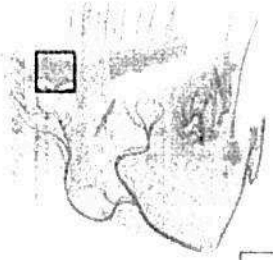

The Structure of the Epidermis

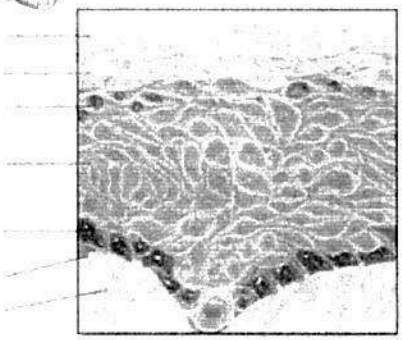

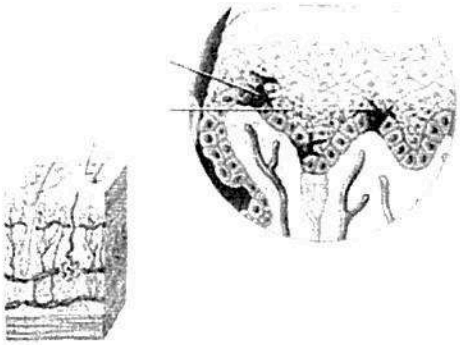

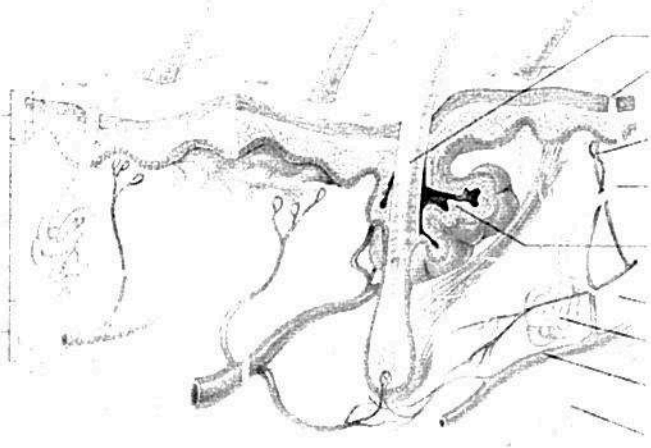

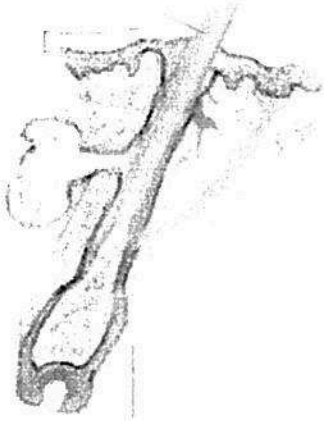

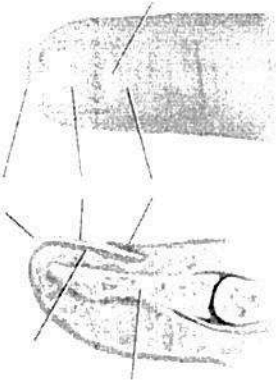

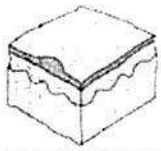

A **papule** is a small solid raised lesion that is less than 0.5 cm in diameter

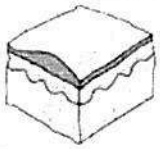

A **plaque** is a solid raised lesion that is greater than 0.5 cm in diameter

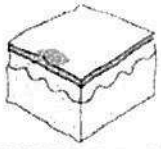

A **macule** is a flat discolored lesion that is less than 1 cm in diameter



A **patch** is a flat discolored lesion that is greater than 1 cm in diameter

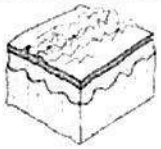

A **scale** is a flaking or dry patch made up of excess dead epidermal cells

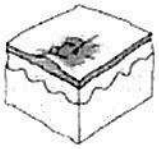

A **crust** is a collection of dried serum and cellular debris

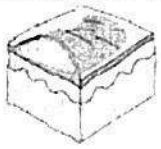

A **wheal** is a smooth, slightly elevated swollen area that is redder or paler than the surrounding skin. It is usually accompanied by itching

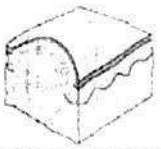

A **cyst** is a closed sack or pouch containing fluid or semisolid material

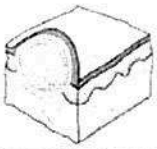

A **pustule** is a small circumscribed elevation of the skin containing pus

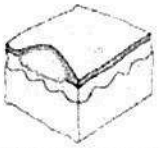

A **vesicle** is a circumscribed elevation of skin containing fluid that is less than 0.5 cm in diameter

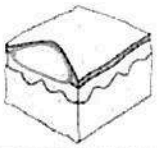

A **bulla** is a large vesicle that is more than 0.5 cm in diameter

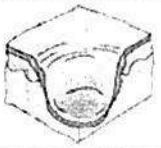

An **ulcer** is an open sore or erosion of the skin or mucous membrane resulting in tissue loss



A **fissure** of the skin is a groove or crack-like sore

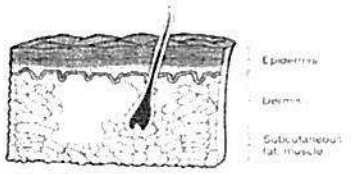

Skin Red, Dry

Superficial, First degree

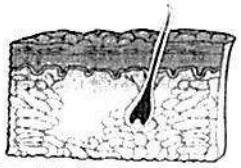

Blistered, Skin Moist, Pink or Red

Partial Thickness, Second degree

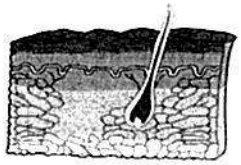

Charring, Skin Black, Brown, Red

Full thickness, Third degree