


In the Classroom: Lesson # 2

Objectives: TLWBAT

- Identify classroom objects by pointing them out.
- Name classroom objects.
- Read the names of each classroom object.
- Provide examples of classroom object's functions.

Activities

- Build vocabulary by practicing the words from the word bank.
- Point to and say the names of five classroom objects in the classroom.
- Have the students repeat while pointing / touching / holding classroom objects.
- Distribute the classroom object handout and have the student color the ones learned in class, page 12.
- Model writing sample sentences using demonstrative articles. i.e. "This is a pencil.", "Here is a door.", or "That is a computer."
- Cut and paste the classroom objects learned in class onto a construction paper to develop a "Classroom map".





Extended Activities

- Ask questions about classroom objects using different levels of Bloom's Taxonomy with "Can and Where".
 - Can you show me the door?
 - Where is the pencil sharpener?
 - What do you do with a pencil?
 - Do you have the same classroom objects in your country? Are they different? Are they the same? Are they used for the same function?
- Put together a *patterned book*, page 13.
- Complete the activity sheet "In The Classroom" by counting how many of these objects you see in your classroom, page 14.

Homework

- Draw five objects that you see at home. Write or complete a simple sentence for two objects.
- Compare and contrast your school with your parent's school. Use page 15.
- Complete the activity sheet "Classroom Objects", page 16.

Assessment

- **Oral:** What is this? What is that?
- **Written:** Write two simple sentences about classroom objects.



In The Classroom

Lesson # 2



Word Bank

board

boys

cart

teacher's desk

glue

chalk

door

computer

file cabinet

posters

notebook

dictionary

hall pass

teacher

flag

girls

pencil sharpener

student's desk

ruler

wastebasket

crayons

printer

drawer

overhead projector

folder

pen

clock

student

bookshelf

globe

chair

scissors

board

window

markers

monitor

books

screen

eraser

pencil


table

floor



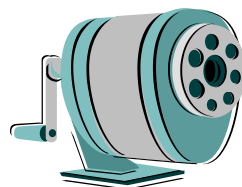
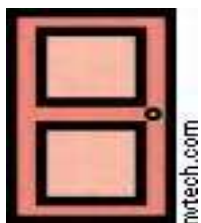

ceiling




book




notebook






Here is a desk.

1




Here is a window.




Here is a door.

3




Here is a bookcase.



Here is a flag.

5



Here is a classroom!

© Hampton-Brown Books. All rights reserved.


In The Classroom




Welcome to our
classroom! I'm your teacher.
Let me show you around.




___ desk




___ board



___ wastebasket




___ chair




___ table



___ computer



___ door



___ window



___ bookshelf



___ clock



___ flag



___ boys



___ girls



___ globe

COMPARE AND CONTRAST


YOUR SCHOOL



--

PARENT'S SCHOOL

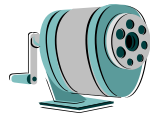




Classroom Objects

Fill in the blanks. Use words from the Word Bank.

1. This is a _____.



2. This is a _____.



3. This is a _____.



4. These are _____.



5. This is a _____.

7. These are _____.

8. This is a _____.

