

How do I sign up for a Canvas account as a parent?

Parents can sign up as an observer in Canvas. Observers can link their Canvas account to their student's account so they can see assignment dues dates, announcements, and other course content. Observers can view the course content but cannot participate in the course.

This lesson is for parents who do not have a Canvas account and want to observe their students in their courses. In order to create a Canvas account, you will need the Canvas URL <https://haverford.instructure.com>

Notes:

If the registration banner is not available in the login page, the institution has not enabled this feature. Please contact your student's institution for assistance. The registration banner is enabled through Canvas authentication.

- To observe a student, you must have a [student pairing code](#).
Once you have an account, you may be able to view student information through the Canvas Parent app. Access to the Canvas Parent app is controlled by the student's institution. If you
- already have an account from your student's institution as an observer, you can always view
- student information through the Canvas Parent app.


Open Canvas URL



haverford.instructure.com

In a browser window, enter your institution's Canvas URL (haverford.instructure.com).

Create Canvas Account

**CANVAS**
FREE FOR TEACHER

[Need a Canvas Account?
Click Here, It's Free!](#)
[Browse courses](#)







Email

Password

☐ Stay signed in

Log In

[Forgot Password?](#)



[Help](#) [Privacy Policy](#) [Acceptable Use Policy](#) [Facebook](#) [Twitter](#)

INSTRUCTURE

Enter Signup Details

Parent Signup

×

Your Name

1

Your Email

2

Password

3

Re-enter Password

4

Student Pairing Code

What is a pairing code?

5

6

☐ You agree to the [terms of use](#) and acknowledge the [privacy policy](#).

7

Cancel

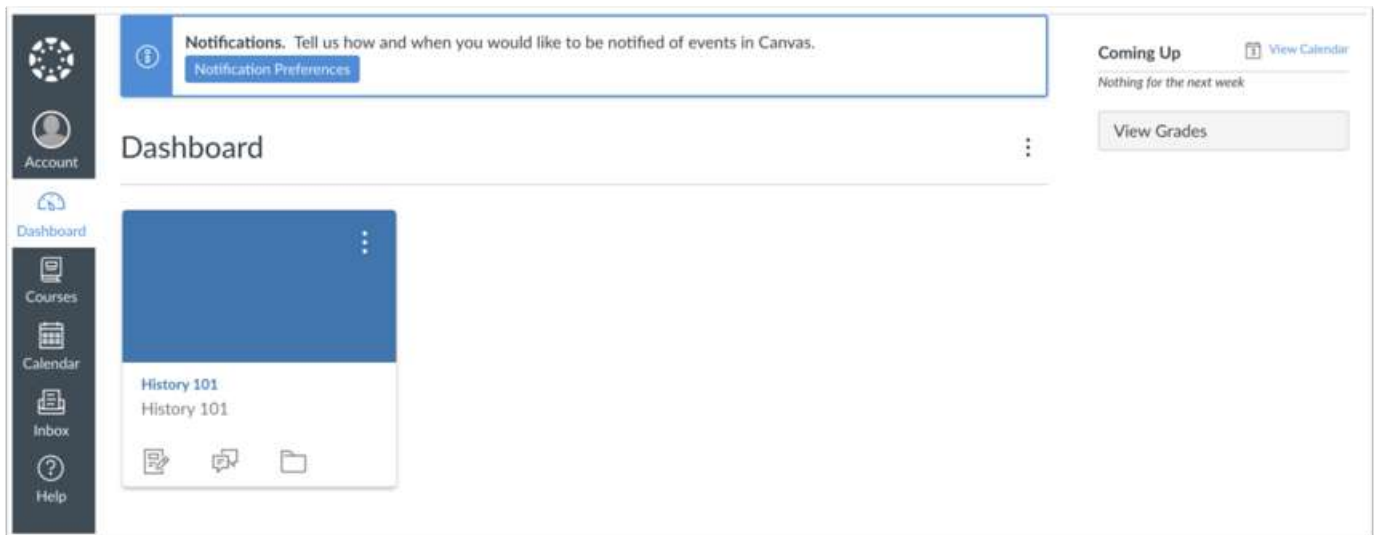
Start Participating

Enter the following information:

1. Enter your name in the **Your Name** field.
2. Enter your email in the **Your Email** field.
3. Enter your password in the **Password** field.
4. Re-enter your password in the **Re-enter Password** field.
5. Enter a pairing code to link your account to your student in the **Student Pairing Code** field.
6. Agree to the terms of use by clicking the **You agree to the terms of use** checkbox.
7. Click the **Start Participating** button.

Note: Students can generate pairing codes from their User Settings. Depending on institution permissions, admins and instructors may also be able to generate pairing codes.

Begin Observing



You can begin observing your student in Canvas immediately.

Learn how to observe additional students in your account.

Learn how to modify your Canvas notification preferences.