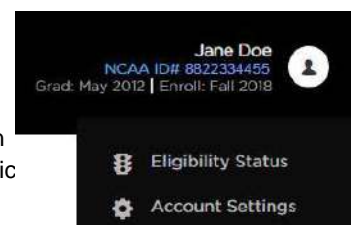


## How to request final amateurism certification

You will be able to request your final amateurism several months prior to the date you intend to enroll for the first time in an NCAA Division I or Division II member institution.

- **Enrolling in the Fall semester?**  
You may log in and request your final amateurism certification *on or after April 1* of that year.
- **Enrolling in the Winter/Spring semester?**  
You may log in and request your final amateurism certification *on or after October 1*.

Remember, your enrollment period should reflect your first full-time enrollment at an NCAA Division I or Division II member institution, and can be [updated](#) at any time. To update this field in your account, select Account Settings from the menu (as shown at right) and continue to the Basic screen, where graduation and enrollment dates are editable on the second page.




### Only Certification Accounts can request final amateurism certification.

If you currently have a Profile page and wish to pursue a Division I or II path, you will be able to transition your Profile Page to a Certification Account from the Dashboard.

### To request final amateurism certification, please follow these steps:

1. Log in to your NCAA Eligibility Center account at [eligibilitycenter.org](http://eligibilitycenter.org). You will be taken to your Dashboard.



#### Already logged in on your laptop or tablet?

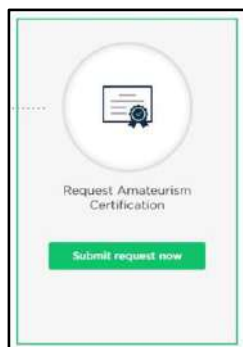
Select Dashboard from the menu on the left-hand side of the screen.



#### Already logged in on your phone?

Scroll to the bottom and click Return to Dashboard.

2. Check your progress on your Dashboard. The first circle (Account Creation) must be complete prior to requesting your amateurism certification.
3. Ensure you have completed all assigned amateurism-related tasks in your task list.
  - You may have tasks open in the second circle (Send Test Scores and Transcripts) and still request your amateurism certification.



4. In the third box on your Dashboard, select the green "Submit request now" button, as shown at right.
5. Select the button for the sport you want to request amateurism.
6. You may request your final amateurism certification even if you are not being recruited by an NCAA Division I or II school. However, we may wait to begin your certification until after an NCAA Division I or II school adds you to their Institutional Request List (IRL). Please provide the school(s) recruiting you with your NCAA ID number.
7. **Tip:** If you changed your enrollment period after requesting final certification, you will need to return to the Dashboard and re-request final amateurism for each sport in the third box. If you have not requested final amateurism in the past, follow the timeline above.