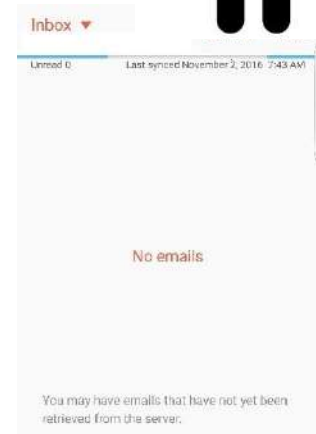


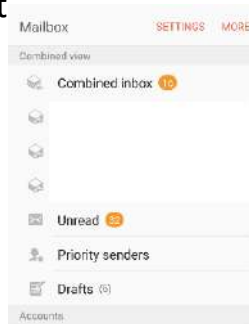
How to add your Student School Email to an Android Native Email System



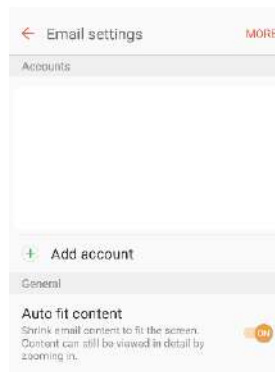
1. Open the Native Email App
2. Press the “Inbox” dropdown button at the top of the screen



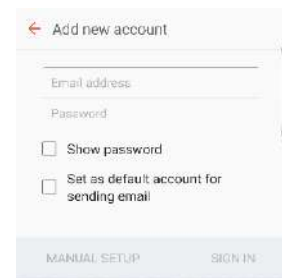
3. Select “Settings” on the top right



4. Select “Add Account”



5. Type in your full school address (jsmith21@csh.k12.ny.us) and your password in the respective fields
 - A. Your school computer account and email have the same password.
 - B. Note: Your school email account is operated by Google.



6. Select “Sign In”

Android devices also have a Gmail app, specifically for google accounts. This should come preinstalled on all android devices, otherwise it can be easily found by searching the Google App Store.