
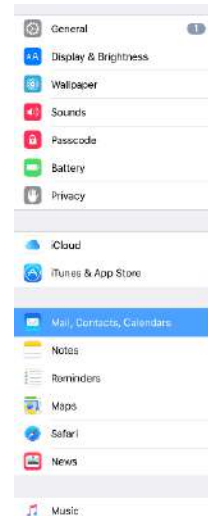


# How to add your Student School Email to an iOS (Apple) device



Note: If this is the first email you are adding to this device, open the native Mail app and skip to step 3, otherwise

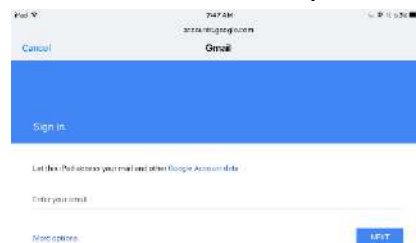
1. Open the Settings app 
2. Select Mail, Contacts, Calendars



3. From the list of email providers, choose Google
  - a. Note: Your school email account is operated by Google.



4. Enter your school email address (jsmith22@csh.k12.ny.us) and password
5. Click next when needed.
  - a. Your school computer account and email have the same password.



6. Press the "save" button in the top right corner
7. You are done.

