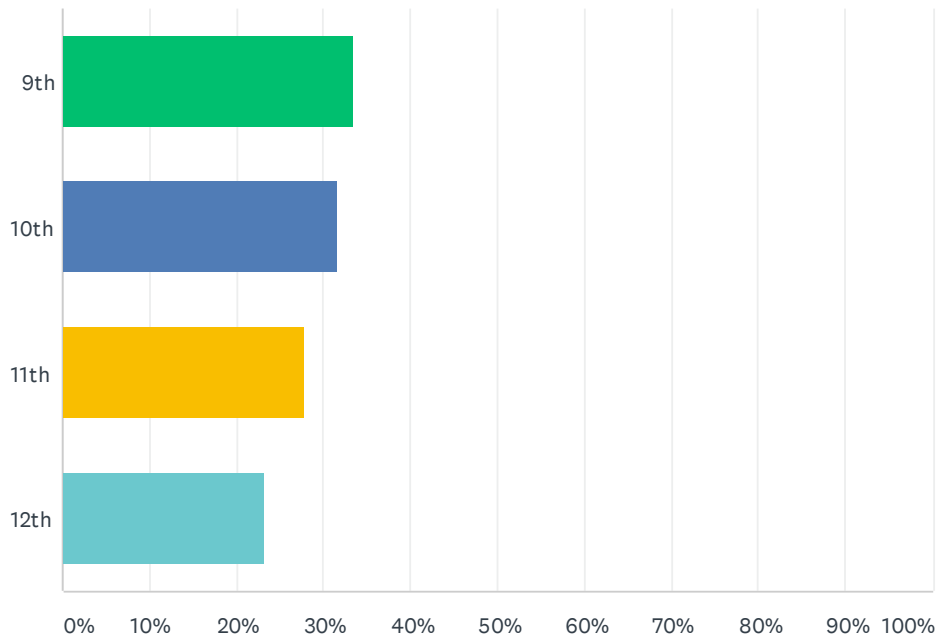


Q1 Please select the appropriate grade level(s) for your child(ren) at Allendale High School (select all that apply).

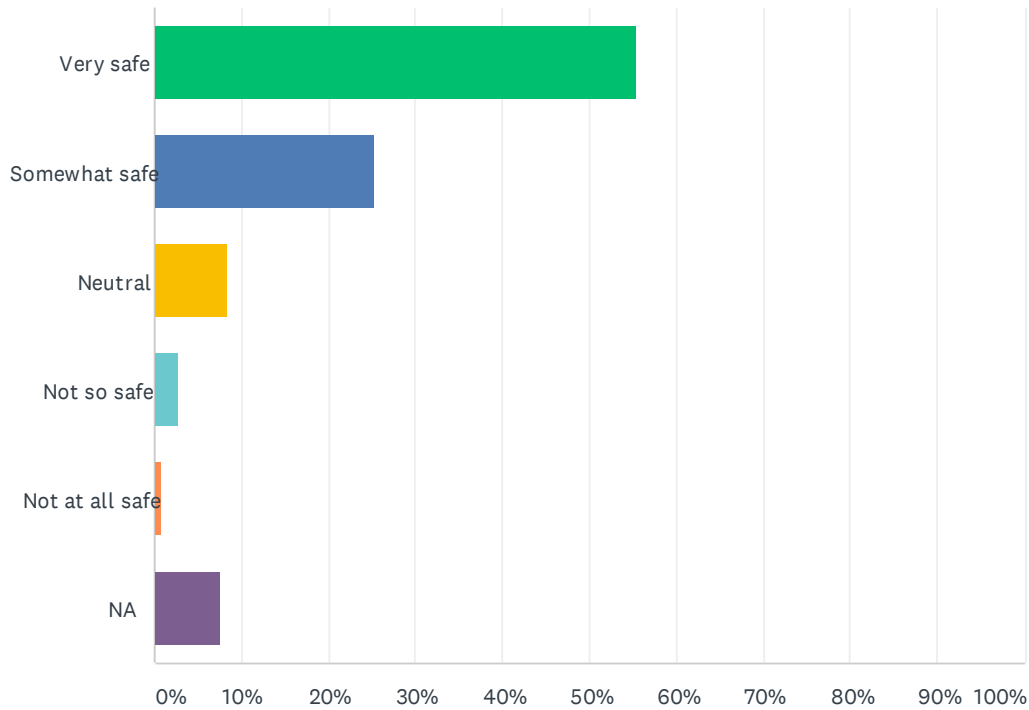
Answered: 281 Skipped: 0



| ANSWER CHOICES | RESPONSES | |
|------------------------|-----------|----|
| 9th | 33.45% | 94 |
| 10th | 31.67% | 89 |
| 11th | 27.76% | 78 |
| 12th | 23.13% | 65 |
| Total Respondents: 281 | | |

Q2 How safe does your child feel at school?

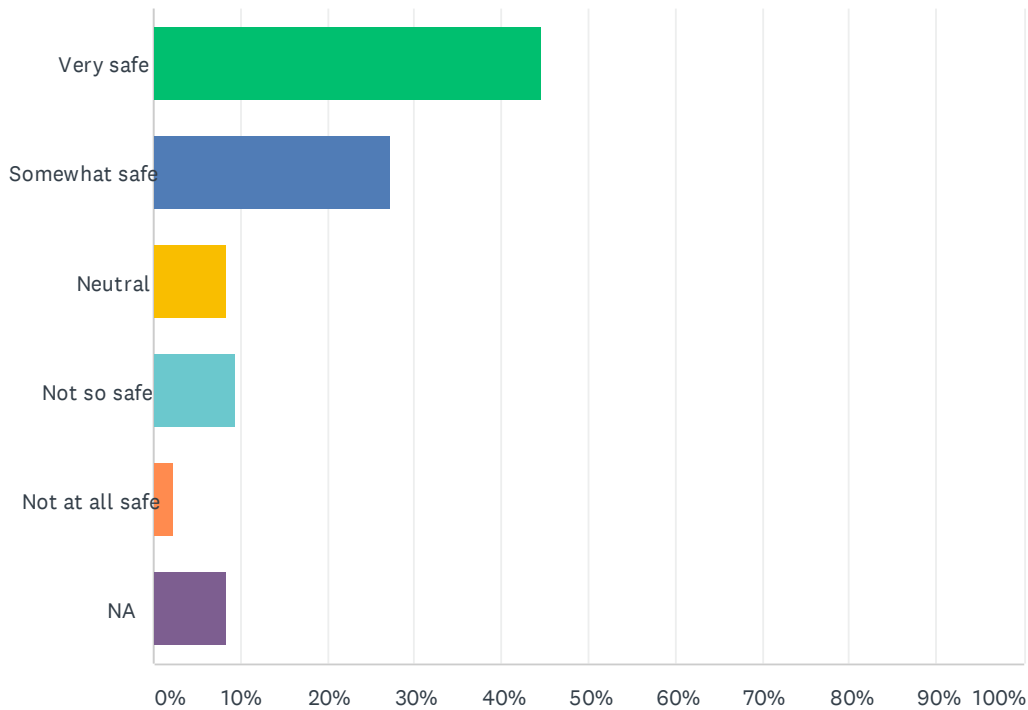
Answered: 265 Skipped: 16



| ANSWER CHOICES | RESPONSES | |
|-----------------|-----------|-----|
| Very safe | 55.47% | 147 |
| Somewhat safe | 25.28% | 67 |
| Neutral | 8.30% | 22 |
| Not so safe | 2.64% | 7 |
| Not at all safe | 0.75% | 2 |
| NA | 7.55% | 20 |
| TOTAL | | 265 |

Q3 As a parent, how safe do you feel your child is at school regarding COVID protocols?

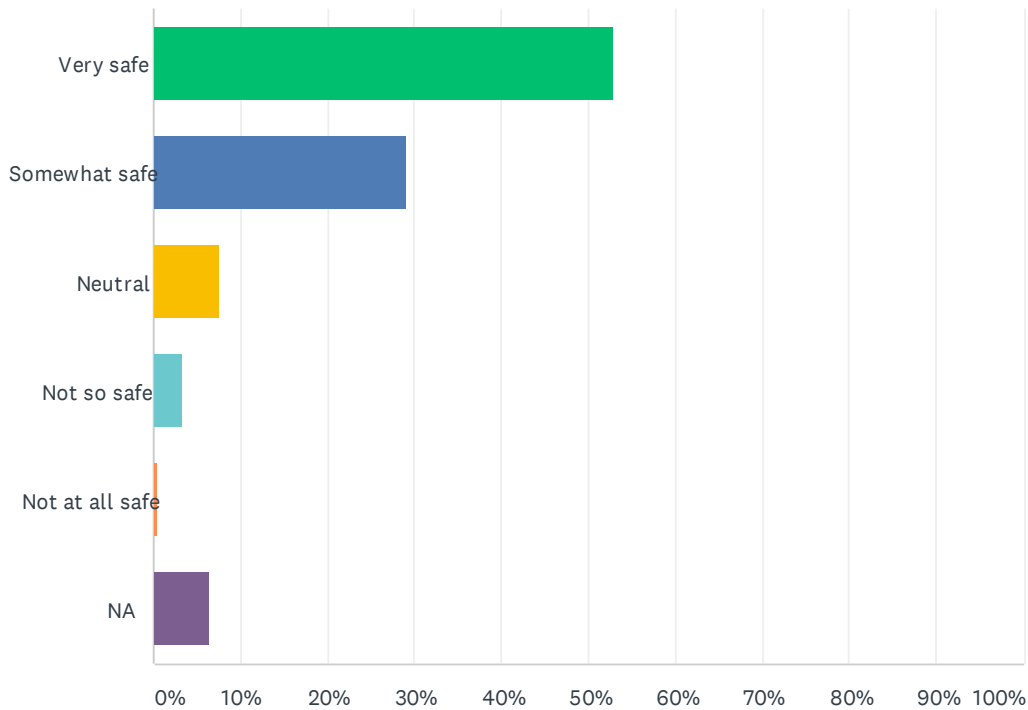
Answered: 265 Skipped: 16



| ANSWER CHOICES | RESPONSES | |
|-----------------|-----------|-----|
| Very safe | 44.53% | 118 |
| Somewhat safe | 27.17% | 72 |
| Neutral | 8.30% | 22 |
| Not so safe | 9.43% | 25 |
| Not at all safe | 2.26% | 6 |
| NA | 8.30% | 22 |
| TOTAL | | 265 |

Q4 As a parent, how safe do you feel your child is at school regarding all other safety protocols not COVID related?

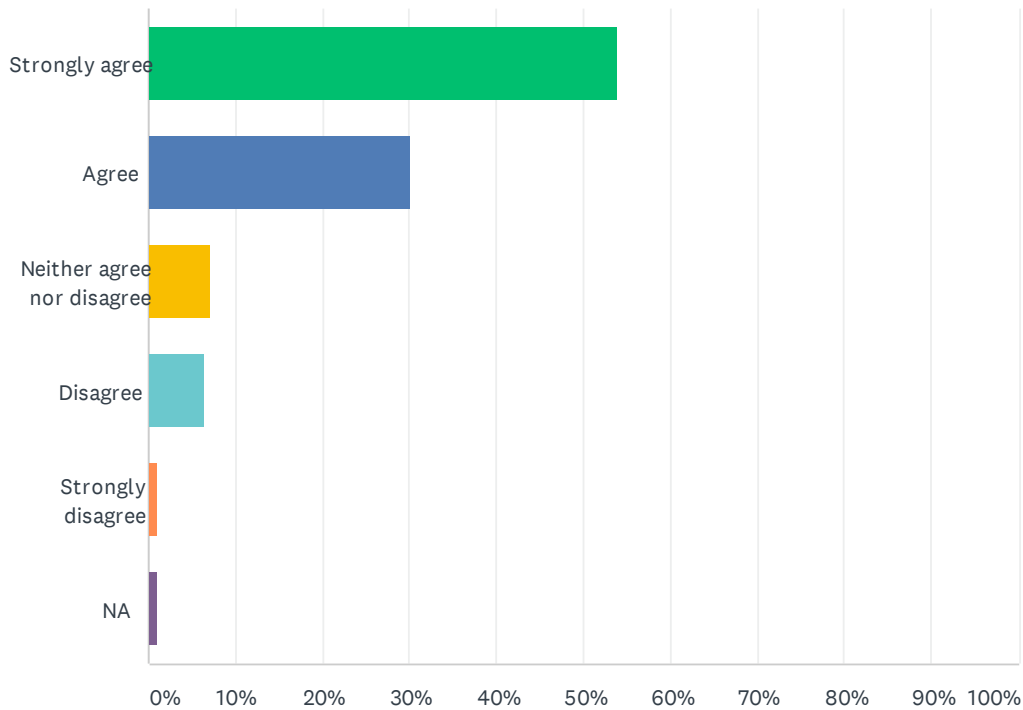
Answered: 264 Skipped: 17



| ANSWER CHOICES | RESPONSES | |
|-----------------|-----------|-----|
| Very safe | 53.03% | 140 |
| Somewhat safe | 29.17% | 77 |
| Neutral | 7.58% | 20 |
| Not so safe | 3.41% | 9 |
| Not at all safe | 0.38% | 1 |
| NA | 6.44% | 17 |
| TOTAL | | 264 |

Q5 If I had a concern with school safety, I would feel comfortable notifying administration about my concern.

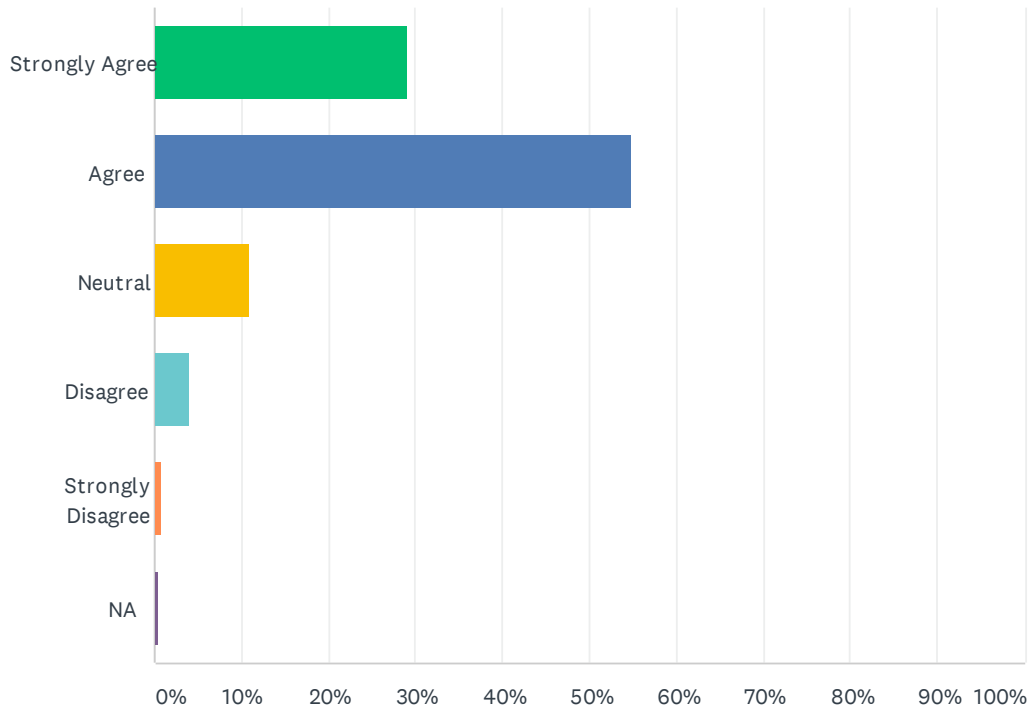
Answered: 265 Skipped: 16



| ANSWER CHOICES | RESPONSES | |
|----------------------------|-----------|------------|
| Strongly agree | 53.96% | 143 |
| Agree | 30.19% | 80 |
| Neither agree nor disagree | 7.17% | 19 |
| Disagree | 6.42% | 17 |
| Strongly disagree | 1.13% | 3 |
| NA | 1.13% | 3 |
| TOTAL | | 265 |

Q7 My child's teachers have high academic expectations for my child.

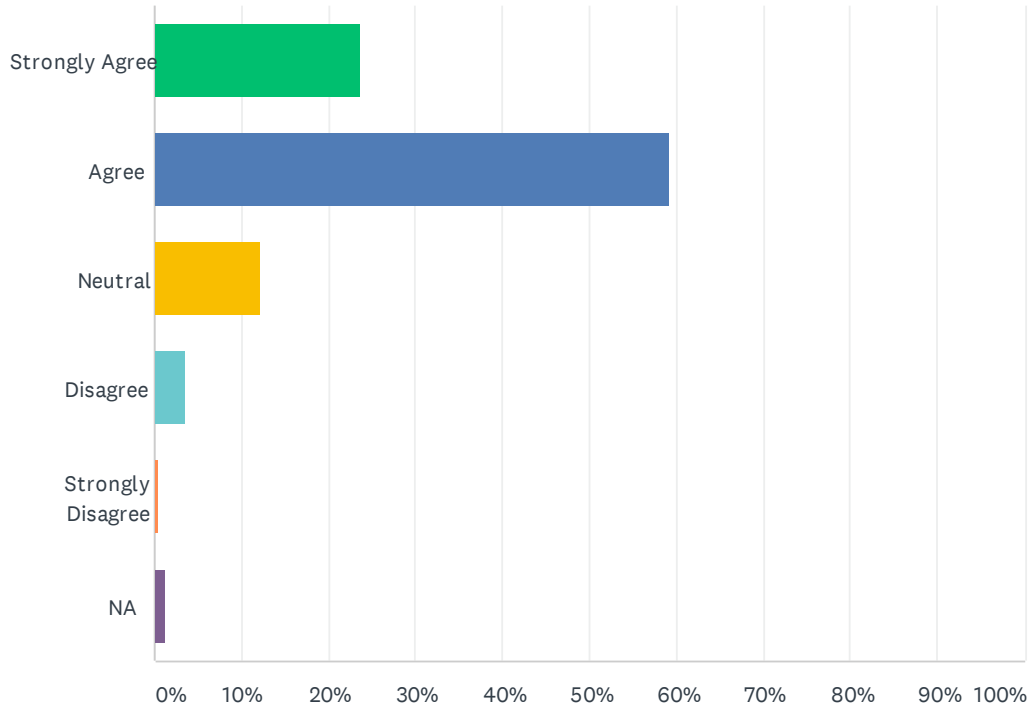
Answered: 257 Skipped: 24



| ANSWER CHOICES | RESPONSES | |
|-------------------|-----------|------------|
| Strongly Agree | 29.18% | 75 |
| Agree | 54.86% | 141 |
| Neutral | 10.89% | 28 |
| Disagree | 3.89% | 10 |
| Strongly Disagree | 0.78% | 2 |
| NA | 0.39% | 1 |
| TOTAL | | 257 |

Q8 My child's teachers are fair and consistent.

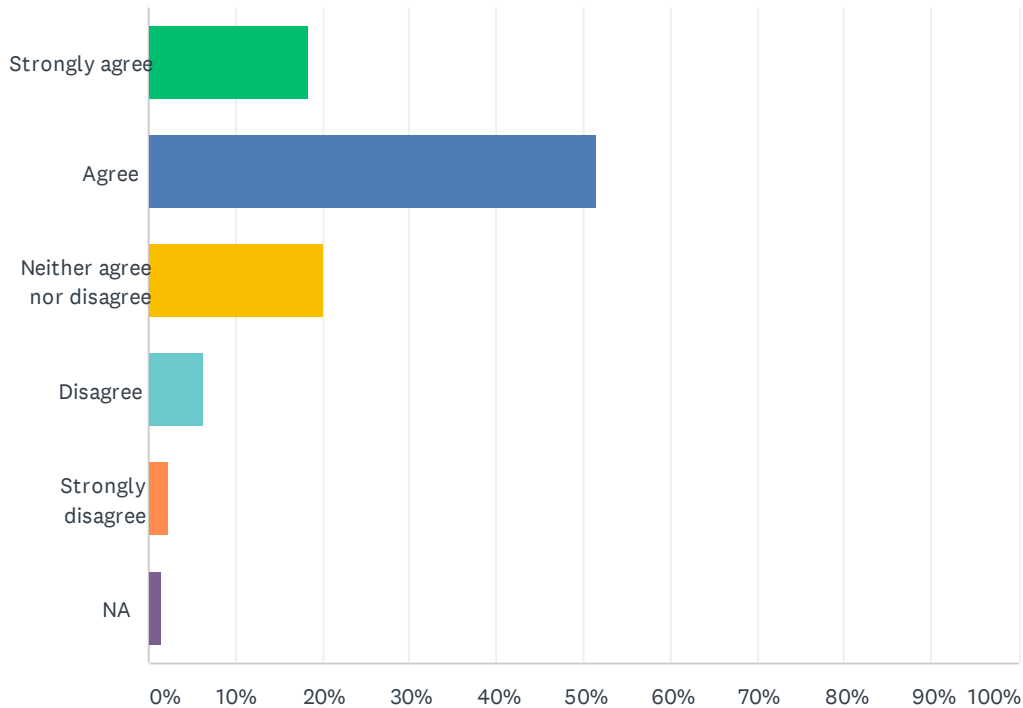
Answered: 257 Skipped: 24



| ANSWER CHOICES | RESPONSES | |
|-------------------|-----------|-----|
| Strongly Agree | 23.74% | 61 |
| Agree | 59.14% | 152 |
| Neutral | 12.06% | 31 |
| Disagree | 3.50% | 9 |
| Strongly Disagree | 0.39% | 1 |
| NA | 1.17% | 3 |
| TOTAL | | 257 |

Q9 My child's teachers communicate appropriately and effectively.

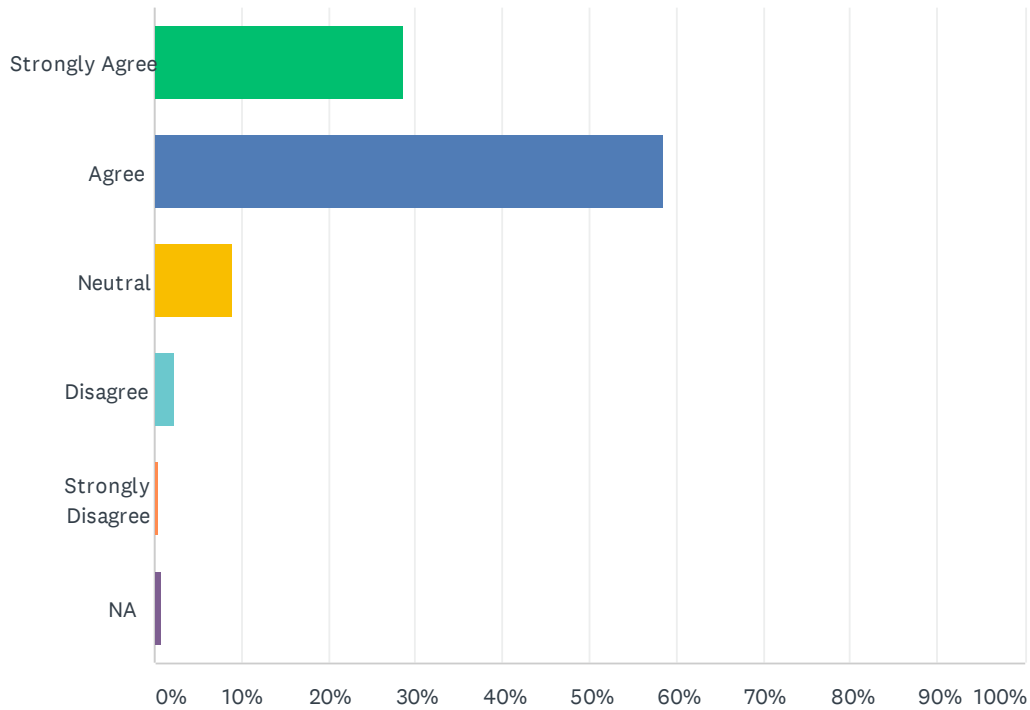
Answered: 255 Skipped: 26



| ANSWER CHOICES | RESPONSES | |
|----------------------------|-----------|-----|
| Strongly agree | 18.43% | 47 |
| Agree | 51.37% | 131 |
| Neither agree nor disagree | 20.00% | 51 |
| Disagree | 6.27% | 16 |
| Strongly disagree | 2.35% | 6 |
| NA | 1.57% | 4 |
| TOTAL | | 255 |

Q10 My child's teachers treat him/her with respect.

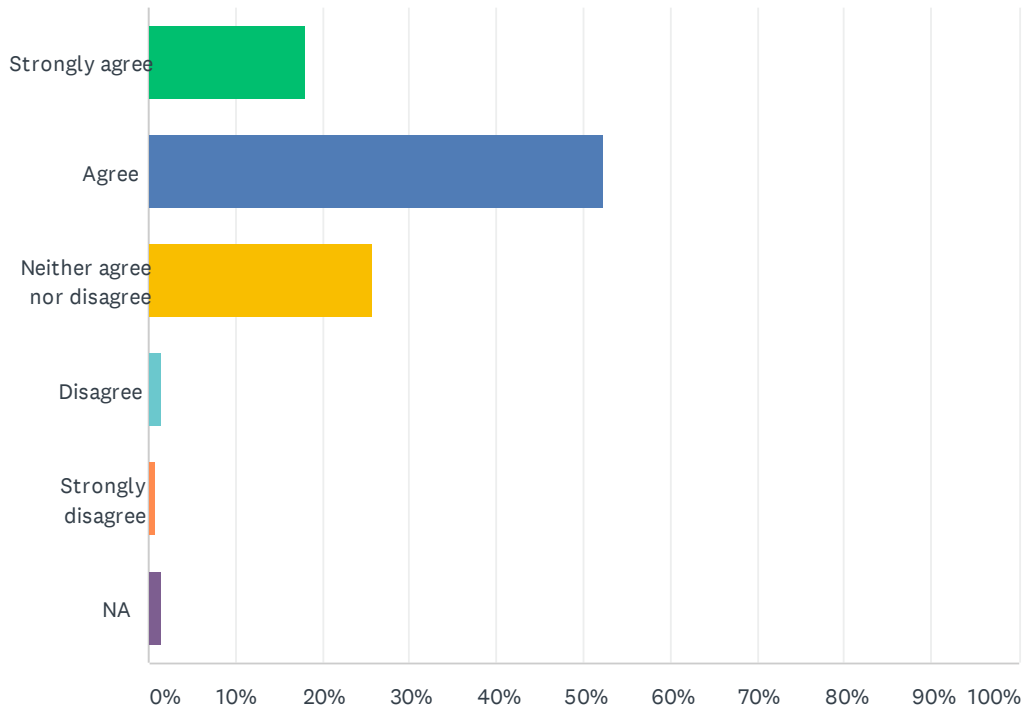
Answered: 254 Skipped: 27



| ANSWER CHOICES | RESPONSES | |
|-------------------|-----------|-----|
| Strongly Agree | 28.74% | 73 |
| Agree | 58.66% | 149 |
| Neutral | 9.06% | 23 |
| Disagree | 2.36% | 6 |
| Strongly Disagree | 0.39% | 1 |
| NA | 0.79% | 2 |
| TOTAL | | 254 |

Q11 My child's teachers are enthusiastic about teaching.

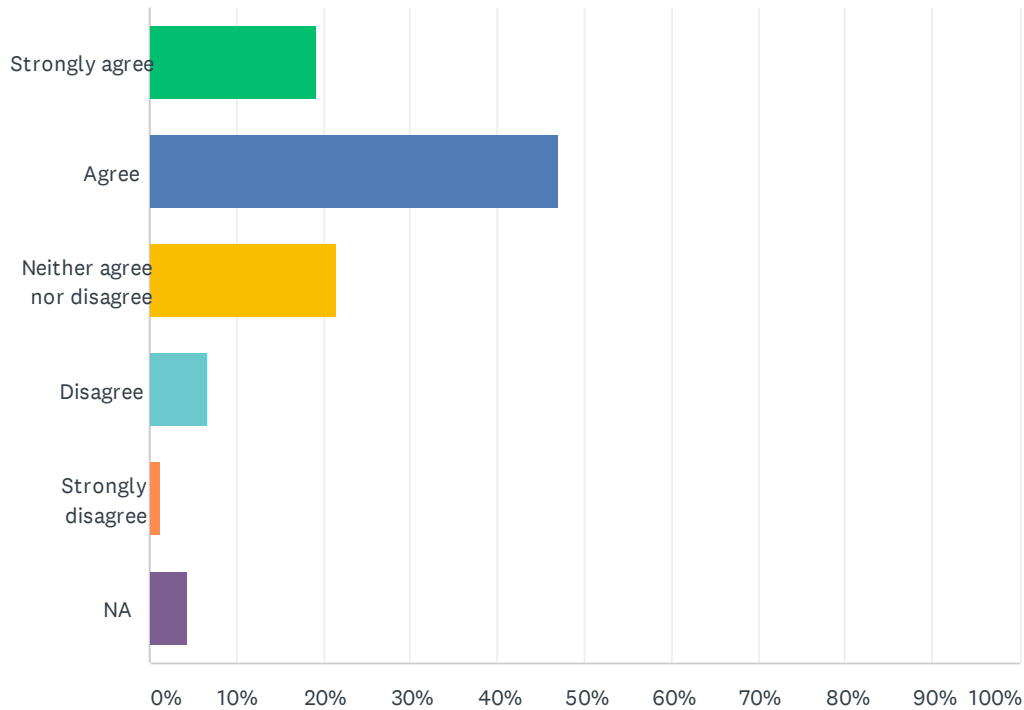
Answered: 256 Skipped: 25



| ANSWER CHOICES | RESPONSES | |
|----------------------------|-----------|------------|
| Strongly agree | 17.97% | 46 |
| Agree | 52.34% | 134 |
| Neither agree nor disagree | 25.78% | 66 |
| Disagree | 1.56% | 4 |
| Strongly disagree | 0.78% | 2 |
| NA | 1.56% | 4 |
| TOTAL | | 256 |

Q12 Teachers are readily available for my child outside of class.

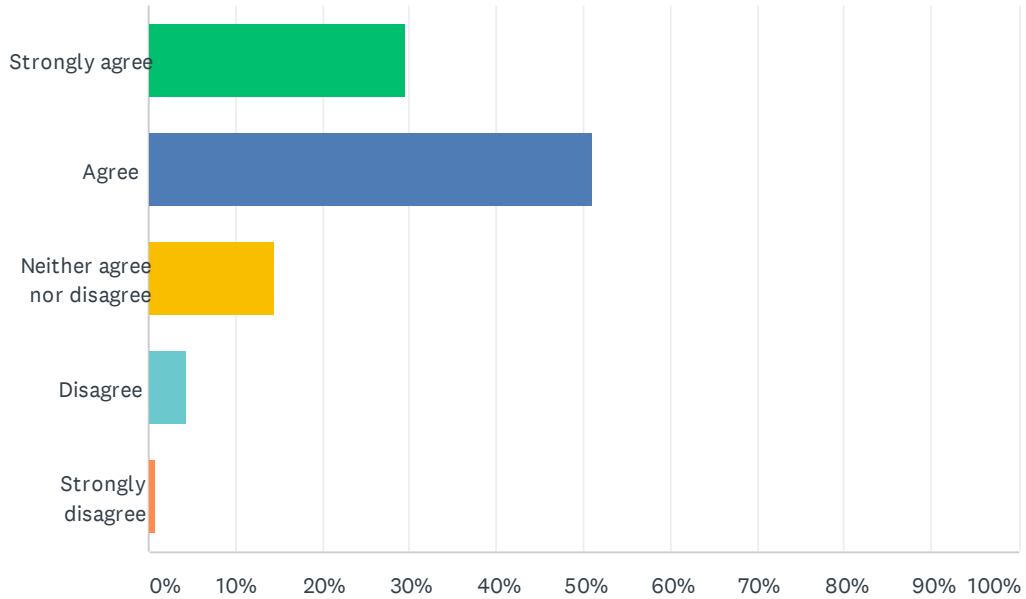
Answered: 255 Skipped: 26



| ANSWER CHOICES | RESPONSES | |
|----------------------------|-----------|-----|
| Strongly agree | 19.22% | 49 |
| Agree | 47.06% | 120 |
| Neither agree nor disagree | 21.57% | 55 |
| Disagree | 6.67% | 17 |
| Strongly disagree | 1.18% | 3 |
| NA | 4.31% | 11 |
| TOTAL | | 255 |

Q13 It is easy to contact my child's teachers.

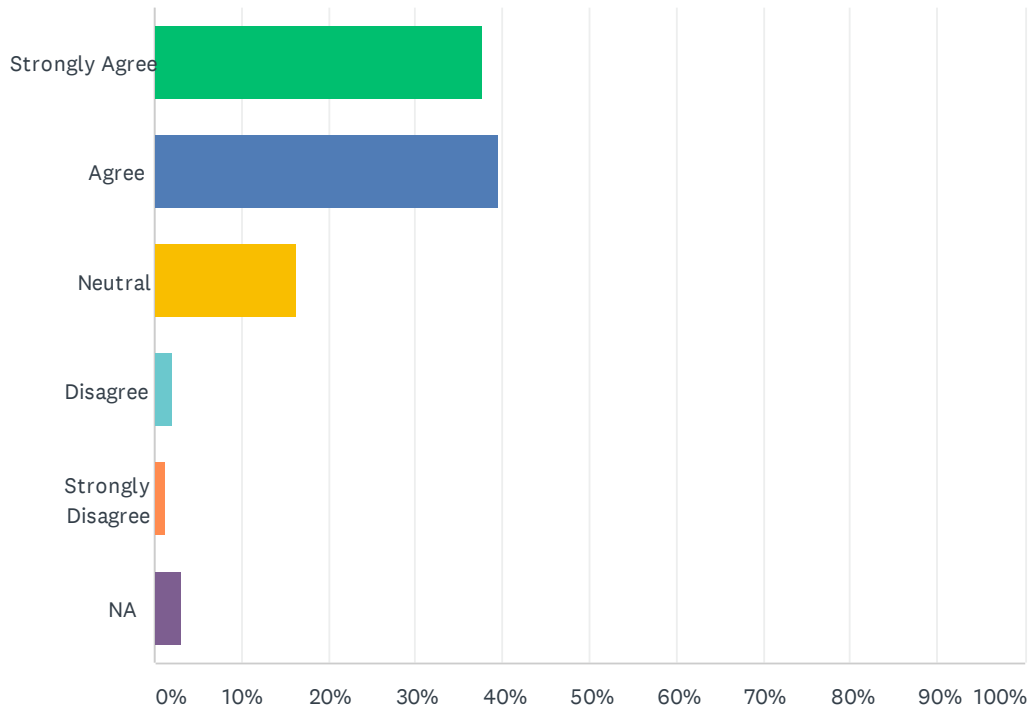
Answered: 255 Skipped: 26



| ANSWER CHOICES | RESPONSES | |
|----------------------------|-----------|-----|
| Strongly agree | 29.41% | 75 |
| Agree | 50.98% | 130 |
| Neither agree nor disagree | 14.51% | 37 |
| Disagree | 4.31% | 11 |
| Strongly disagree | 0.78% | 2 |
| TOTAL | | 255 |

Q15 My child's principal shows a genuine interest in students.

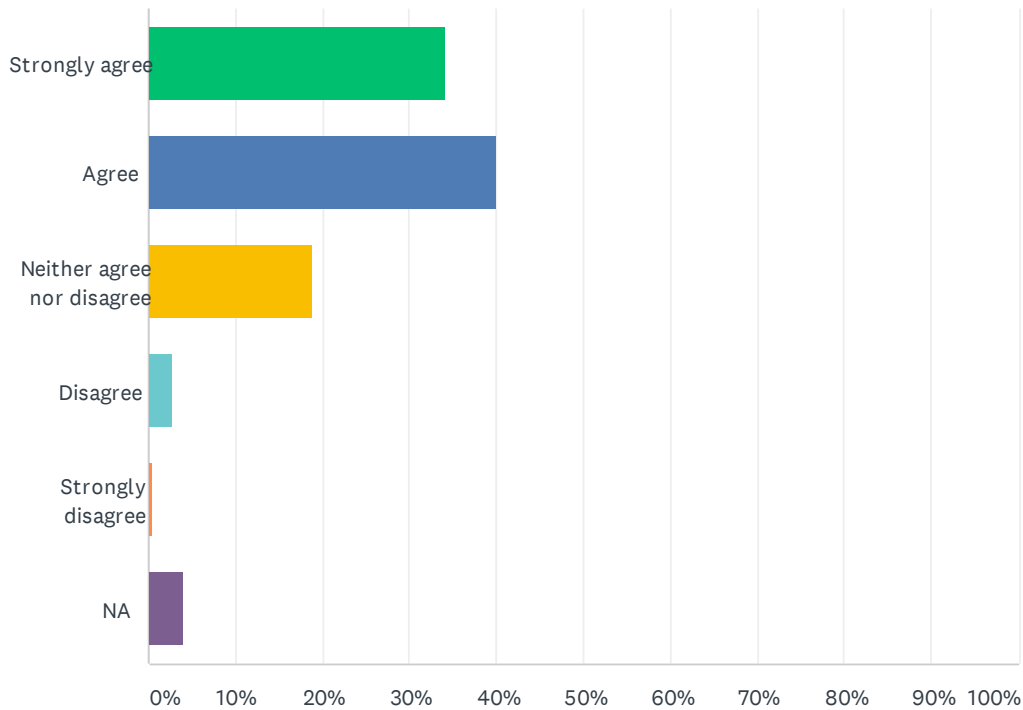
Answered: 250 Skipped: 31



| ANSWER CHOICES | RESPONSES | |
|-------------------|-----------|-----|
| Strongly Agree | 37.60% | 94 |
| Agree | 39.60% | 99 |
| Neutral | 16.40% | 41 |
| Disagree | 2.00% | 5 |
| Strongly Disagree | 1.20% | 3 |
| NA | 3.20% | 8 |
| TOTAL | | 250 |

Q16 My child's principal has a genuine concern for my child's long term success.

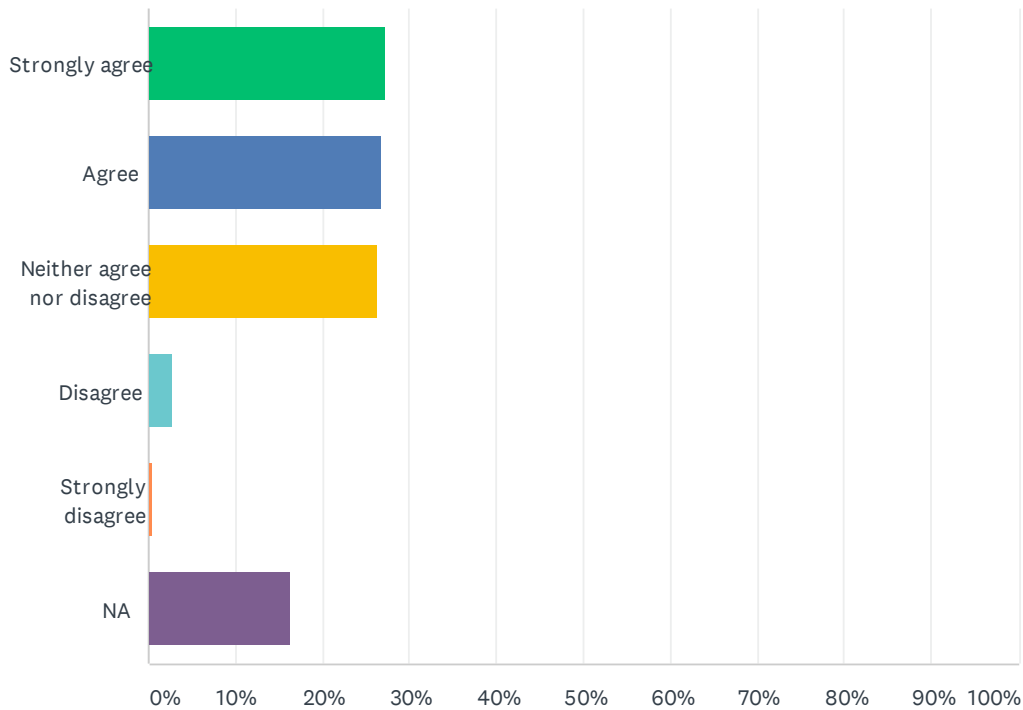
Answered: 250 Skipped: 31



| ANSWER CHOICES | RESPONSES | |
|----------------------------|-----------|-----|
| Strongly agree | 34.00% | 85 |
| Agree | 40.00% | 100 |
| Neither agree nor disagree | 18.80% | 47 |
| Disagree | 2.80% | 7 |
| Strongly disagree | 0.40% | 1 |
| NA | 4.00% | 10 |
| TOTAL | | 250 |

Q17 My child's principal attempts to resolve conflicts when presented to him.

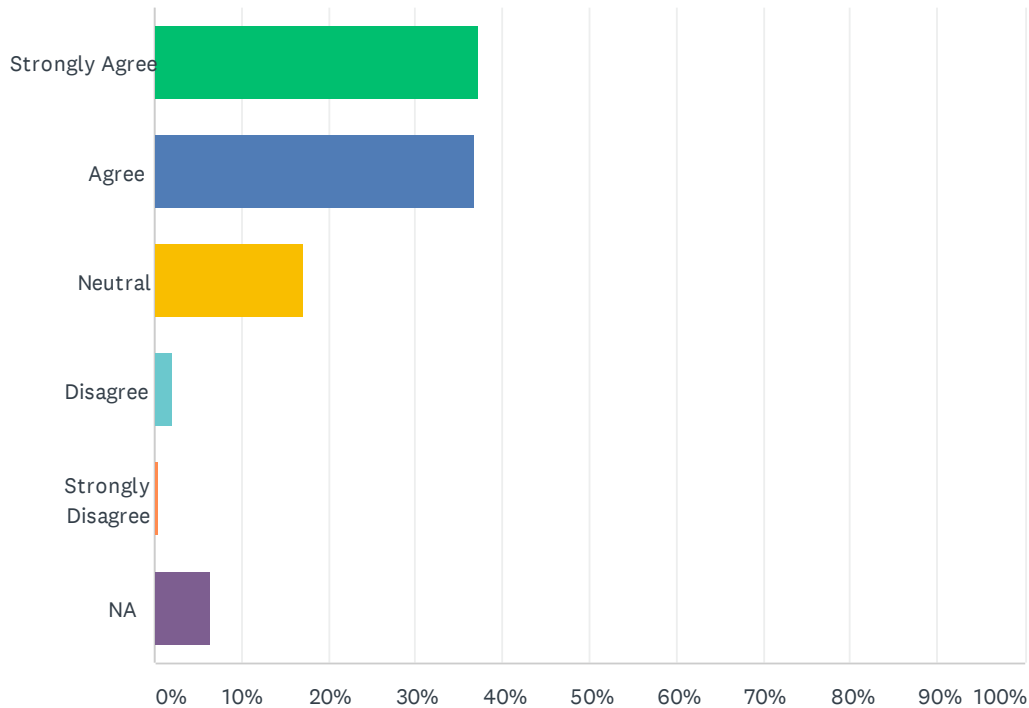
Answered: 250 Skipped: 31



| ANSWER CHOICES | RESPONSES | |
|----------------------------|-----------|-----|
| Strongly agree | 27.20% | 68 |
| Agree | 26.80% | 67 |
| Neither agree nor disagree | 26.40% | 66 |
| Disagree | 2.80% | 7 |
| Strongly disagree | 0.40% | 1 |
| NA | 16.40% | 41 |
| TOTAL | | 250 |

Q18 My child's principal is friendly, helpful and visible around school.

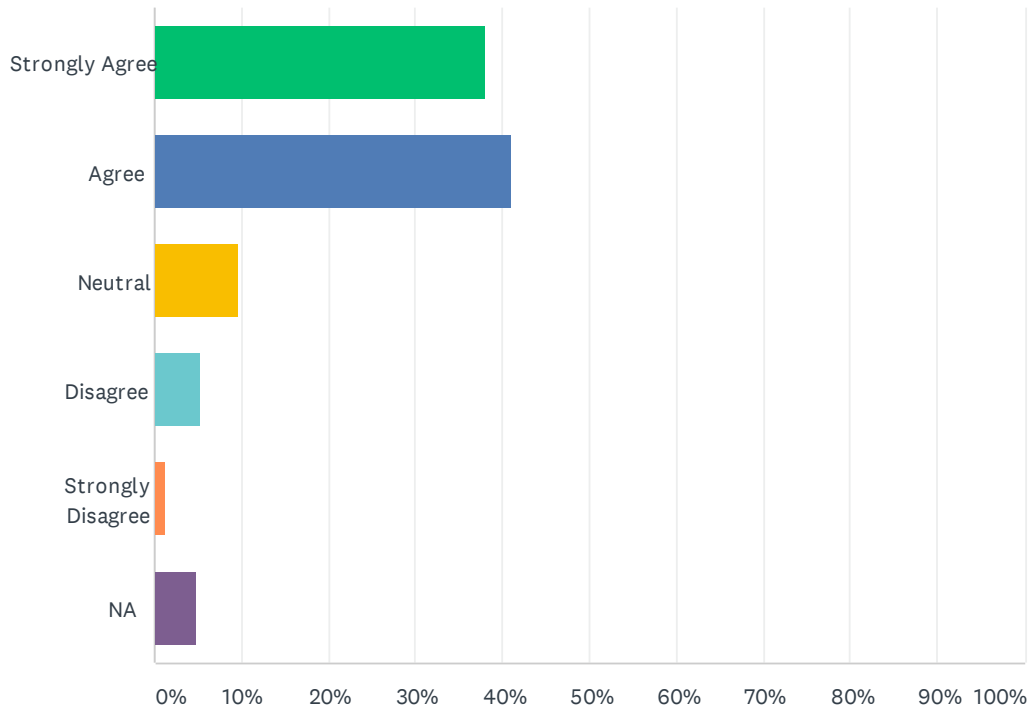
Answered: 250 Skipped: 31



| ANSWER CHOICES | RESPONSES | |
|-------------------|-----------|------------|
| Strongly Agree | 37.20% | 93 |
| Agree | 36.80% | 92 |
| Neutral | 17.20% | 43 |
| Disagree | 2.00% | 5 |
| Strongly Disagree | 0.40% | 1 |
| NA | 6.40% | 16 |
| TOTAL | | 250 |

Q19 I feel comfortable going to my child's principal if I need him.

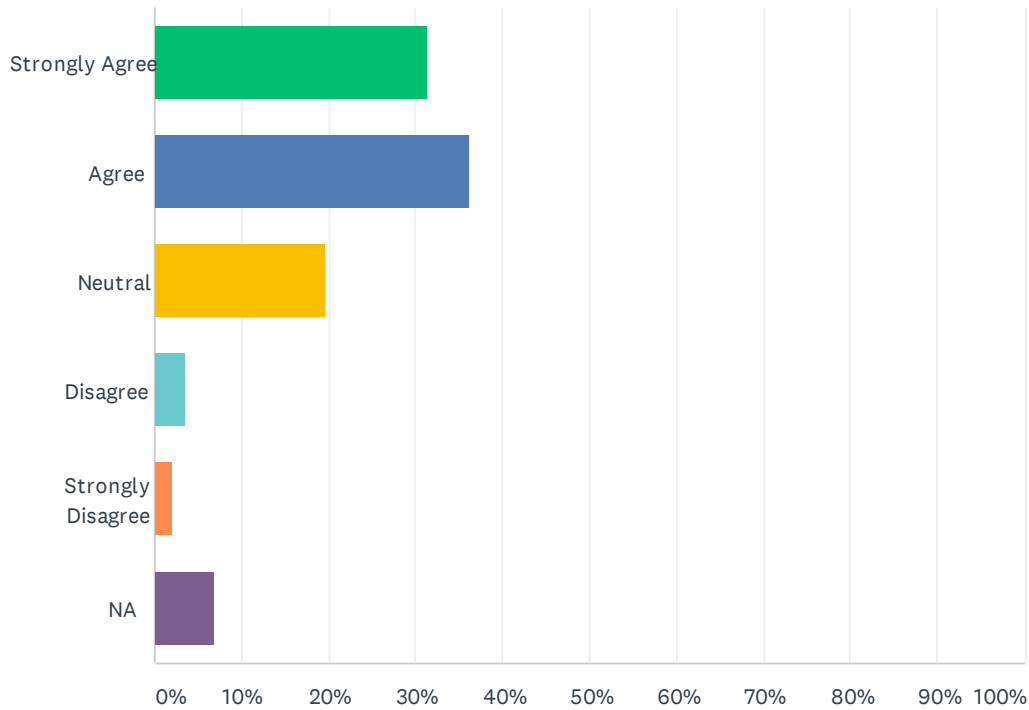
Answered: 249 Skipped: 32



| ANSWER CHOICES | RESPONSES | |
|-------------------|-----------|-----|
| Strongly Agree | 38.15% | 95 |
| Agree | 40.96% | 102 |
| Neutral | 9.64% | 24 |
| Disagree | 5.22% | 13 |
| Strongly Disagree | 1.20% | 3 |
| NA | 4.82% | 12 |
| TOTAL | | 249 |

Q20 My child's assistant principal shows a genuine interest in students.

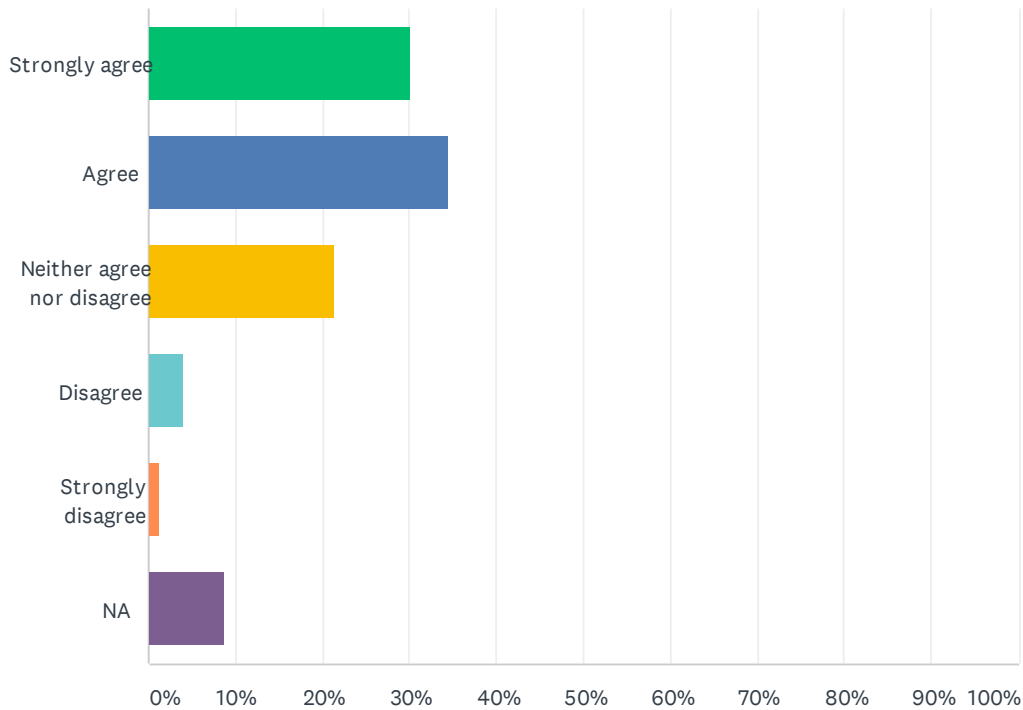
Answered: 248 Skipped: 33



| ANSWER CHOICES | RESPONSES | |
|-------------------|-----------|-----|
| Strongly Agree | 31.45% | 78 |
| Agree | 36.29% | 90 |
| Neutral | 19.76% | 49 |
| Disagree | 3.63% | 9 |
| Strongly Disagree | 2.02% | 5 |
| NA | 6.85% | 17 |
| TOTAL | | 248 |

Q21 My child's assistant principal has a genuine concern for my child's long term success.

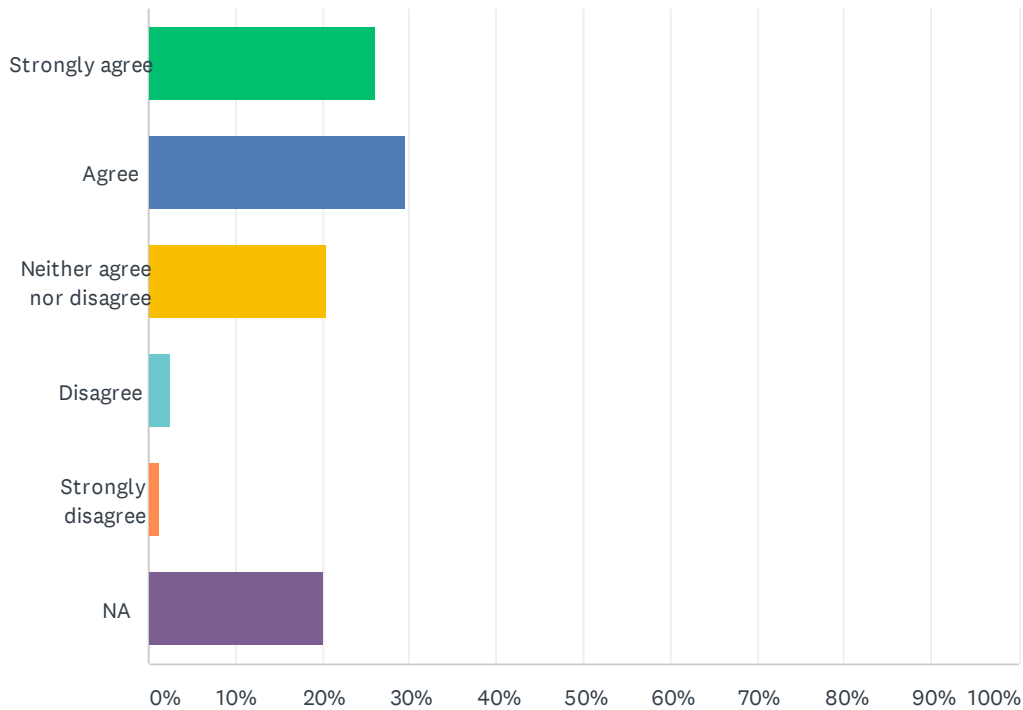
Answered: 249 Skipped: 32



| ANSWER CHOICES | RESPONSES | |
|----------------------------|-----------|------------|
| Strongly agree | 30.12% | 75 |
| Agree | 34.54% | 86 |
| Neither agree nor disagree | 21.29% | 53 |
| Disagree | 4.02% | 10 |
| Strongly disagree | 1.20% | 3 |
| NA | 8.84% | 22 |
| TOTAL | | 249 |

Q22 My child's assistant principal attempts to resolve conflicts when presented to her.

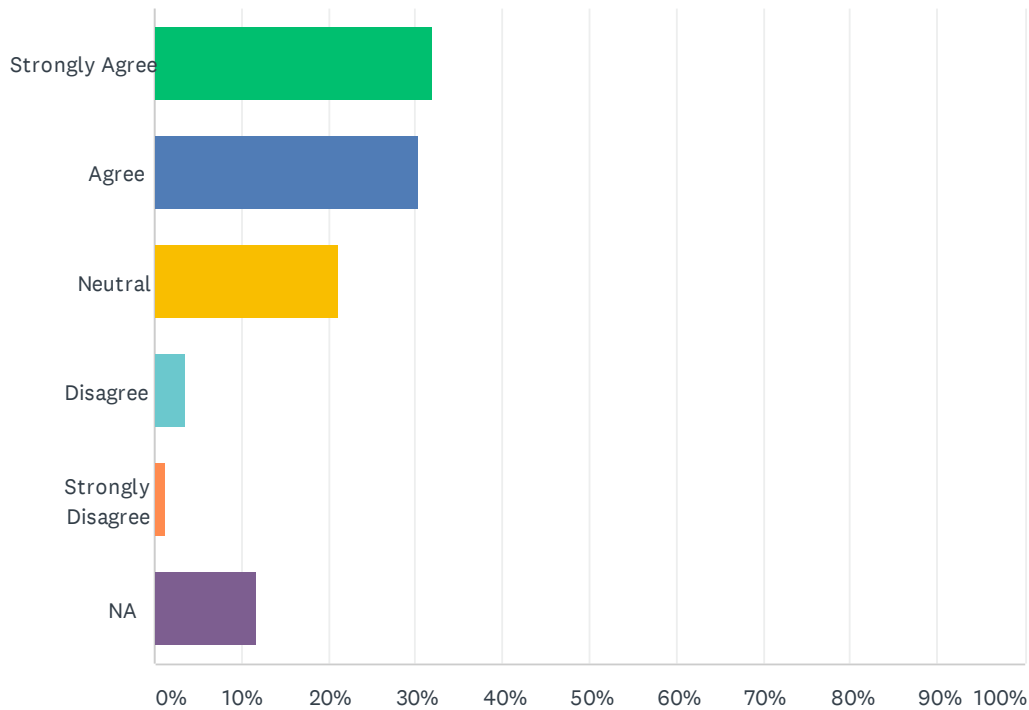
Answered: 248 Skipped: 33



| ANSWER CHOICES | RESPONSES | |
|----------------------------|-----------|------------|
| Strongly agree | 26.21% | 65 |
| Agree | 29.44% | 73 |
| Neither agree nor disagree | 20.56% | 51 |
| Disagree | 2.42% | 6 |
| Strongly disagree | 1.21% | 3 |
| NA | 20.16% | 50 |
| TOTAL | | 248 |

Q23 My child's assistant principal is friendly, helpful and visible around school.

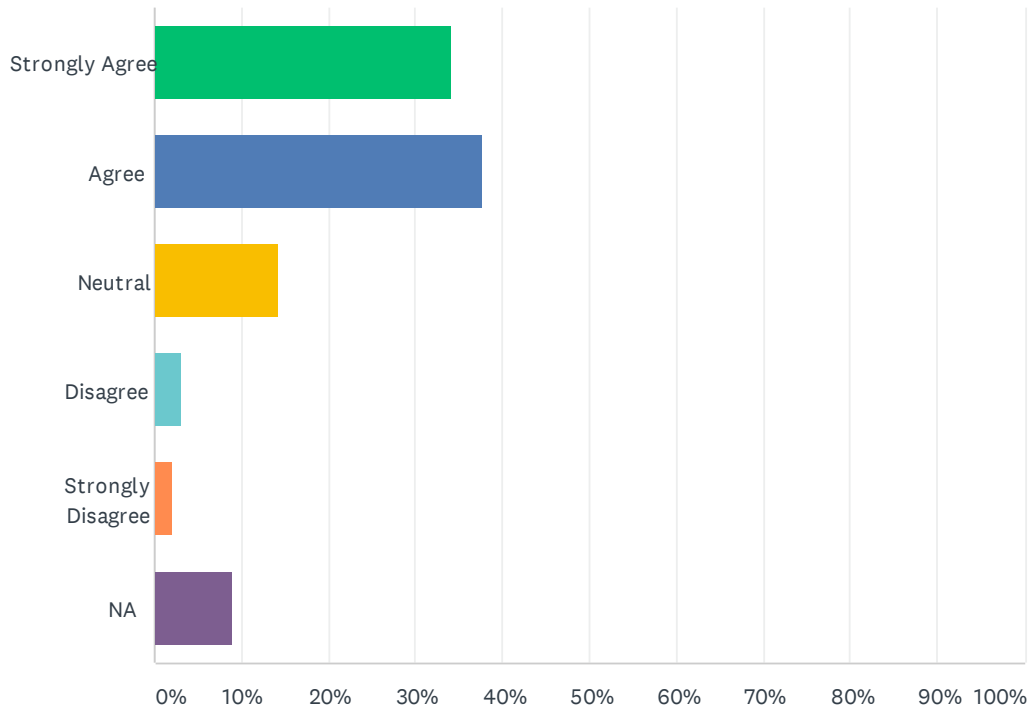
Answered: 247 Skipped: 34



| ANSWER CHOICES | RESPONSES | |
|-------------------|-----------|-----|
| Strongly Agree | 31.98% | 79 |
| Agree | 30.36% | 75 |
| Neutral | 21.05% | 52 |
| Disagree | 3.64% | 9 |
| Strongly Disagree | 1.21% | 3 |
| NA | 11.74% | 29 |
| TOTAL | | 247 |

Q24 I feel comfortable going to my child's assistant principal if I need her.

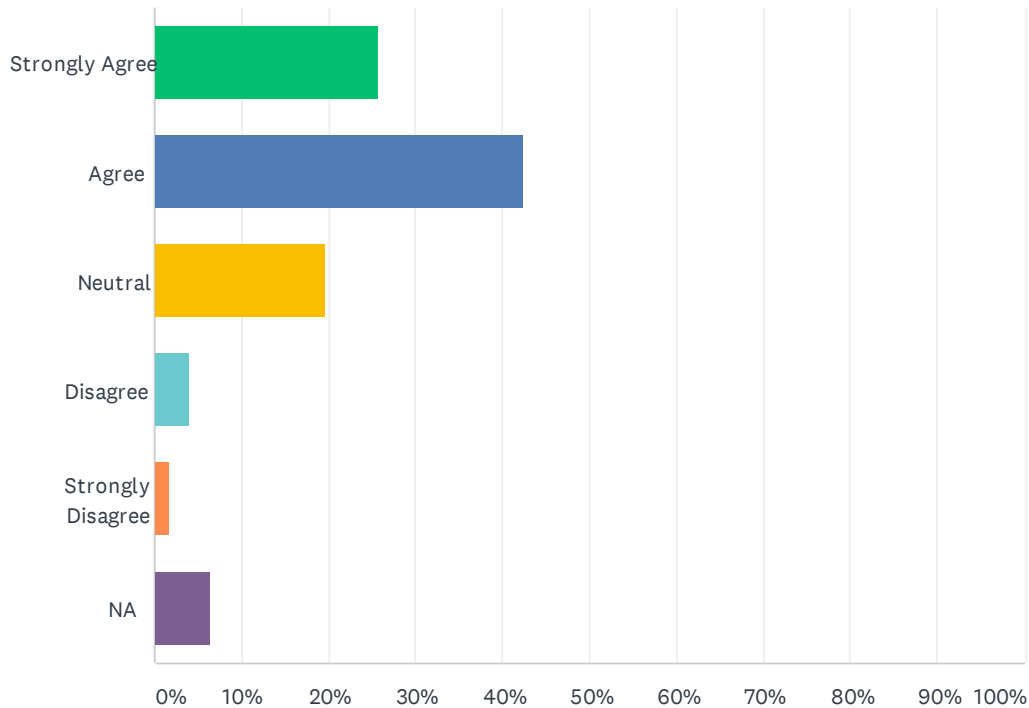
Answered: 247 Skipped: 34



| ANSWER CHOICES | RESPONSES | |
|-------------------|-----------|-----|
| Strongly Agree | 34.01% | 84 |
| Agree | 37.65% | 93 |
| Neutral | 14.17% | 35 |
| Disagree | 3.24% | 8 |
| Strongly Disagree | 2.02% | 5 |
| NA | 8.91% | 22 |
| TOTAL | | 247 |

Q25 My child's counselor shows a genuine interest in students.

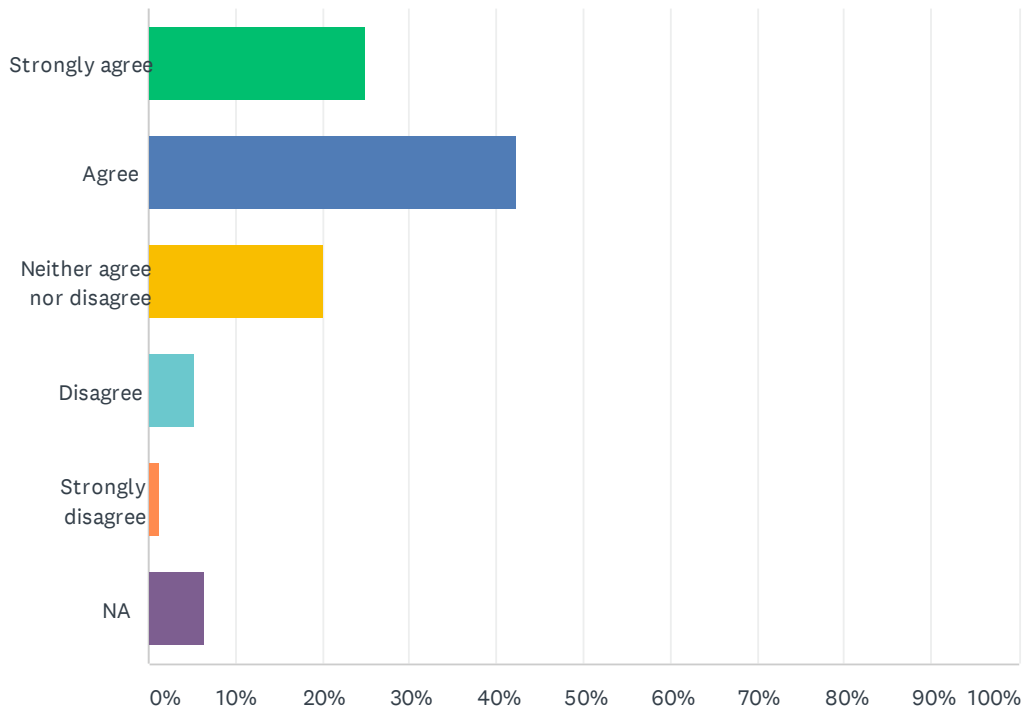
Answered: 249 Skipped: 32



| ANSWER CHOICES | RESPONSES | |
|-------------------|-----------|-----|
| Strongly Agree | 25.70% | 64 |
| Agree | 42.57% | 106 |
| Neutral | 19.68% | 49 |
| Disagree | 4.02% | 10 |
| Strongly Disagree | 1.61% | 4 |
| NA | 6.43% | 16 |
| TOTAL | | 249 |

Q26 My child's counselor has a genuine concern for my child's long term success.

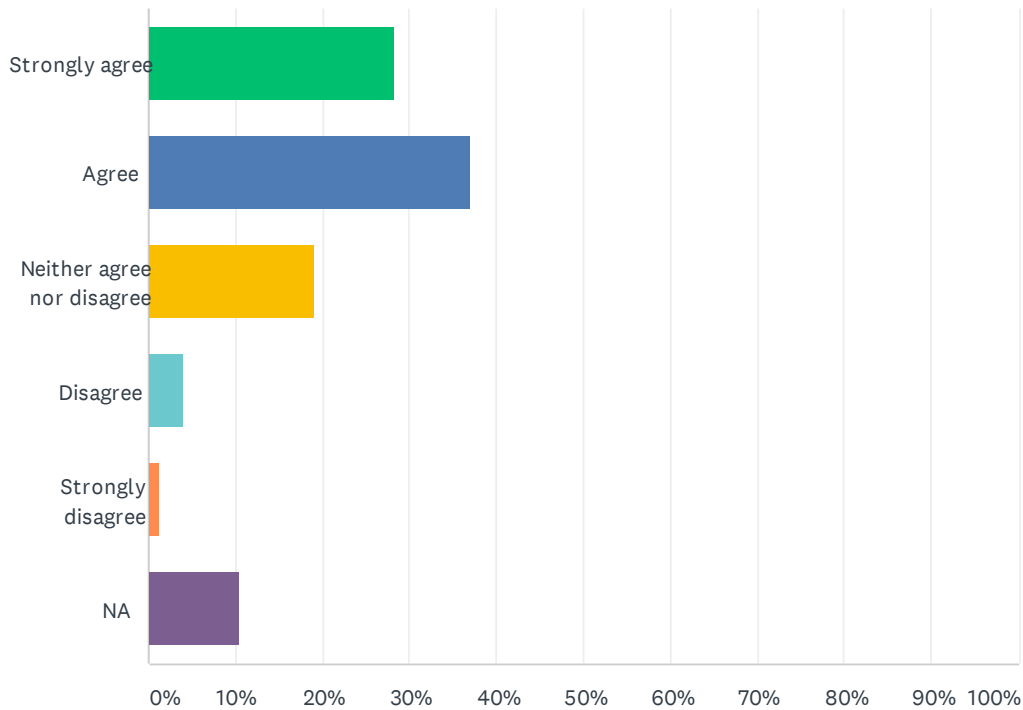
Answered: 249 Skipped: 32



| ANSWER CHOICES | RESPONSES | |
|----------------------------|-----------|------------|
| Strongly agree | 24.90% | 62 |
| Agree | 42.17% | 105 |
| Neither agree nor disagree | 20.08% | 50 |
| Disagree | 5.22% | 13 |
| Strongly disagree | 1.20% | 3 |
| NA | 6.43% | 16 |
| TOTAL | | 249 |

Q27 My child's counselor attempts to resolve issues when presented to him/her.

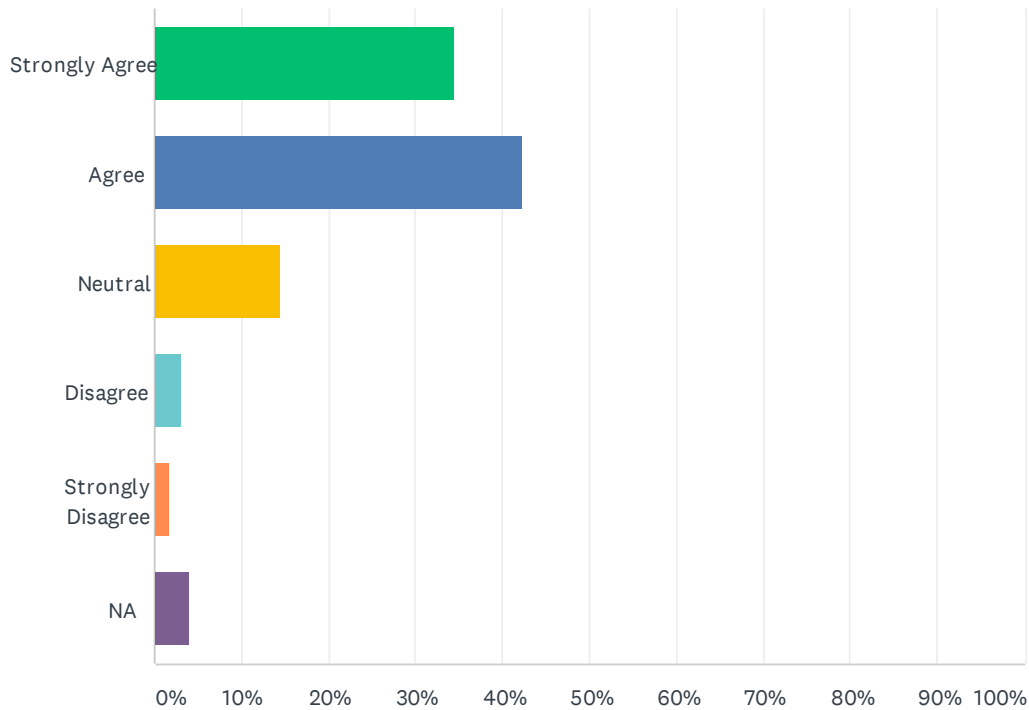
Answered: 248 Skipped: 33



| ANSWER CHOICES | RESPONSES | |
|----------------------------|-----------|------------|
| Strongly agree | 28.23% | 70 |
| Agree | 37.10% | 92 |
| Neither agree nor disagree | 18.95% | 47 |
| Disagree | 4.03% | 10 |
| Strongly disagree | 1.21% | 3 |
| NA | 10.48% | 26 |
| TOTAL | | 248 |

Q28 I feel comfortable going to my child's guidance counselor if I need him/her.

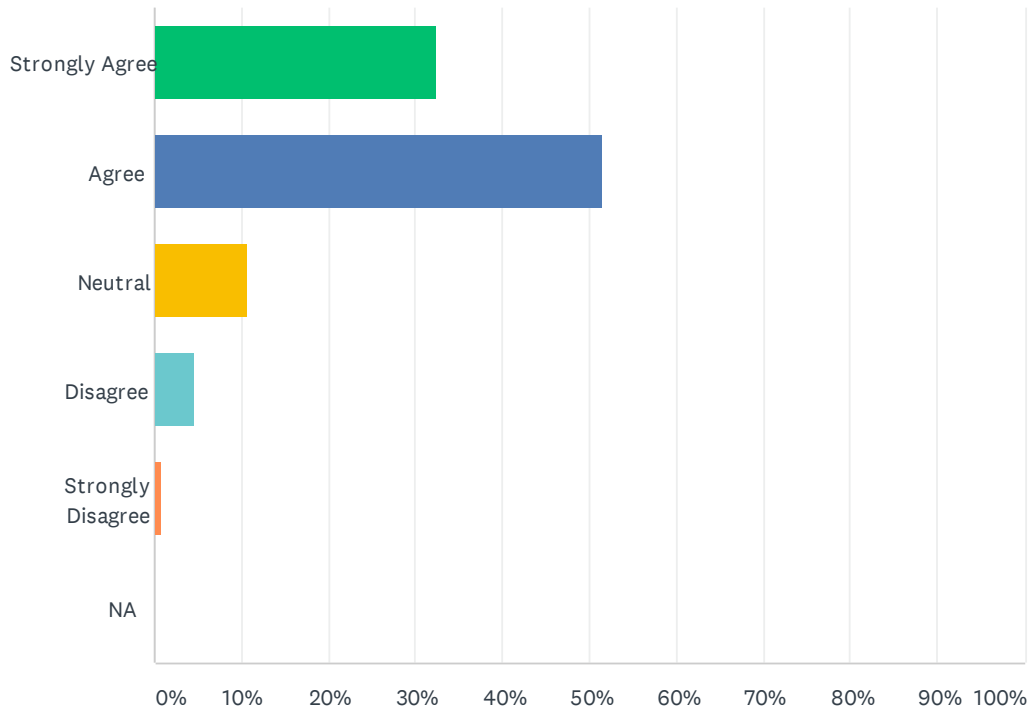
Answered: 249 Skipped: 32



| ANSWER CHOICES | RESPONSES | |
|-------------------|-----------|-----|
| Strongly Agree | 34.54% | 86 |
| Agree | 42.17% | 105 |
| Neutral | 14.46% | 36 |
| Disagree | 3.21% | 8 |
| Strongly Disagree | 1.61% | 4 |
| NA | 4.02% | 10 |
| TOTAL | | 249 |

Q30 My child has the resources needed to be successful at school.

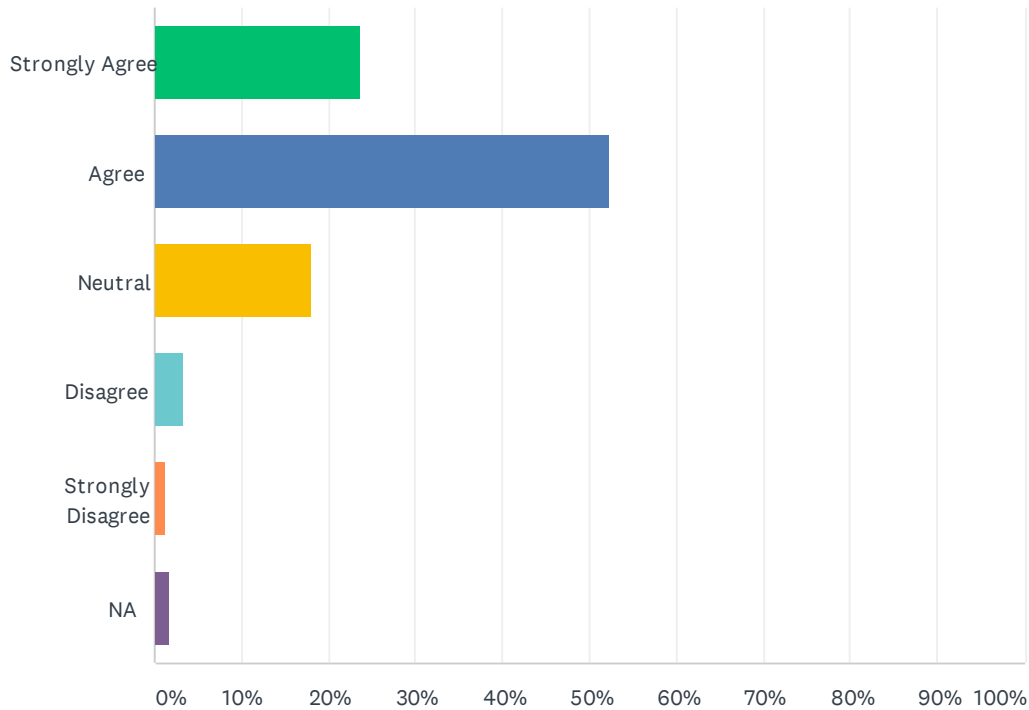
Answered: 243 Skipped: 38



| ANSWER CHOICES | RESPONSES | |
|-------------------|-----------|-----|
| Strongly Agree | 32.51% | 79 |
| Agree | 51.44% | 125 |
| Neutral | 10.70% | 26 |
| Disagree | 4.53% | 11 |
| Strongly Disagree | 0.82% | 2 |
| NA | 0.00% | 0 |
| TOTAL | | 243 |

Q31 My child's homework appears to be useful and relevant to content.

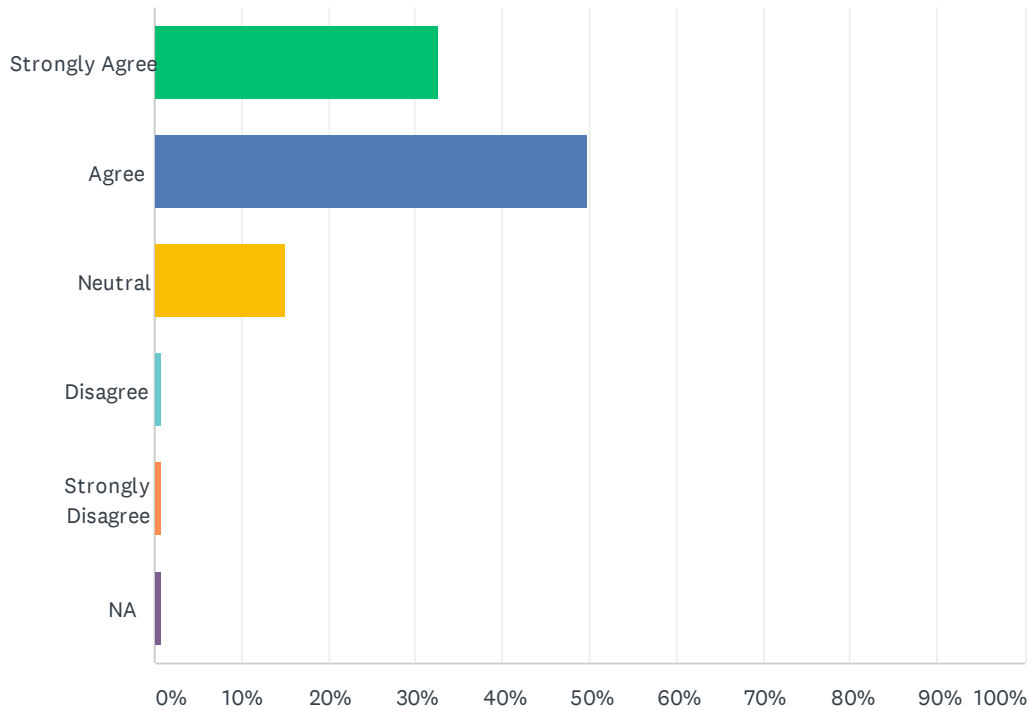
Answered: 245 Skipped: 36



| ANSWER CHOICES | RESPONSES | |
|-------------------|-----------|-----|
| Strongly Agree | 23.67% | 58 |
| Agree | 52.24% | 128 |
| Neutral | 17.96% | 44 |
| Disagree | 3.27% | 8 |
| Strongly Disagree | 1.22% | 3 |
| NA | 1.63% | 4 |
| TOTAL | | 245 |

Q32 My child is encouraged by all staff to do well in his/her activities.

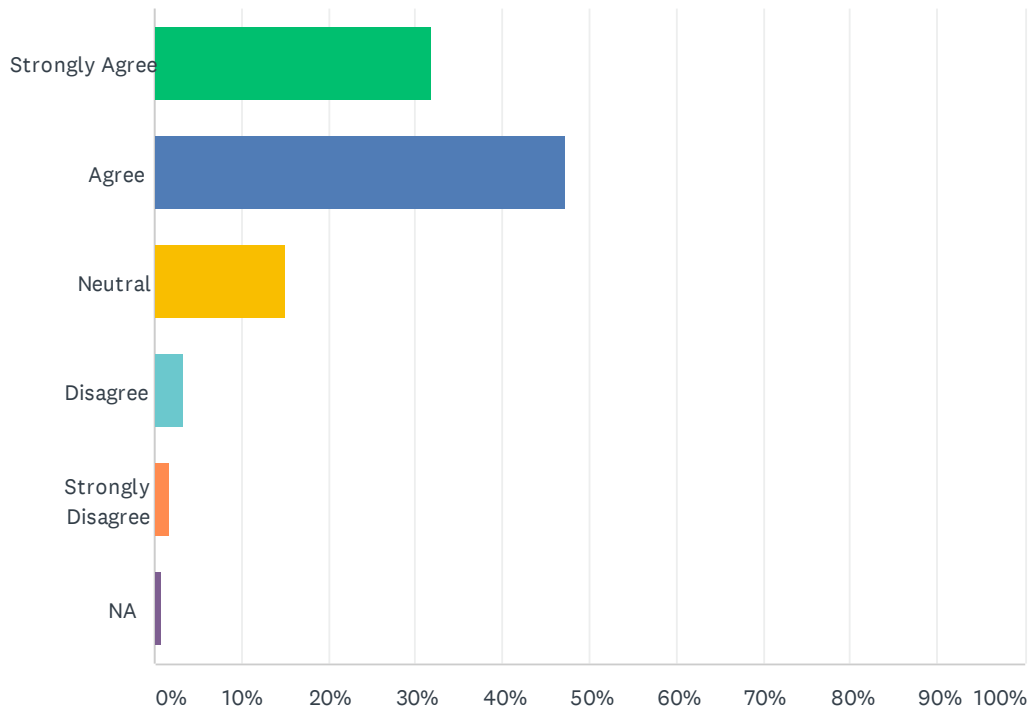
Answered: 245 Skipped: 36



| ANSWER CHOICES | RESPONSES | |
|-------------------|-----------|-----|
| Strongly Agree | 32.65% | 80 |
| Agree | 49.80% | 122 |
| Neutral | 15.10% | 37 |
| Disagree | 0.82% | 2 |
| Strongly Disagree | 0.82% | 2 |
| NA | 0.82% | 2 |
| TOTAL | | 245 |

Q33 My child's school offers programs and activities for students to develop skills for success.

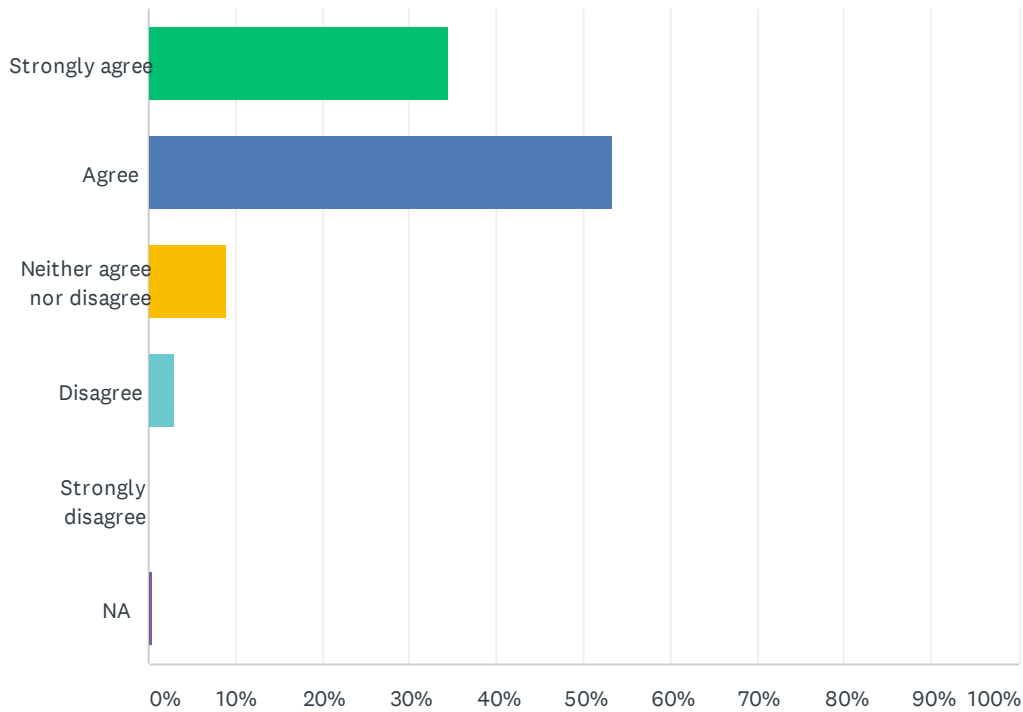
Answered: 245 Skipped: 36



| ANSWER CHOICES | RESPONSES | |
|-------------------|-----------|------------|
| Strongly Agree | 31.84% | 78 |
| Agree | 47.35% | 116 |
| Neutral | 15.10% | 37 |
| Disagree | 3.27% | 8 |
| Strongly Disagree | 1.63% | 4 |
| NA | 0.82% | 2 |
| TOTAL | | 245 |

Q35 The district is providing appropriate technology resources to help my child succeed.

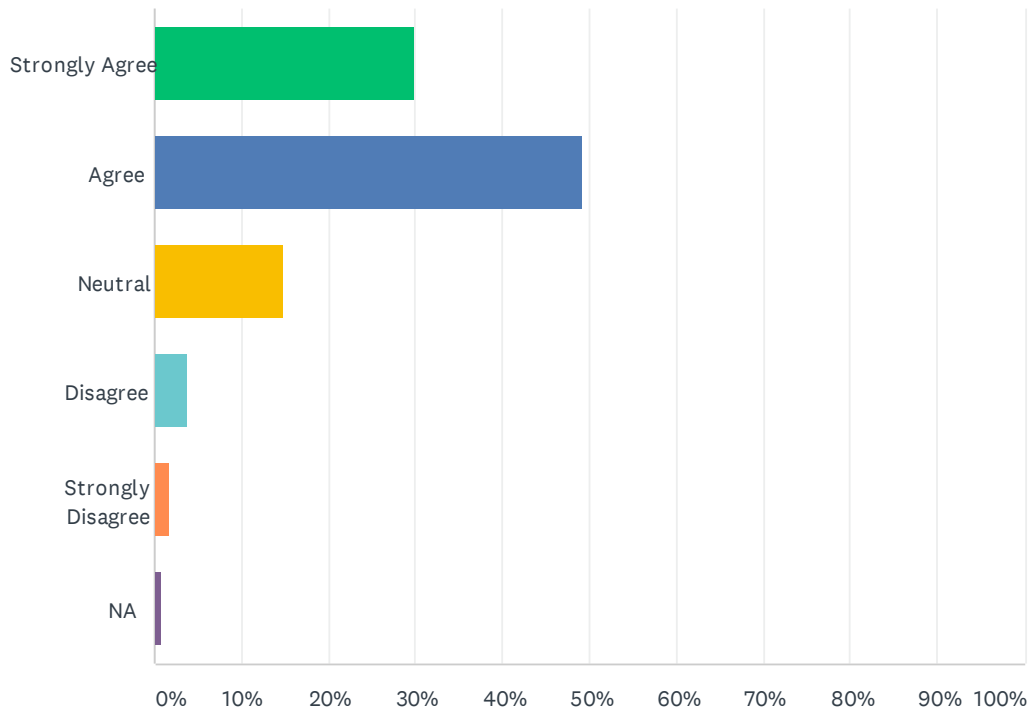
Answered: 244 Skipped: 37



| ANSWER CHOICES | RESPONSES | |
|----------------------------|-----------|------------|
| Strongly agree | 34.43% | 84 |
| Agree | 53.28% | 130 |
| Neither agree nor disagree | 9.02% | 22 |
| Disagree | 2.87% | 7 |
| Strongly disagree | 0.00% | 0 |
| NA | 0.41% | 1 |
| TOTAL | | 244 |

Q36 Important changes in policies, schedules, and events are handled appropriately.

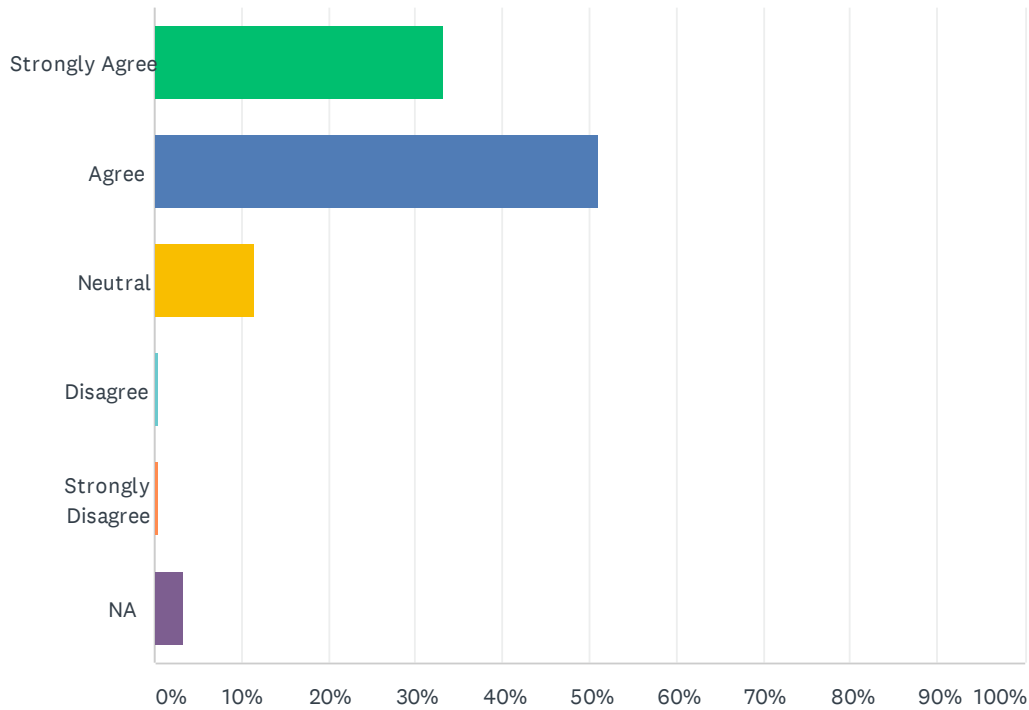
Answered: 244 Skipped: 37



| ANSWER CHOICES | RESPONSES | |
|-------------------|-----------|------------|
| Strongly Agree | 29.92% | 73 |
| Agree | 49.18% | 120 |
| Neutral | 14.75% | 36 |
| Disagree | 3.69% | 9 |
| Strongly Disagree | 1.64% | 4 |
| NA | 0.82% | 2 |
| TOTAL | | 244 |

Q37 Infinite Campus Messenger announcements are used appropriately.

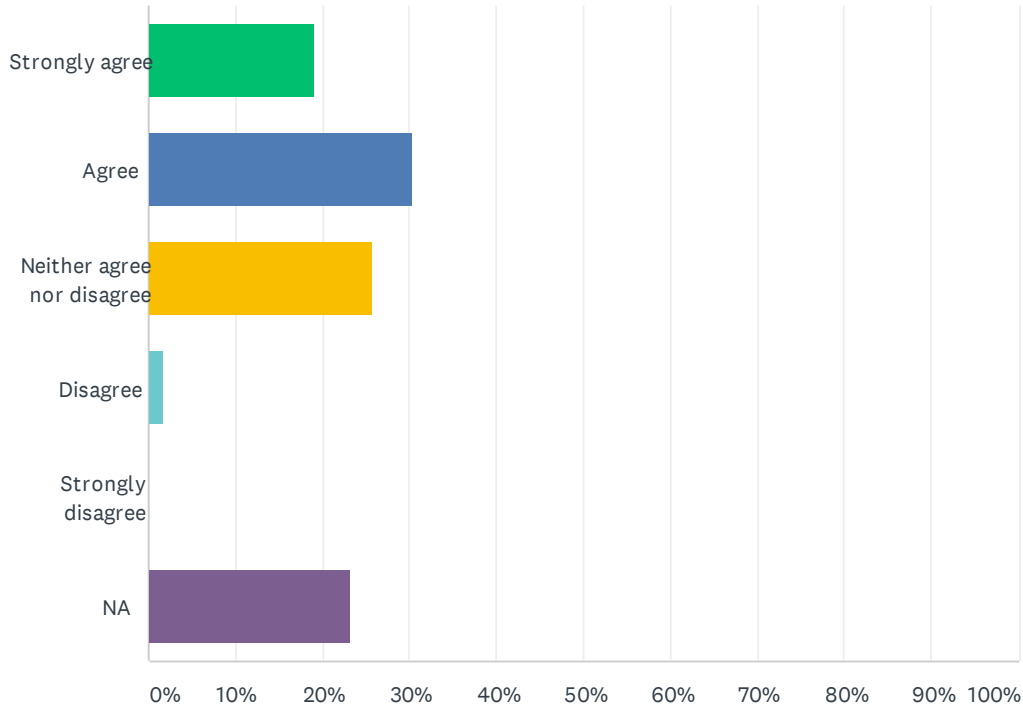
Answered: 243 Skipped: 38



| ANSWER CHOICES | RESPONSES | |
|-------------------|-----------|-----|
| Strongly Agree | 33.33% | 81 |
| Agree | 51.03% | 124 |
| Neutral | 11.52% | 28 |
| Disagree | 0.41% | 1 |
| Strongly Disagree | 0.41% | 1 |
| NA | 3.29% | 8 |
| TOTAL | | 243 |

Q39 My child is treated with respect by the lunch room monitors.

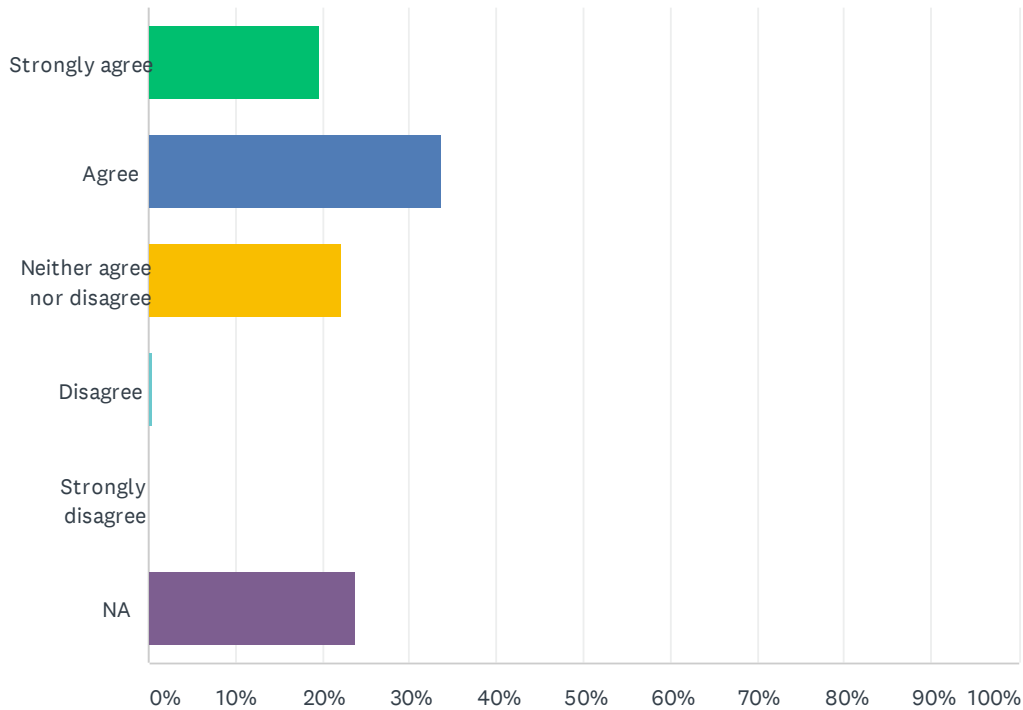
Answered: 241 Skipped: 40



| ANSWER CHOICES | RESPONSES | |
|----------------------------|-----------|-----|
| Strongly agree | 19.09% | 46 |
| Agree | 30.29% | 73 |
| Neither agree nor disagree | 25.73% | 62 |
| Disagree | 1.66% | 4 |
| Strongly disagree | 0.00% | 0 |
| NA | 23.24% | 56 |
| TOTAL | | 241 |

Q40 My child is treated with respect by the food servers.

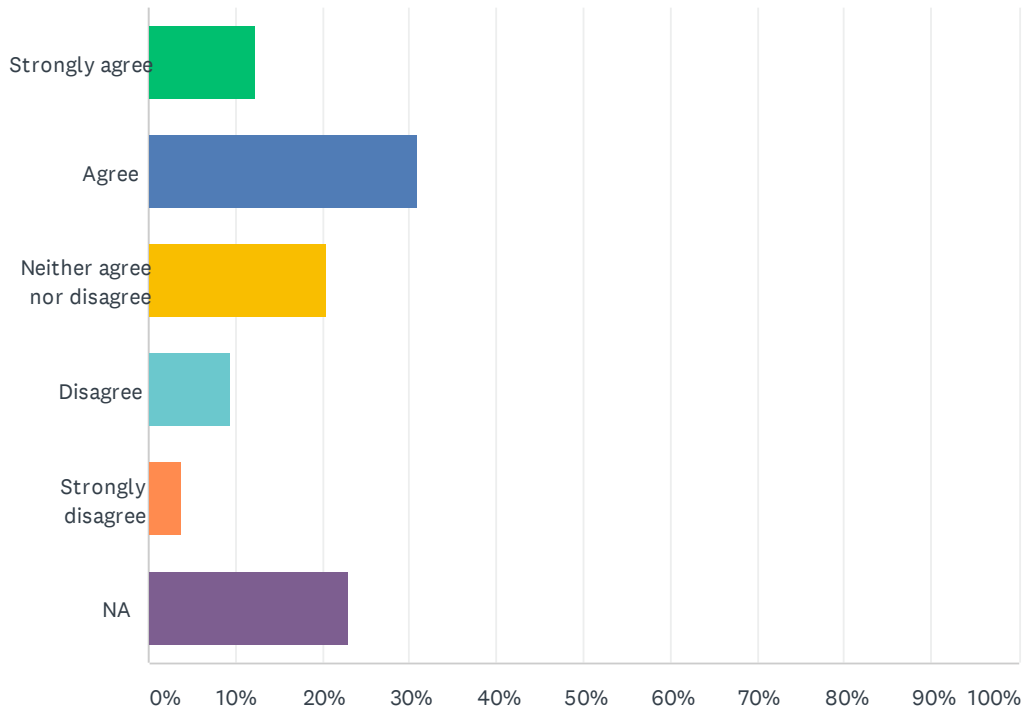
Answered: 243 Skipped: 38



| ANSWER CHOICES | RESPONSES | |
|----------------------------|-----------|------------|
| Strongly agree | 19.75% | 48 |
| Agree | 33.74% | 82 |
| Neither agree nor disagree | 22.22% | 54 |
| Disagree | 0.41% | 1 |
| Strongly disagree | 0.00% | 0 |
| NA | 23.87% | 58 |
| TOTAL | | 243 |

Q41 My child generally likes the options available for lunch.

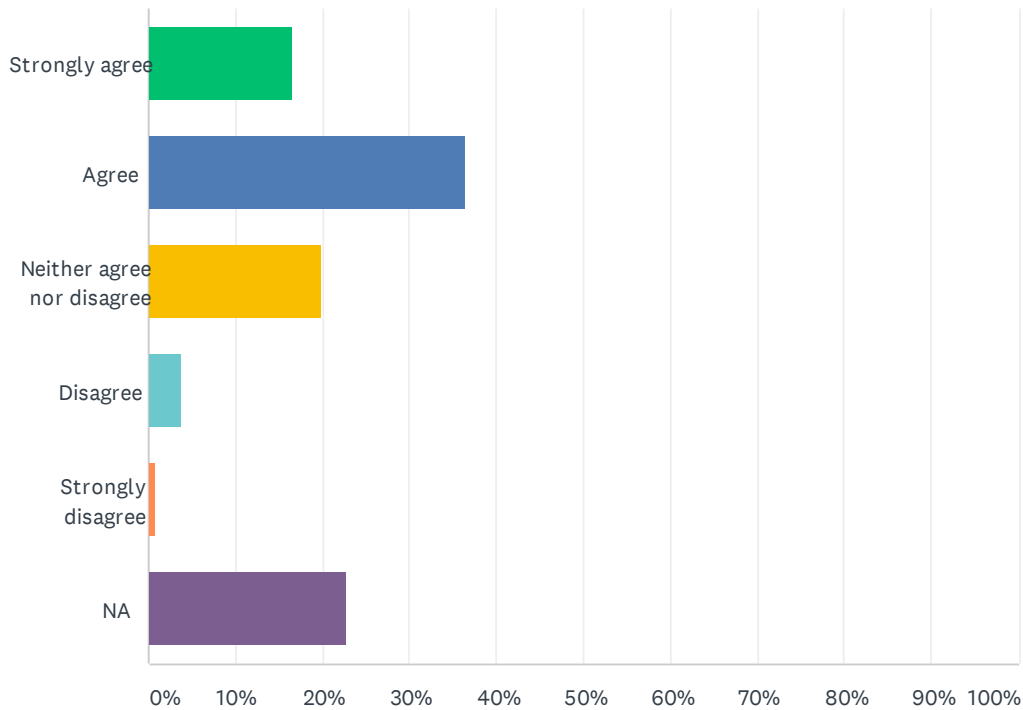
Answered: 243 Skipped: 38



| ANSWER CHOICES | RESPONSES | |
|----------------------------|-----------|------------|
| Strongly agree | 12.35% | 30 |
| Agree | 30.86% | 75 |
| Neither agree nor disagree | 20.58% | 50 |
| Disagree | 9.47% | 23 |
| Strongly disagree | 3.70% | 9 |
| NA | 23.05% | 56 |
| TOTAL | | 243 |

Q42 I feel my child has opportunities to make healthy choice if they buy lunch at school.

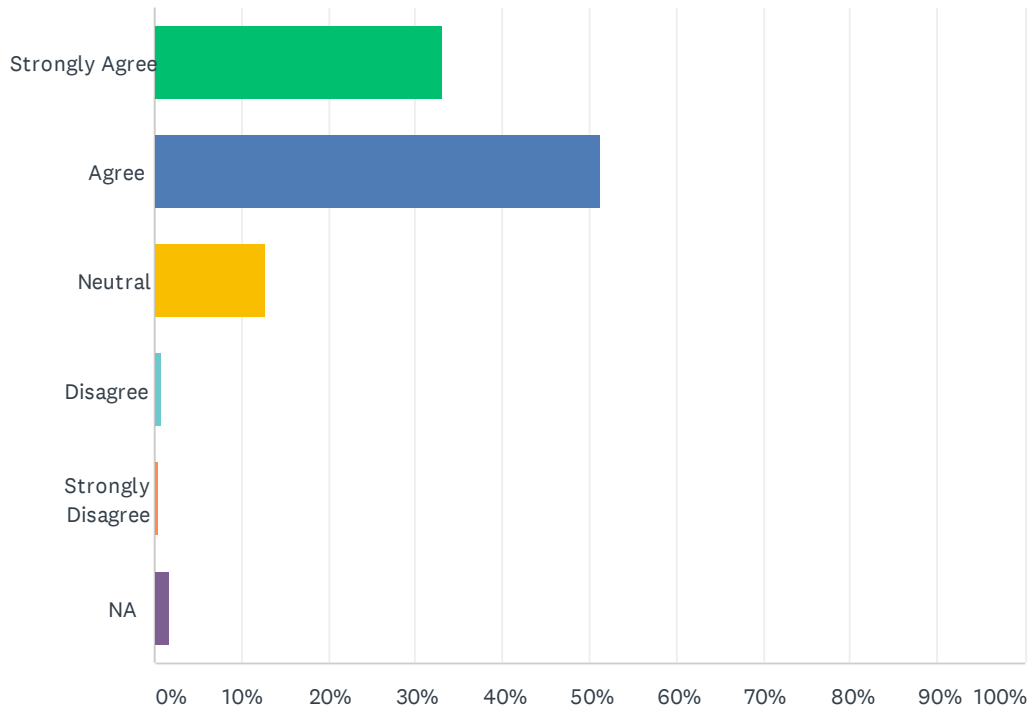
Answered: 242 Skipped: 39



| ANSWER CHOICES | RESPONSES | |
|----------------------------|-----------|------------|
| Strongly agree | 16.53% | 40 |
| Agree | 36.36% | 88 |
| Neither agree nor disagree | 19.83% | 48 |
| Disagree | 3.72% | 9 |
| Strongly disagree | 0.83% | 2 |
| NA | 22.73% | 55 |
| TOTAL | | 242 |

Q44 The school office staff is knowledgeable and helpful.

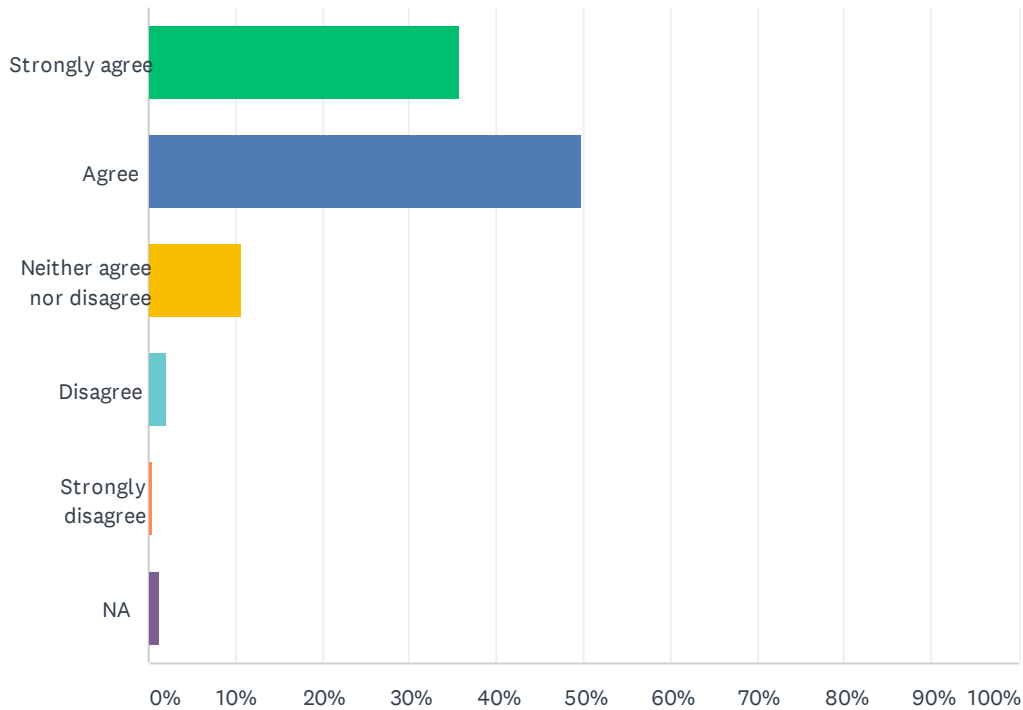
Answered: 242 Skipped: 39



| ANSWER CHOICES | RESPONSES | |
|-------------------|-----------|-----|
| Strongly Agree | 33.06% | 80 |
| Agree | 51.24% | 124 |
| Neutral | 12.81% | 31 |
| Disagree | 0.83% | 2 |
| Strongly Disagree | 0.41% | 1 |
| NA | 1.65% | 4 |
| TOTAL | | 242 |

Q45 The school office staff is polite and treats me with respect

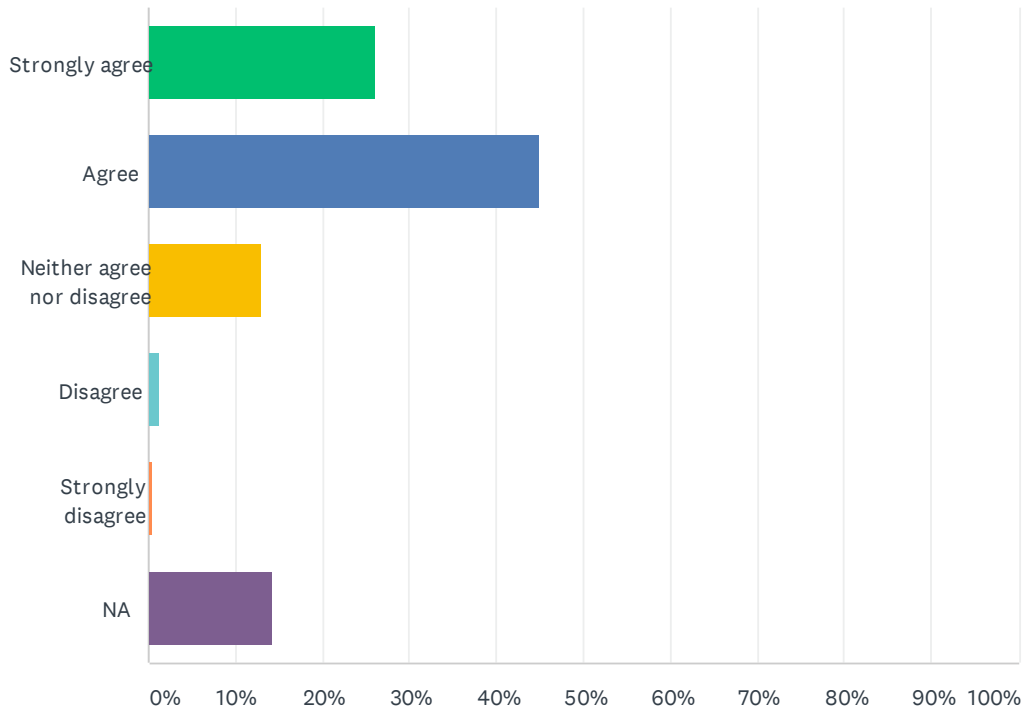
Answered: 243 Skipped: 38



| ANSWER CHOICES | RESPONSES | |
|----------------------------|-----------|------------|
| Strongly agree | 35.80% | 87 |
| Agree | 49.79% | 121 |
| Neither agree nor disagree | 10.70% | 26 |
| Disagree | 2.06% | 5 |
| Strongly disagree | 0.41% | 1 |
| NA | 1.23% | 3 |
| TOTAL | | 243 |

Q46 The district office staff is knowledgeable and helpful.

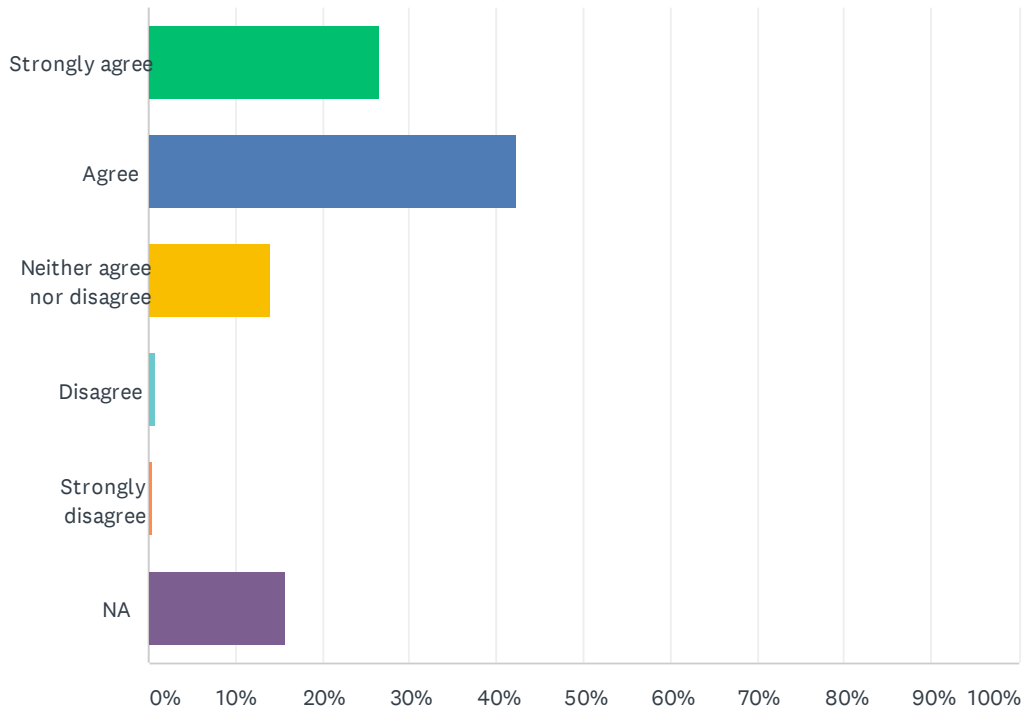
Answered: 240 Skipped: 41



| ANSWER CHOICES | RESPONSES | |
|----------------------------|-----------|-----|
| Strongly agree | 26.25% | 63 |
| Agree | 45.00% | 108 |
| Neither agree nor disagree | 12.92% | 31 |
| Disagree | 1.25% | 3 |
| Strongly disagree | 0.42% | 1 |
| NA | 14.17% | 34 |
| TOTAL | | 240 |

Q47 The district office staff is polite and treats me with respect.

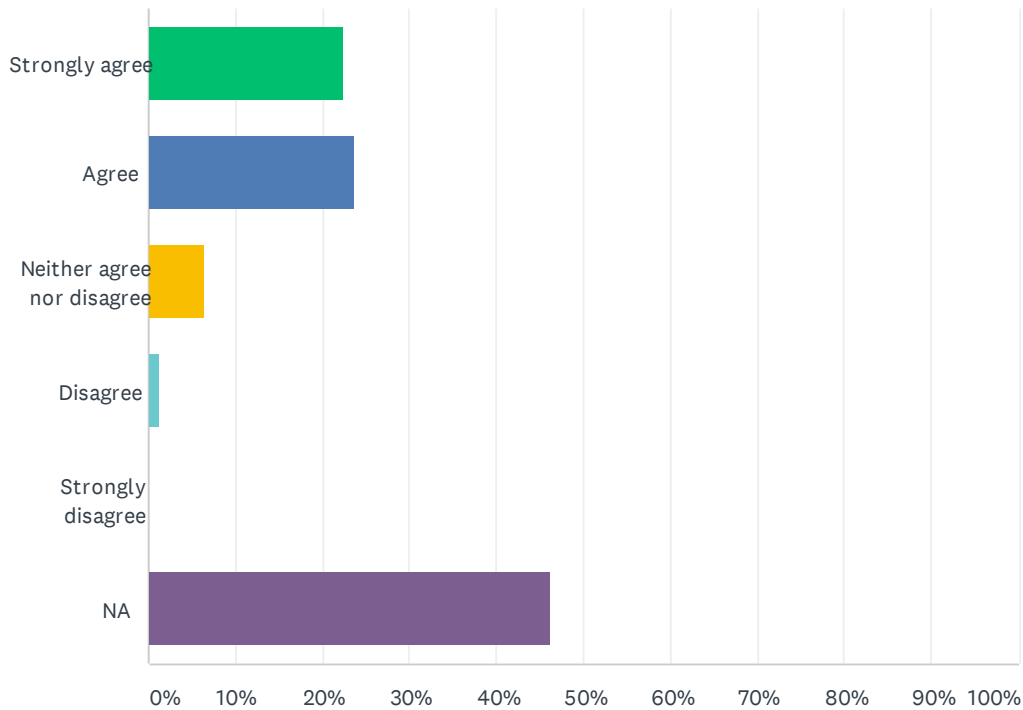
Answered: 241 Skipped: 40



| ANSWER CHOICES | RESPONSES | |
|----------------------------|-----------|------------|
| Strongly agree | 26.56% | 64 |
| Agree | 42.32% | 102 |
| Neither agree nor disagree | 14.11% | 34 |
| Disagree | 0.83% | 2 |
| Strongly disagree | 0.41% | 1 |
| NA | 15.77% | 38 |
| TOTAL | | 241 |

Q49 The Transportation Department provides timely pickup and drop off of my child

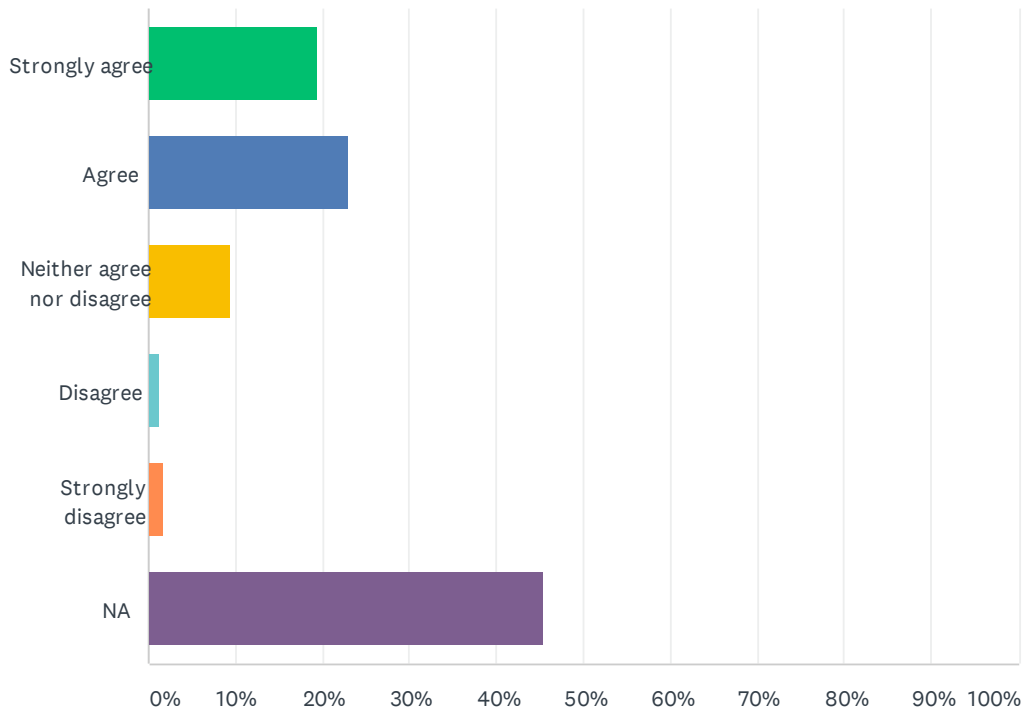
Answered: 169 Skipped: 112



| ANSWER CHOICES | RESPONSES | |
|----------------------------|-----------|------------|
| Strongly agree | 22.49% | 38 |
| Agree | 23.67% | 40 |
| Neither agree nor disagree | 6.51% | 11 |
| Disagree | 1.18% | 2 |
| Strongly disagree | 0.00% | 0 |
| NA | 46.15% | 78 |
| TOTAL | | 169 |

Q50 When I contact the transportation office, I am treated courteously and receive accurate information in a timely manner.

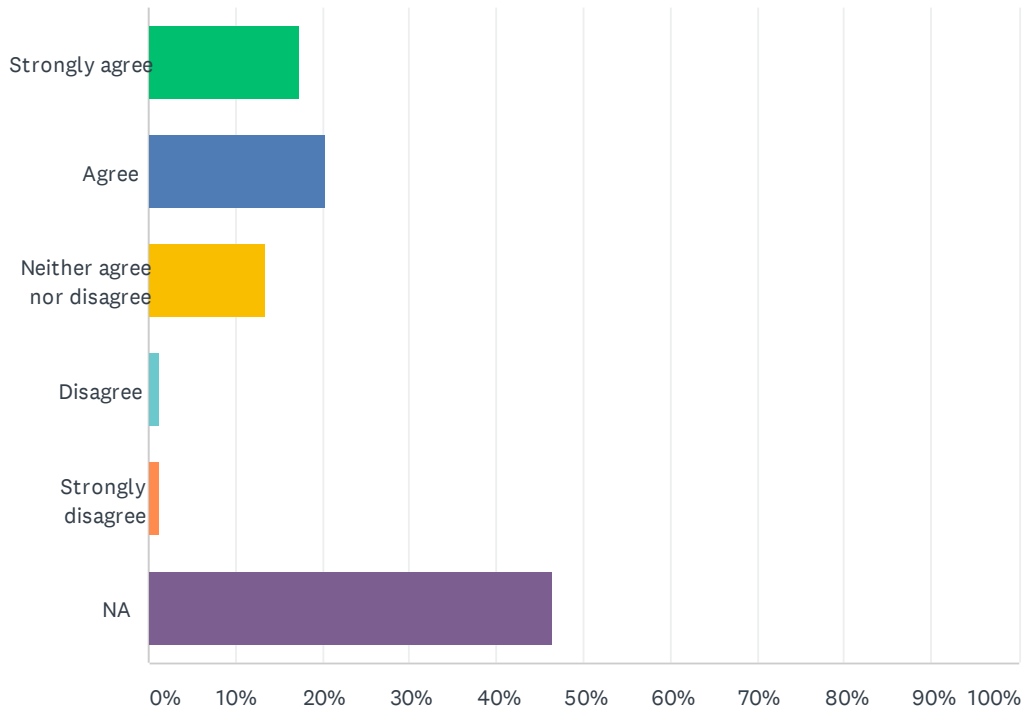
Answered: 170 Skipped: 111



| ANSWER CHOICES | RESPONSES | |
|----------------------------|-----------|------------|
| Strongly agree | 19.41% | 33 |
| Agree | 22.94% | 39 |
| Neither agree nor disagree | 9.41% | 16 |
| Disagree | 1.18% | 2 |
| Strongly disagree | 1.76% | 3 |
| NA | 45.29% | 77 |
| TOTAL | | 170 |

Q51 When I call the transportation office, my call is answered promptly.

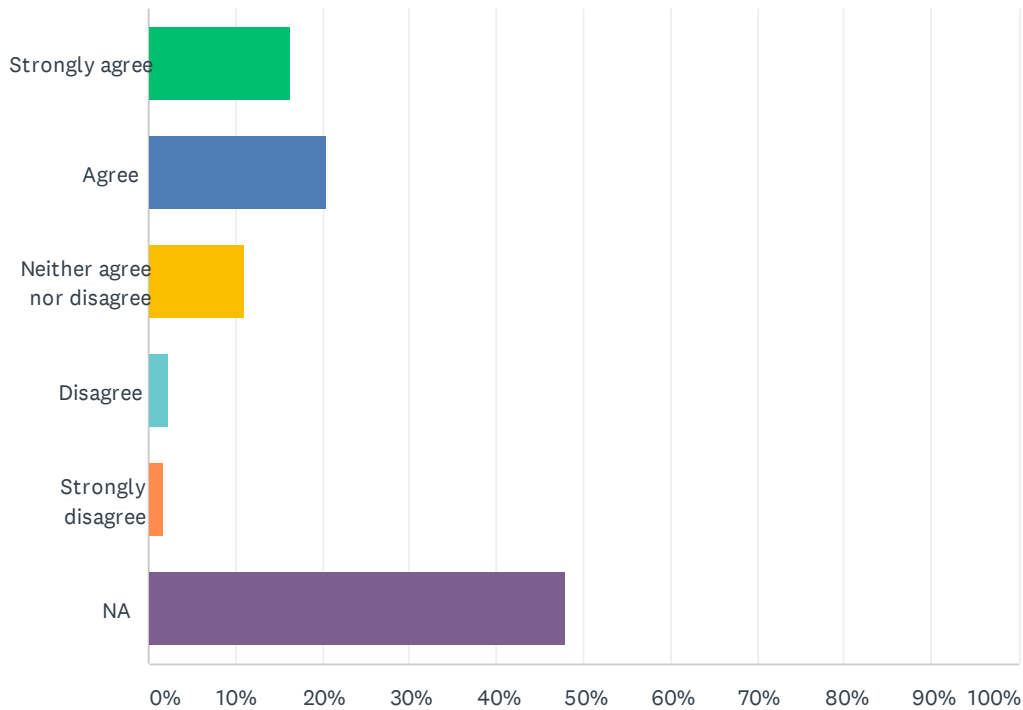
Answered: 172 Skipped: 109



| ANSWER CHOICES | RESPONSES | |
|----------------------------|-----------|-----|
| Strongly agree | 17.44% | 30 |
| Agree | 20.35% | 35 |
| Neither agree nor disagree | 13.37% | 23 |
| Disagree | 1.16% | 2 |
| Strongly disagree | 1.16% | 2 |
| NA | 46.51% | 80 |
| TOTAL | | 172 |

Q52 If I email or leave a message for the transportation office, I receive a response in a timely manner.

Answered: 171 Skipped: 110



| ANSWER CHOICES | RESPONSES | |
|----------------------------|-----------|------------|
| Strongly agree | 16.37% | 28 |
| Agree | 20.47% | 35 |
| Neither agree nor disagree | 11.11% | 19 |
| Disagree | 2.34% | 4 |
| Strongly disagree | 1.75% | 3 |
| NA | 47.95% | 82 |
| TOTAL | | 171 |