



HERTFORD COUNTY PUBLIC SCHOOLS

HCPS, serving as a cornerstone of our community, will prepare graduates who are ready to meet the global challenges of education, career, and life.

701 North Martin Street • P.O. Box 158 • Winton, North Carolina 27986 • Phone (252)358-1761 • FAX (252) 358-4745

FOR IMMEDIATE RELEASE

Hertford County Public Schools: A Year in Review and the Pursuit for Excellence in 2023-2024

Winton, NC — September 6, 2023 —

Hertford County Public Schools (HCPS) shares newest achievements in the most recent accountability data for the 2022-2023 school year. Despite the numerous challenges faced, HCPS remains steadfast in its commitment to the pursuit of excellence in our schools.

The data reflects an overall improvement in reading proficiency from the 2020-2021 academic year to the 2022-2023 academic year in most grade levels. For example, in the 4th grade, reading proficiency increased from 33% to 42.9%. This improvement shows that the efforts of our HCPS educators to enhance reading skills and performance have been effective. In addition to the improvement in 4th grade reading, grades 5 and 8 science saw an overall proficiency improvement from 43.7% in 2021-2022 to 58.3% in 2022-2023. Furthermore, this improvement in science proficiency for grades 5 and 8 reflects the dedication and progress of our teachers and students.

In the case of EOG proficiency data, despite facing fluctuations in performance over the years, the latest data in 2022-2023 indicate an overall proficiency of 32.1% in Math I up from 19.5% in the 2021-2022 school year and 52.2% in Biology which is an improvement from the 46.1% in the 2021-2022 school year. We are proud of the resilience of our communities, students, educators, and staff who have persevered through challenging periods and managed to achieve notable improvement. It showcases a commitment to continuous improvement and the successful implementation of strategies to support students' learning in Biology and Math I.

School performance grades offer insights into overall performance. In the 2022-2023 academic year, HCPS reduced the number of schools receiving an "F" grade, decreasing from three to two. Additionally, two schools maintained their "A" grade, while three schools continued with a "D" grade. This underscores the importance of ongoing support and efforts for improvement in our schools.

Dr. Jesse Pratt, Superintendent, emphasized, "HCPS acknowledges the complexity of these trends and reaffirms its commitment to continuous improvement. These statistics serve as the foundation for ongoing efforts to enhance academic outcomes. The achievements of HCPS are a testament to the dedication and commitment of our educators, students, and our community. We are steadfast in our mission to provide quality education while fostering an environment conducive to academic growth."

Dr. Pratt concluded, "As we reflect on our progress, we look forward to the future with renewed determination. The journey ahead holds promise, and we remain resolute in our pursuit of excellence in education for all our students."

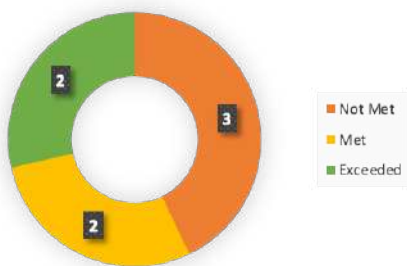
For more information or media inquiries, please contact:

Mrs. Allie Evans
Director of Accountability & Federal Programs
aevans@hertford.k12.nc.us

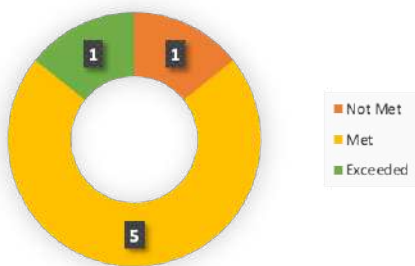
OVERALL GROWTH STATUS

Academic growth is an indication of the progress that students in the school made over the previous year. The standard is roughly equivalent to a year's worth of growth for a year of instruction. Growth is reported for each school as Exceeded Growth Expectations, Met Growth Expectations, or Did Not Meet Growth Expectations, as measured by EVAAS, a statistical tool North Carolina uses to measure student growth. Growth statuses were not assigned in 2019-20 and 2020-21 due to the COVID-19 pandemic.

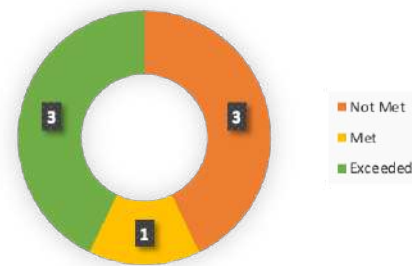
2018-2019



2021-2022



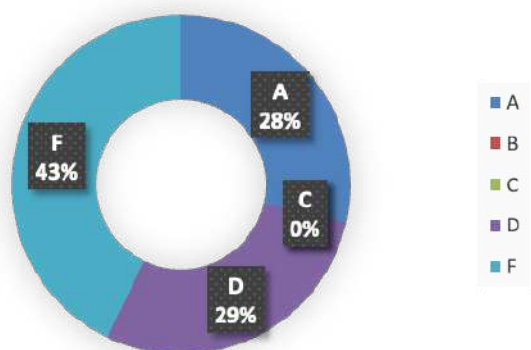
2022-2023



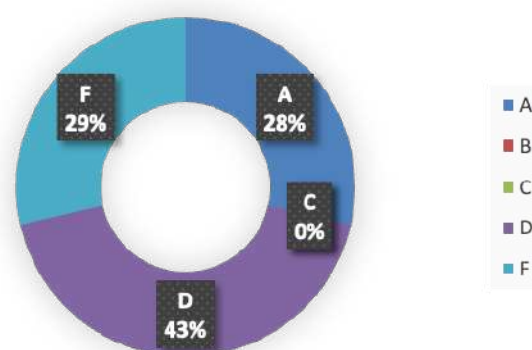
SCHOOL PERFORMANCE GRADES

The North Carolina General Assembly requires that individual schools are given overall school scores for achievement, growth, and performance. Each of those indicators is combined (80% achievement, 20% growth) to designate a School Performance Grade for each academic year. The chart below shows the distribution of School Performance Grades over the last two (2) academic years for which data is available. School Performance Grades were not assigned in 2019-20 and 2020-21 due to the COVID-19 pandemic.

2021-2022



2022-2023



COMPOSITE TEST SCORE COMPARISONS

Hertford County Public Schools gives standardized tests each academic year, as required by the North Carolina Department of Public Instruction. The following table shows grade level proficiency, by each test, for the 2022-23 school year. It also shows the change in proficiency from the previous school year.

Subject	% Proficient
District Composite	33.5
Reading Grade 3	21.2
Reading Grade 4	42.9
Reading Grade 5	29.0
Reading Grade 6	22.6
Reading Grade 7	26.1
Reading Grade 8	40.5
Reading Composite (3-8)	32.7
Science Grade 5	51.9
Science Grade 8	63.6
Science Composite (5 & 8)	58.3

Subject	% Proficient
Math Grade 3	36.3
Math Grade 4	35.1
Math Grade 5	39.1
Math Grade 6	12.4
Math Grade 7	17.6
Math Grade 8	17.8
Grade 8 Math EOG	14.4
Grade 8 NC Math 1	80.0
Math Composite (3-8)	26.2
Biology	52.2
NC Math 1 (9-12)	32.1
NC Math 3 (9-12)	28.9
English II	31.9
ACT Composite	15.2
WorkKeys Composite	36.0
4-Year Cohort Graduation Rate	82.0

CHANGE FROM 2021-22 TO 2022-23

