

# Pre-K and Kindergarten Math and Literacy Centers

## HALLOWEEN



Thank you for your purchase!

This pack is filled with **engaging math and literacy centers for Pre-K and Kindergarten students** with a **Halloween theme**.

**Be sure to read the following page for a list of activities and directions! 😊**

©The Kindergarten Connection 2016

For all things Kindergarten, visit me at  
[www.thekindergartenconnection.com](http://www.thekindergartenconnection.com)



### **Terms of Use:**

Purchase of this item allows the purchaser to reproduce pages for one classroom use only. Reproduction for an entire school or system is prohibited. Please purchase an additional license should you need this product for more than one classroom.

**Copying any part of this product and placing it on the internet in any form is strictly forbidden** and is a violation of the Digital Millennium Copyright Act (DMCA). Thank you for respecting my work!

I hope you enjoy this product. If you have any questions please feel free to contact me at

[alex@thekindergartenconnection.com](mailto:alex@thekindergartenconnection.com)

# List of Literacy Centers and Activities

**ABC Clip Cards (2 sets)** – clip the matching letter A-Z (uppercase to uppercase or uppercase to lowercase).

**“On Halloween I Will Be...” Emergent Reader (2 levels)** print a simple label style version, or one with predictable sentence pattern. Copy two-sided and cut in half for two books!

**Sound Trick or Treat (2 versions)**– Pick an alphabet candy card. Read the letter and color a picture that starts with that sound. (Version 2 places letters next to the pictures for letter matching).

**Ghostly Letters** - Complete the ghost puzzles by matching letters (both upper and lowercase included). Optional recording sheet included as well.

**Name Tracing Strips** – Editable File included! Make these for your students and laminate them or put them in a sheet protector. With dry erase markers they can trace their names over and over!

**Pre-Writing Tracing Strips**— 20 tracing strips for beginning writing strokes. Laminate and trace left to right from the spider to the web! (Comes in black and white as well for paper/pencil options).

**Monster Mash ABC's**— Pick a monster card and say the letter. Color in its match. Both upper and lowercase versions included.

**Cauldron Tracing Cards** — Print and laminate. With a dry erase marker kids can practice writing both their upper and lowercase letters.

**Spooky Sight Words**— Roll the die and write the word on the graph. If you roll a "BOO!" pick any word! \*Editable for any words and includes inserts for the plastic sleeve dice.

# List of Math Centers and Activities

**Monster Counting Clip Cards** – Count the monsters and clip the total (sets to 10).

**Number Word Clip Cards**—Read the number word on each cauldron and clip the matching numeral (number words to 10).

**10 Frame Potions**— (2 Versions) Pick a ten frame cauldron card, read the ten frame and color the matching number potion. 2<sup>nd</sup> version is color the matching ten frame.

**20 Frame Potions** – Pick a twenty frame cauldron card, read the teen number, and color the matching number potion.

**Scaredy Count** - (2 versions) Pick a card and count the items. Record how many of each object in the boxes (sets to 10 and sets to 20).

**Monster Mash Math**— Pick a monster card. Say the number and color its match. (2 sets – 1-10 and 1-20).

**Spooky Shape Roll**— Roll the jack-o-lantern shape die (printable die included, as well as cards for if you use plastic sleeve dice) and name the shape you land on. Color in the matching shape. Two versions — one with matching exact shapes, and one with matching jack-o-lantern shapes to generic shapes for more of a challenge).

**Monster Graph**— Roll the die. Color a space above the monster you roll on the graph. See which monster gets to the top first!

**Candy Counting Cards**— Count the candies on each card on write the total in the box with a dry erase marker (laminated or put in a sheet protector). Sets to 12.

**Candy Addition to 10/Missing Candy Cards**— read the number on each candy pail and count how many are already in the ten frame. Add more candies until you reach your needed total.

**Numbers write and wipe cards** - Print and laminate. With a dry erase marker kids can practice writing numbers 0-9.

**Batty for Numbers (2 Versions)**— Roll a die and color that many squares, starting at 1. How fast can you get to 20? (2<sup>nd</sup> version goes to 50).

**Monster Spin**— Use a paperclip and a pencil to spin the monster spinner. Say the number and color a candy bag with that number of candy corns. (1-5 and 6-10).

**Monster Spin Addition**— Use a paperclip and a pencil to spin each monster spinner. Add the numbers together (use the number line if needed) and color a monster with the sum.

Black and White Copies of color items are included at the end of the file.

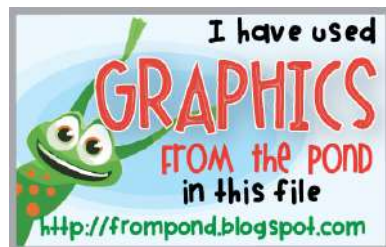

Don't forget the editable activities in the ZIP File! 😊

Questions? Requests?

Email me at [alex@thekindergartenconnection.com](mailto:alex@thekindergartenconnection.com)



# Fonts and Graphics Credit— click for more info!





A



B

R

F

A

B

D

H



C



D

O

C

N

D

C

V



E



F

W

E

F

F

I

T



G



H

J

Y

G

S

H

L



I



J

I

T

R

K

U

J



K



L

P

K

H

L

Z

T



M



N

N

W

M

Q

N

U



O



P

O

U

B

F

D

P



Q



R

S

Q

X

P

D

R





S



T

S

F

V

T

A

R



U



V

E

U

A

V

W

U



W



X

M

W

V

Z

T

X



Y



Z

V

Y

N

C

Z

X



A



B

a

c

w

d

t

b



C



D

h

a

c

b

d

p



E



F

e

q

a

f

j

t



g

q

j

n

h

m



l

n

i

p

j

k



k

t

r

t

y

l





m

n

s

m

n

v



u

a

o

p

q

b



o

g

q

p

r

b



w

g

s

t

n

l



a

u

v

u

w

v



w

m

v

v

x

z



h

p

y

z

x


v

On  
**Halloween**  
I will be ...

Colored by \_\_\_\_\_


On  
**Halloween**  
I will be ...

Colored by \_\_\_\_\_



**A ballerina**

---



**A ballerina**




**A mummy**


---



**A mummy**



**A pirate**



**A pirate**




**A princess**

---




**A princess**





**A witch**

---



**A witch**



**Trick or Treat!**




**Trick or Treat!**

On  
**Halloween**  
I will be ...

Colored by \_\_\_\_\_


On  
**Halloween**  
I will be ...

Colored by \_\_\_\_\_



**I will be a ballerina.**

---



**I will be a ballerina.**




**I will be a mummy.**

---




**I will be a mummy.**




**I will be a pirate.**

---



**I will be a pirate.**




**I will be a princess.**

---




**I will be a princess.**





**I will be a witch.**

---



**I will be a witch.**

















**Trick or Treat!**



**Trick or Treat!**















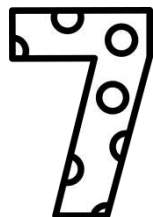










# Sound Trick or Treat

Name \_\_\_\_\_



Pick a candy card. Read the letter and color a picture that starts with that sound.

# Boo!



# Sound Trick or Treat

Name \_\_\_\_\_




Pick a candy card. Say the letter and find its matching beginning sound picture.


# Boo!




v




r



u




n




h


t




z




o




m




e




k




j




q



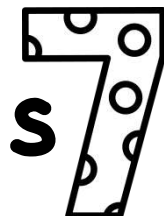
p




l




w




s



i




f




g




a



b



c



d



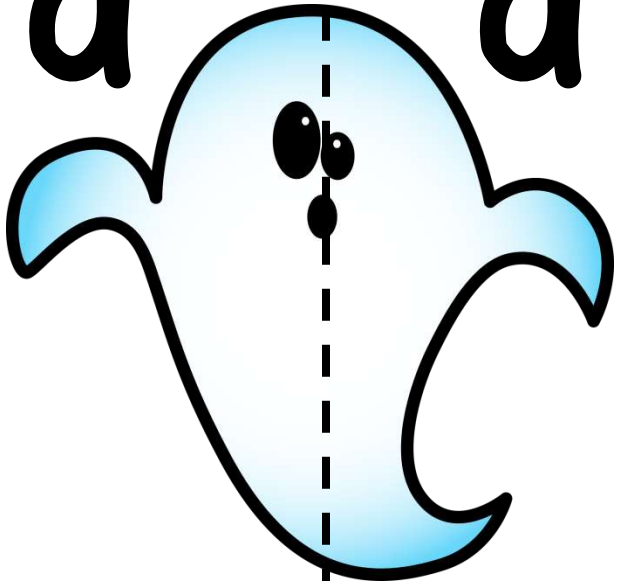
y



x

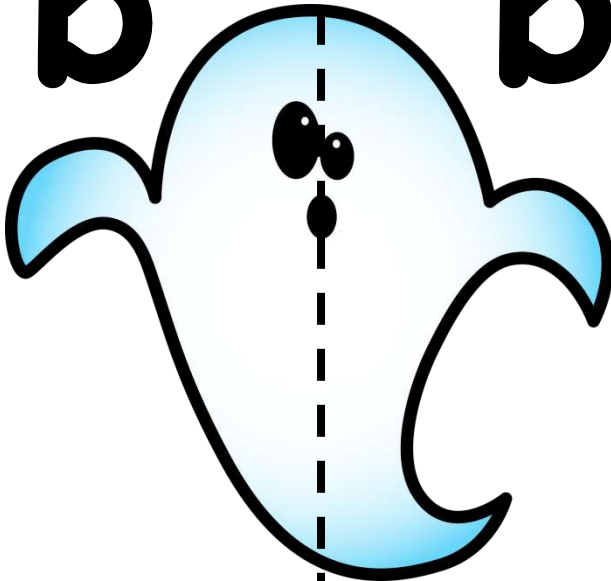
**a**

**a**




**b**

**b**




**c**

**c**




**d**

**d**




**e**

**e**



**f**

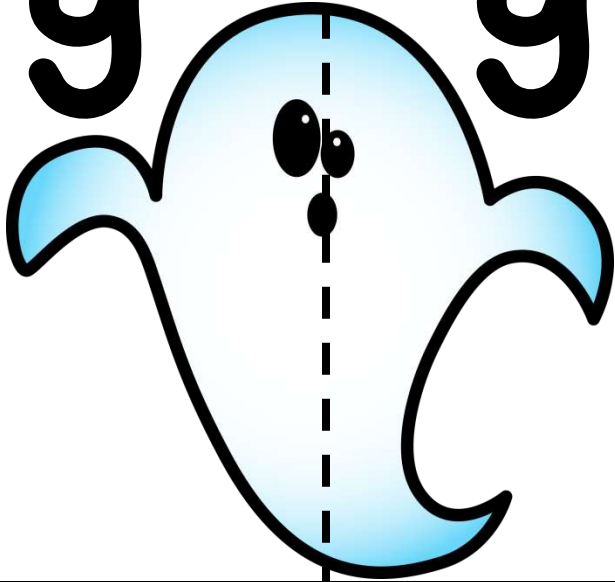
**f**





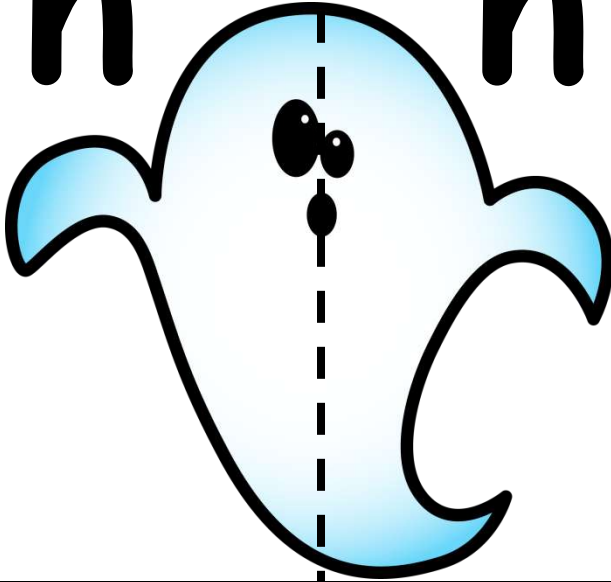
g

g




h

h



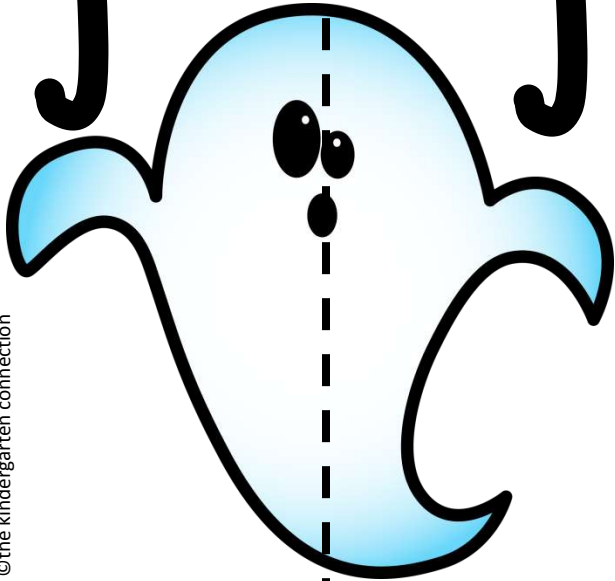
i

i




j

j



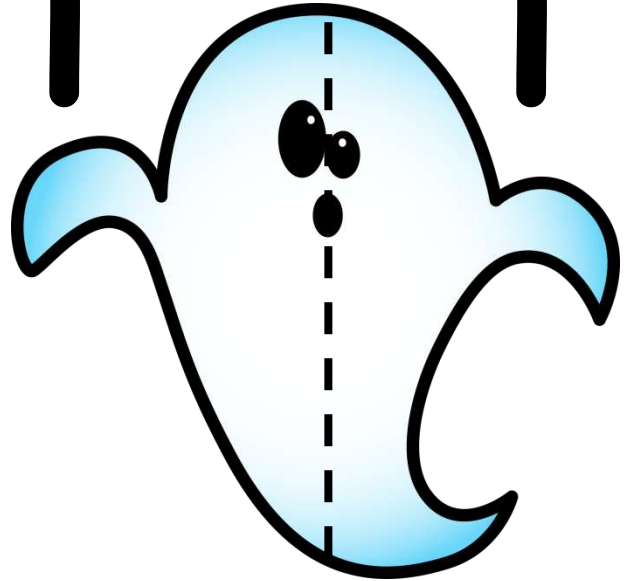
k

k



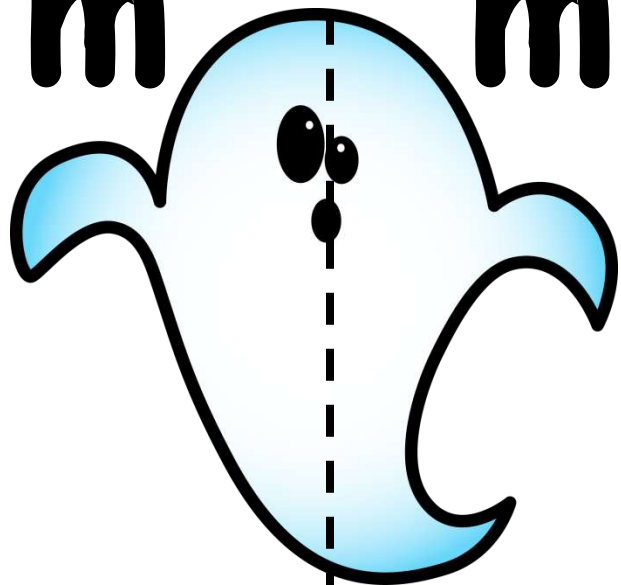
l

l




m

m




n

n




o

o




p

p




q

q




r

r




s

s



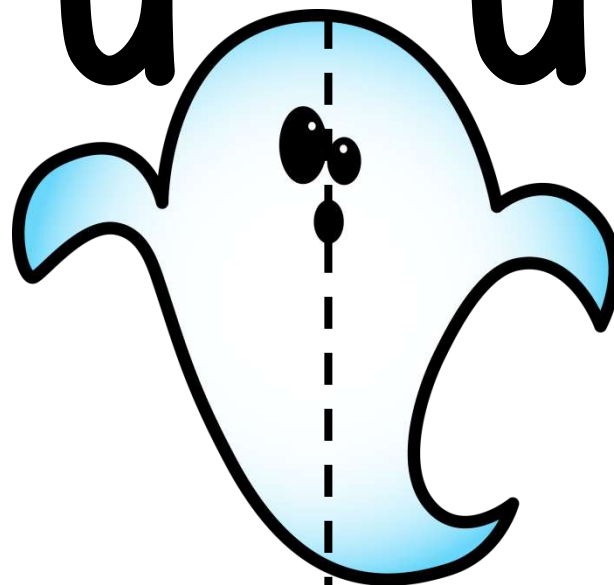
t

t




u

u




v

v




w

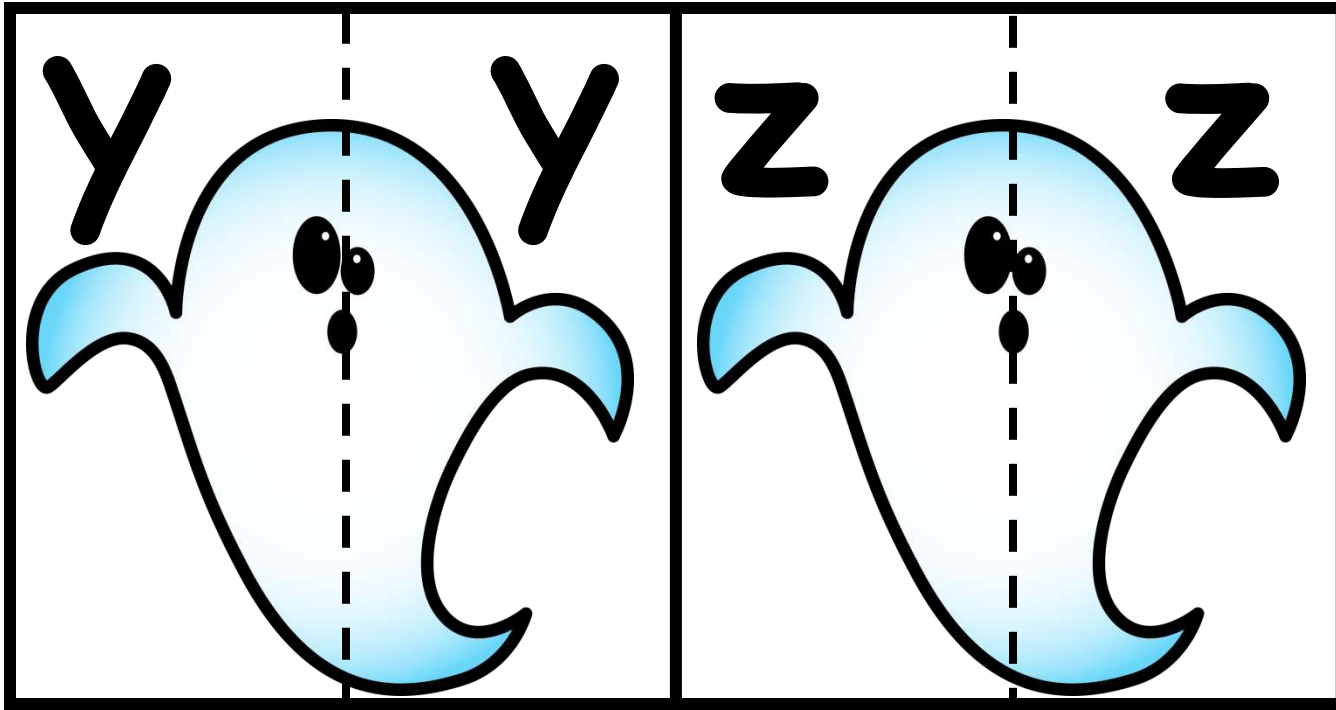
w



x

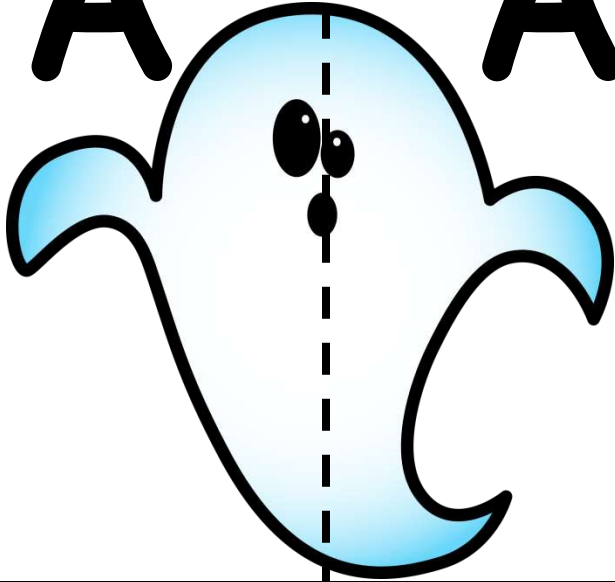
x





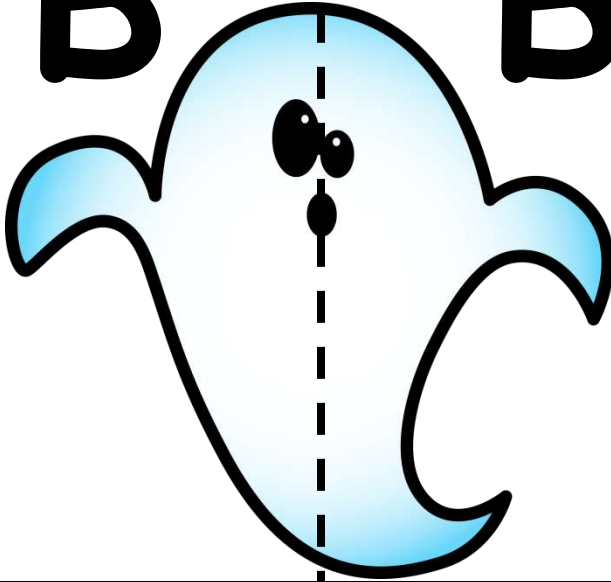
A

A




B

B




C

C




D

D




E

E




F

F



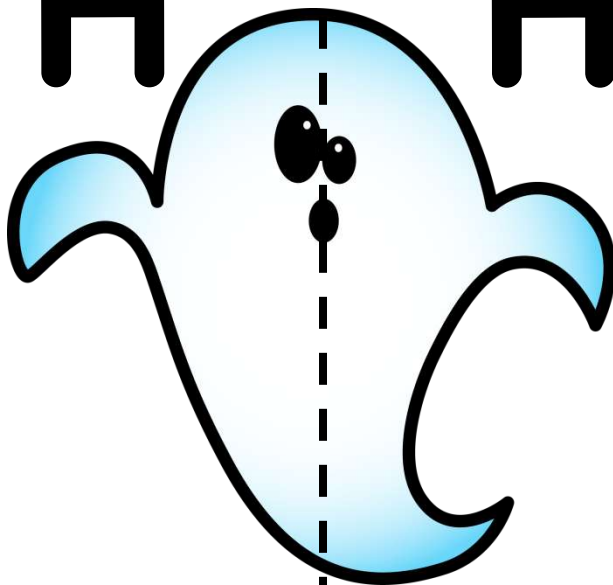
G

G



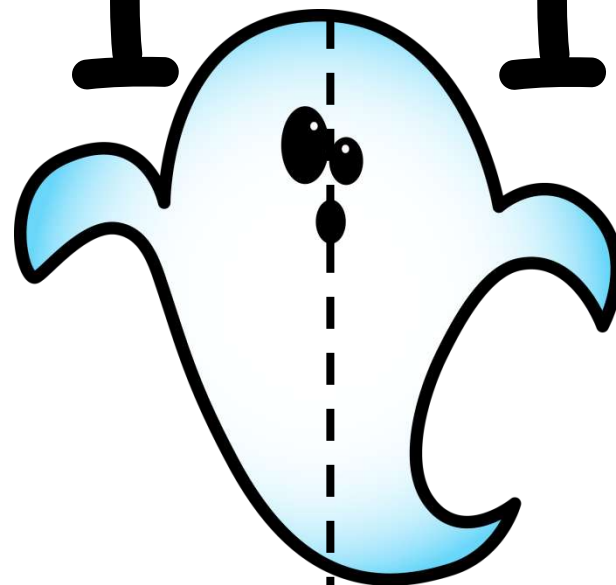
H

H




I

I




J

J



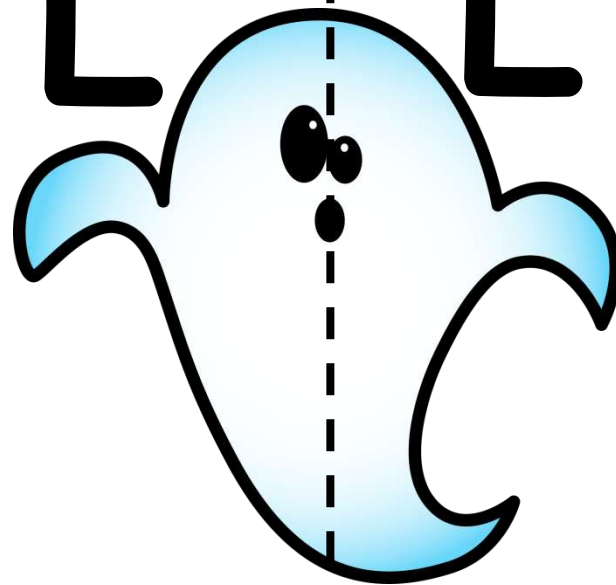
K

K




L

L




M

M




N

N




O

O



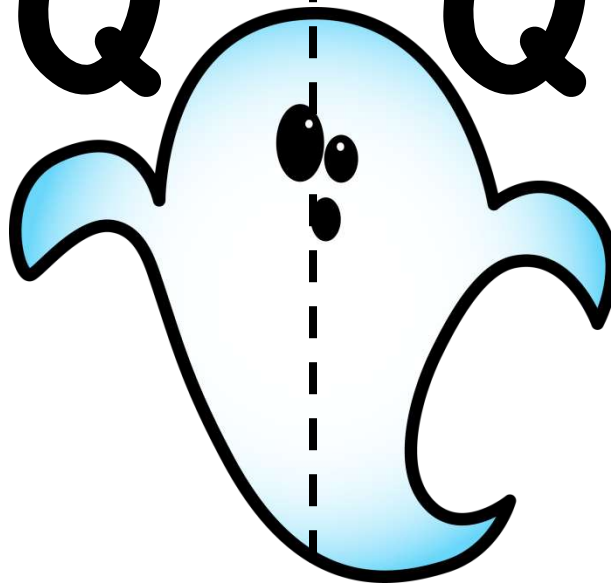
P

P




Q

Q



R


R





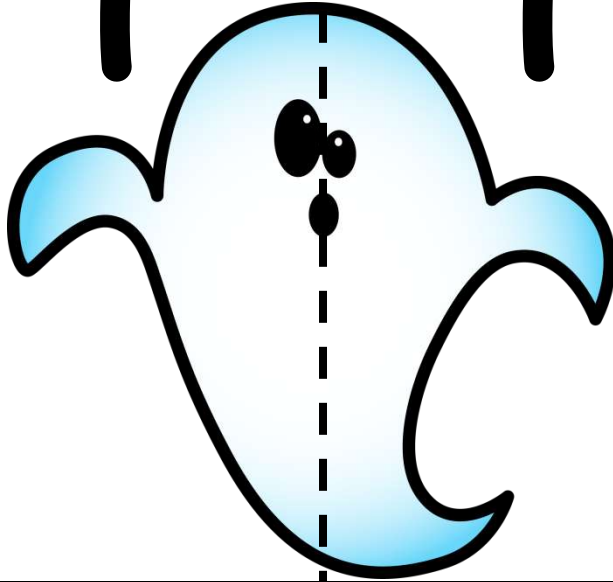
S

S




T

T




U

U




V

V




W

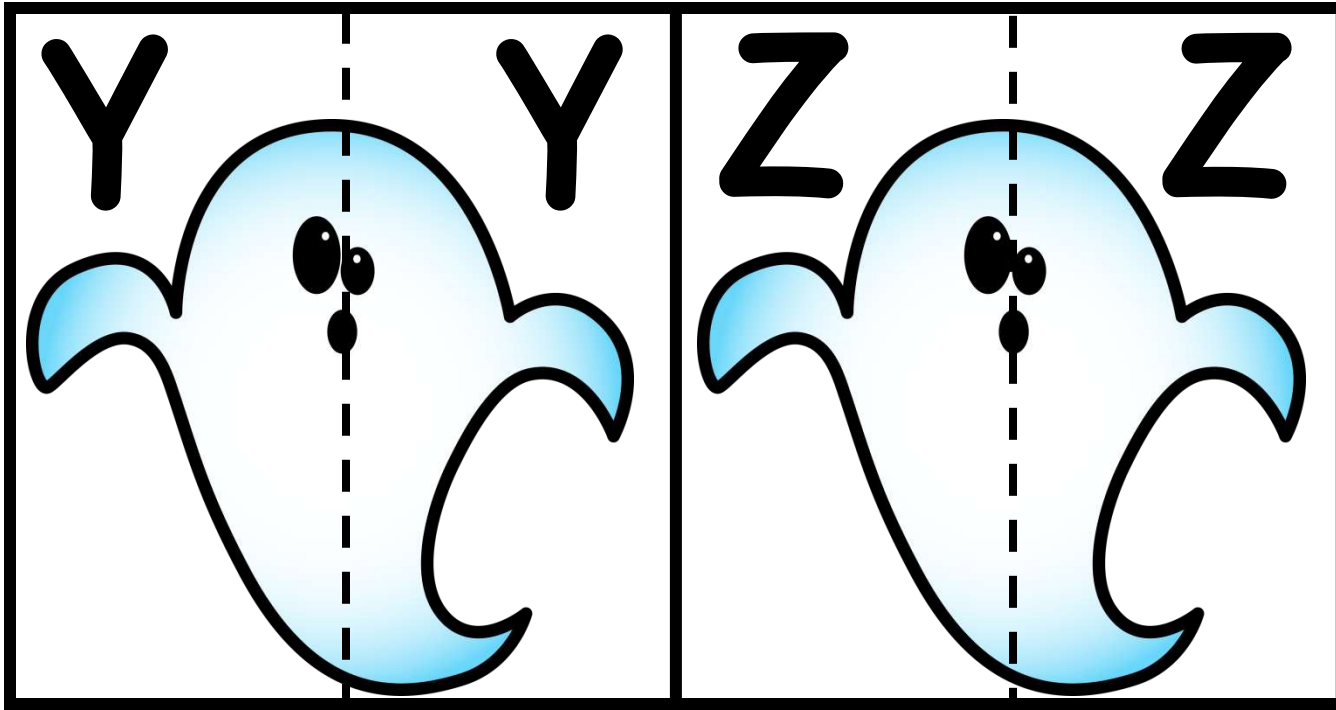
W



X

X



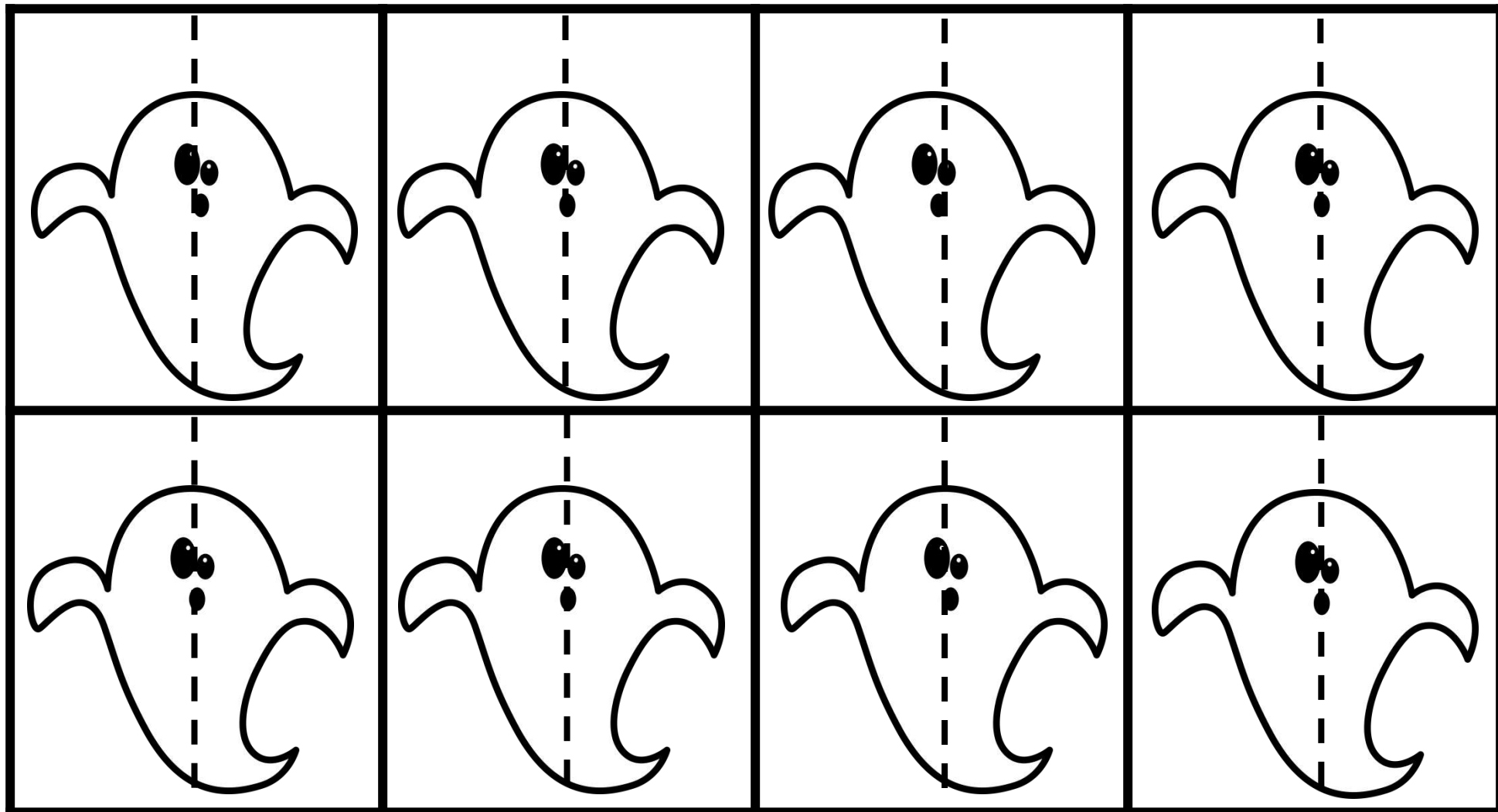


# Ghostly Letters

# BOO!

Name \_\_\_\_\_

Complete the alphabet puzzles.  
Record some of your matches!





Alex






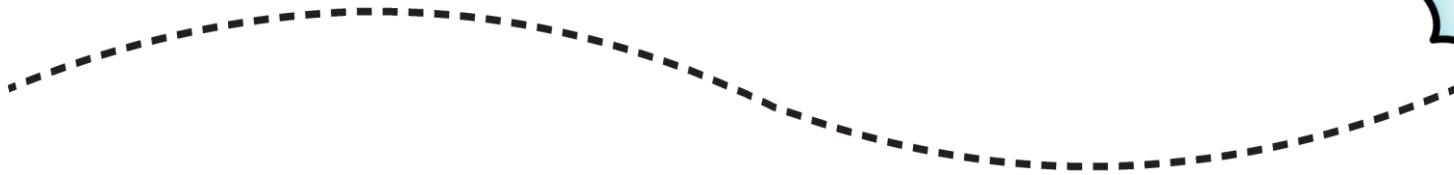



SAMPLE


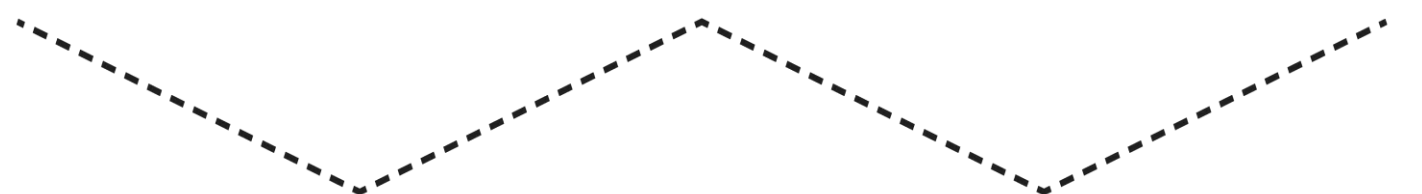













Editable file included in the zip file!  
Add your students' names (or any  
words you want to work on)



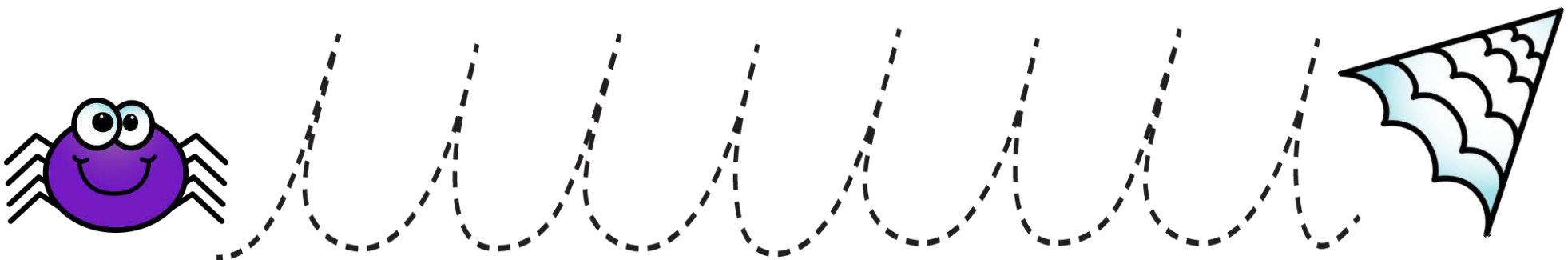
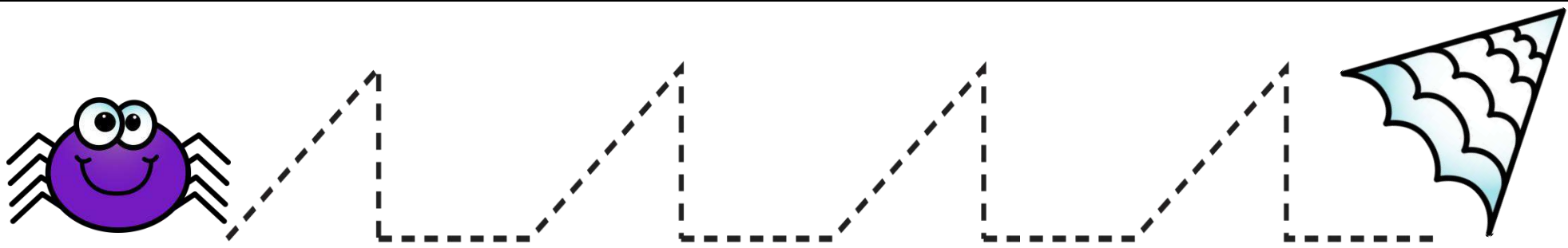
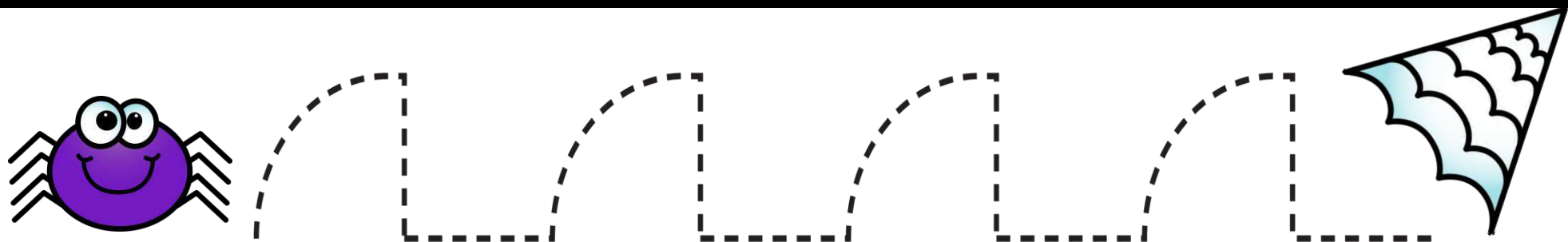
SAMPLE

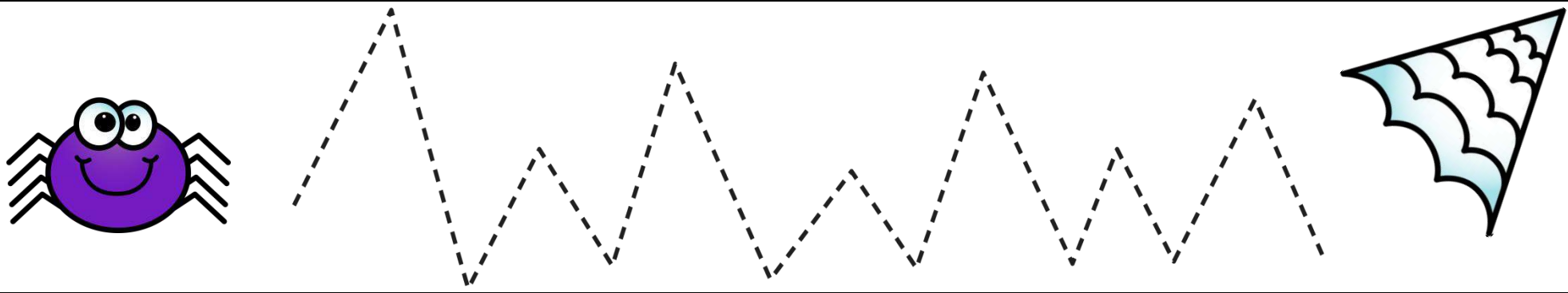
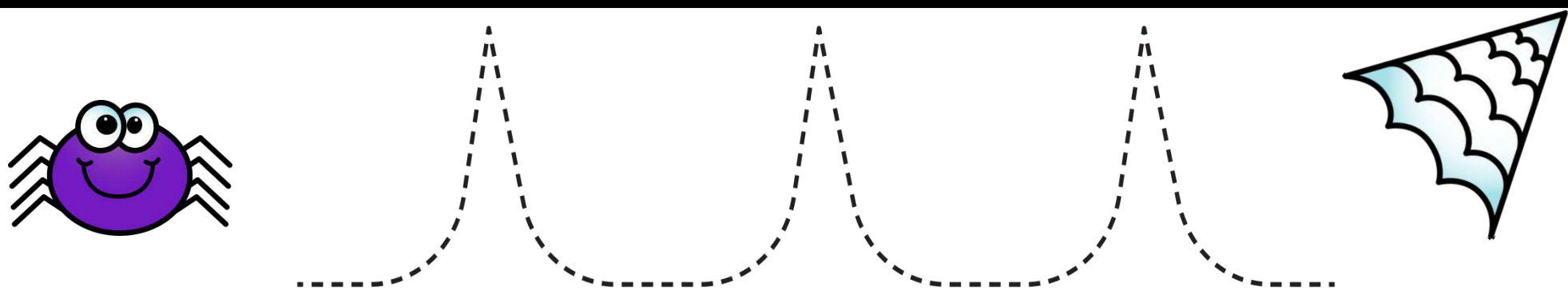















a




b



c




d




e




f




g




h



i




j



k




l







m




n



o




p




q




r




s




t



u



v




w




x



y




z







A




B



C




D




E




F




G




H



I




J




K




L




M




N



O




P



Q




R







S




T



U



V




W




X



Y





Z



# MONSTER MASH ABC'S

Name \_\_\_\_\_

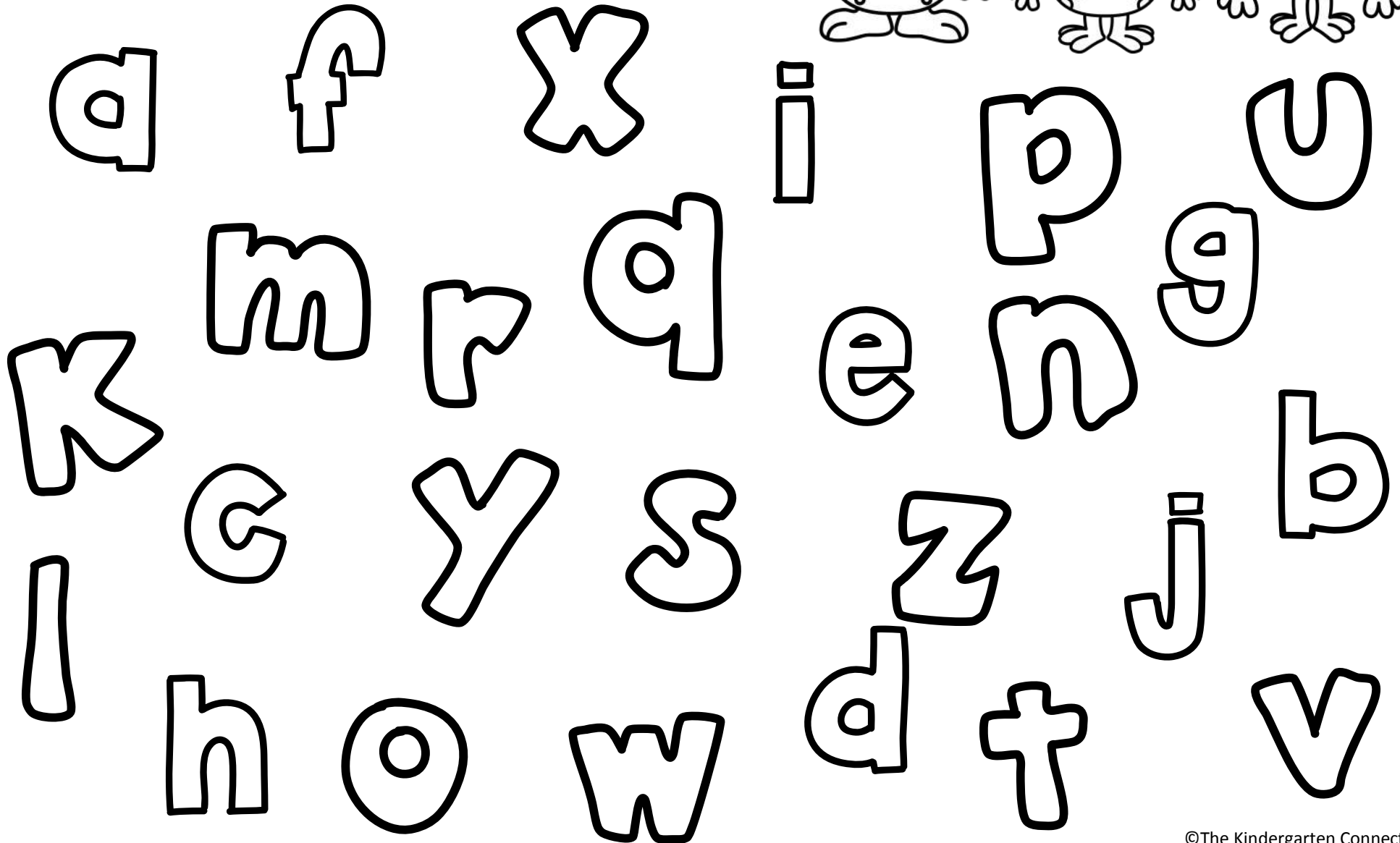

Pick a monster card. Say the letter name. Find and color the matching letter.








# MONSTER MASH ABC'S






Name \_\_\_\_\_





Pick a monster card. Say the letter name. Find and color the matching letter.



































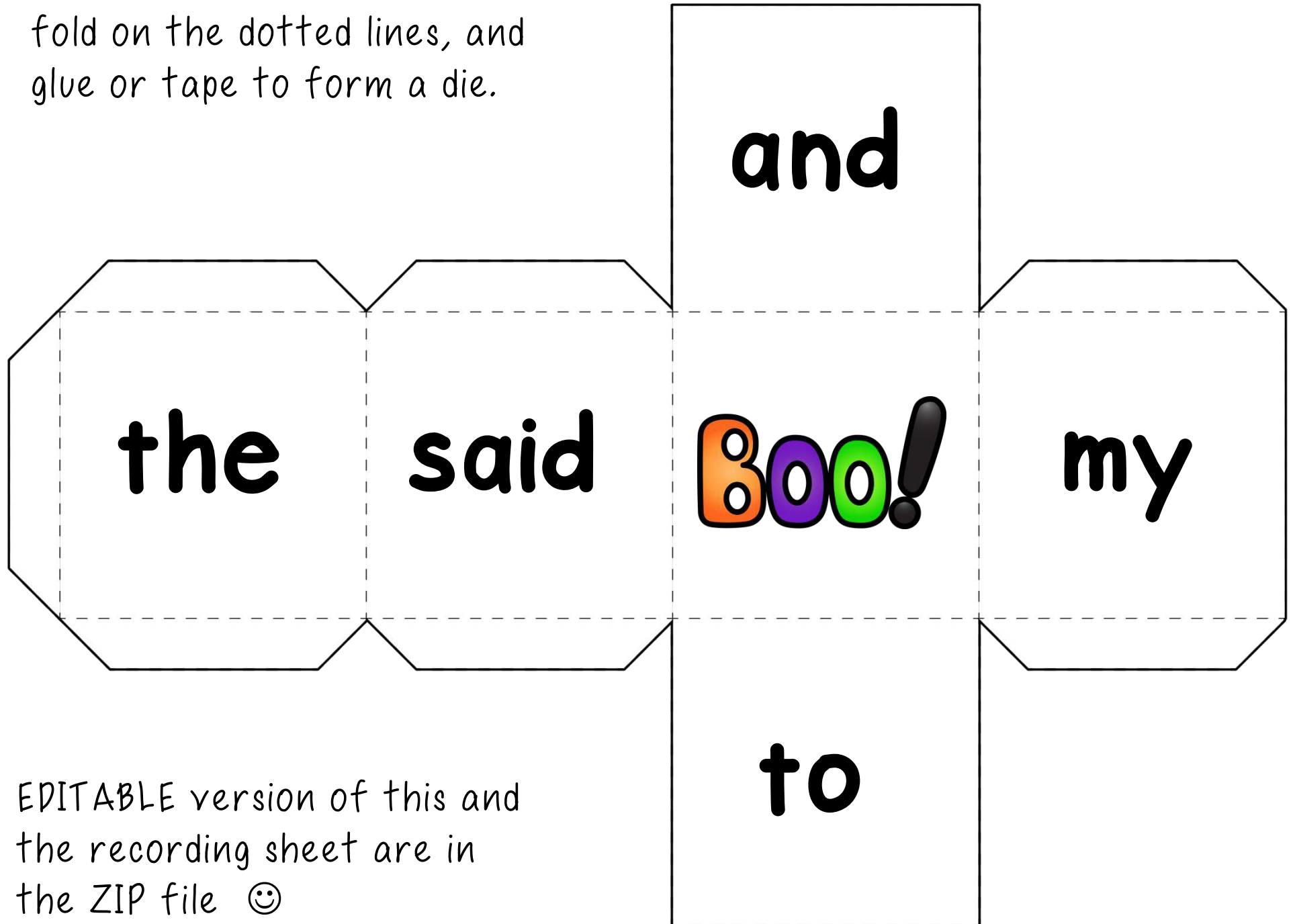








Cut on solid lines, laminate,  
fold on the dotted lines, and  
glue or tape to form a die.



EDITABLE version of this and  
the recording sheet are in  
the ZIP file 😊

Dice insert cards as an option if you use the dice with pockets. 😊

the

and

my

said

to

Boo!

Also editable in the ZIP file. 😊



# SPOOKY Sight Words

Name \_\_\_\_\_

Roll the die. Record the word you roll on the graph below.  
See which word gets to the top first.  
If you roll a "BOO!", you can pick any word!

said	and	the	my	to





2





0

1

3

1

0



1







2

4

0

4

3



5


4

6

5

8


7



7

10


6



7

2


3



9

8


4



7

10

9



10

1

4



2 0 1



3 1 0



1 2 4



0 4 3



5 4 6



5 8 7



7 10 6

7 2 3













9 8 4

7 10 9













10 1 4










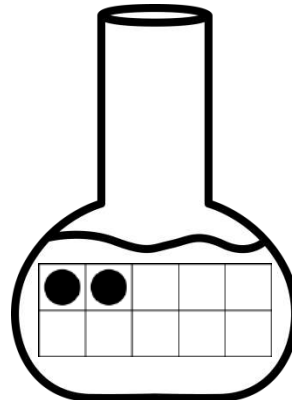
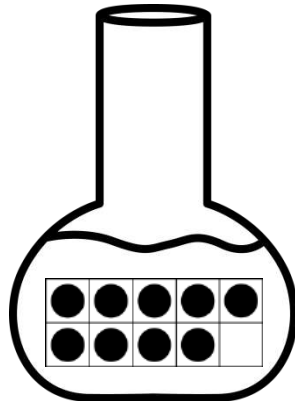
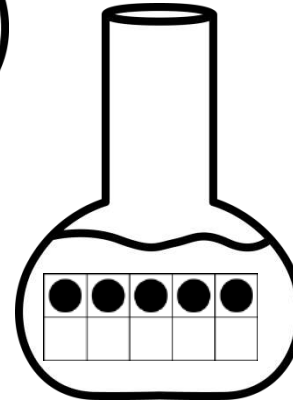

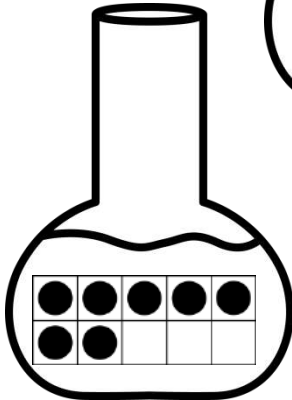
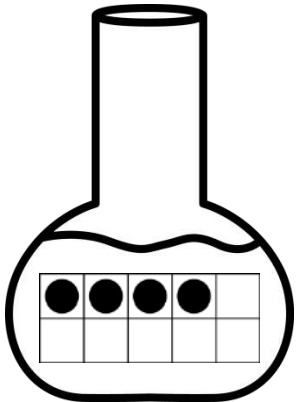
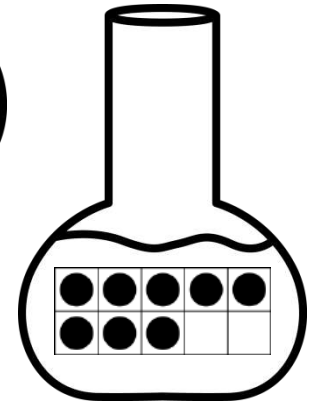
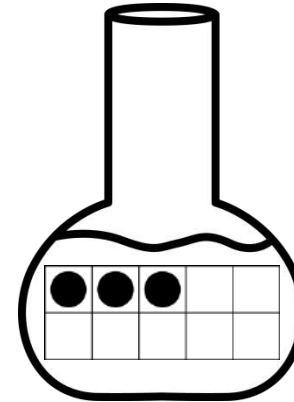
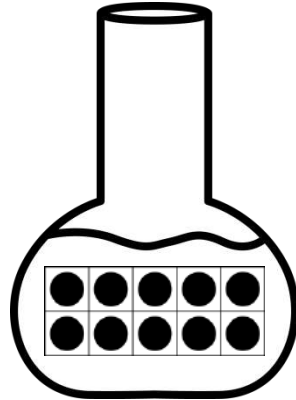
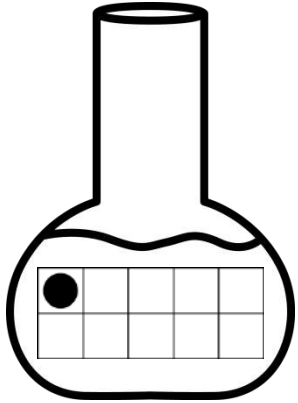




# 10 Frame Potions

Name \_\_\_\_\_

Pick a cauldron card and read the ten frame. Find and color the matching ten frame.

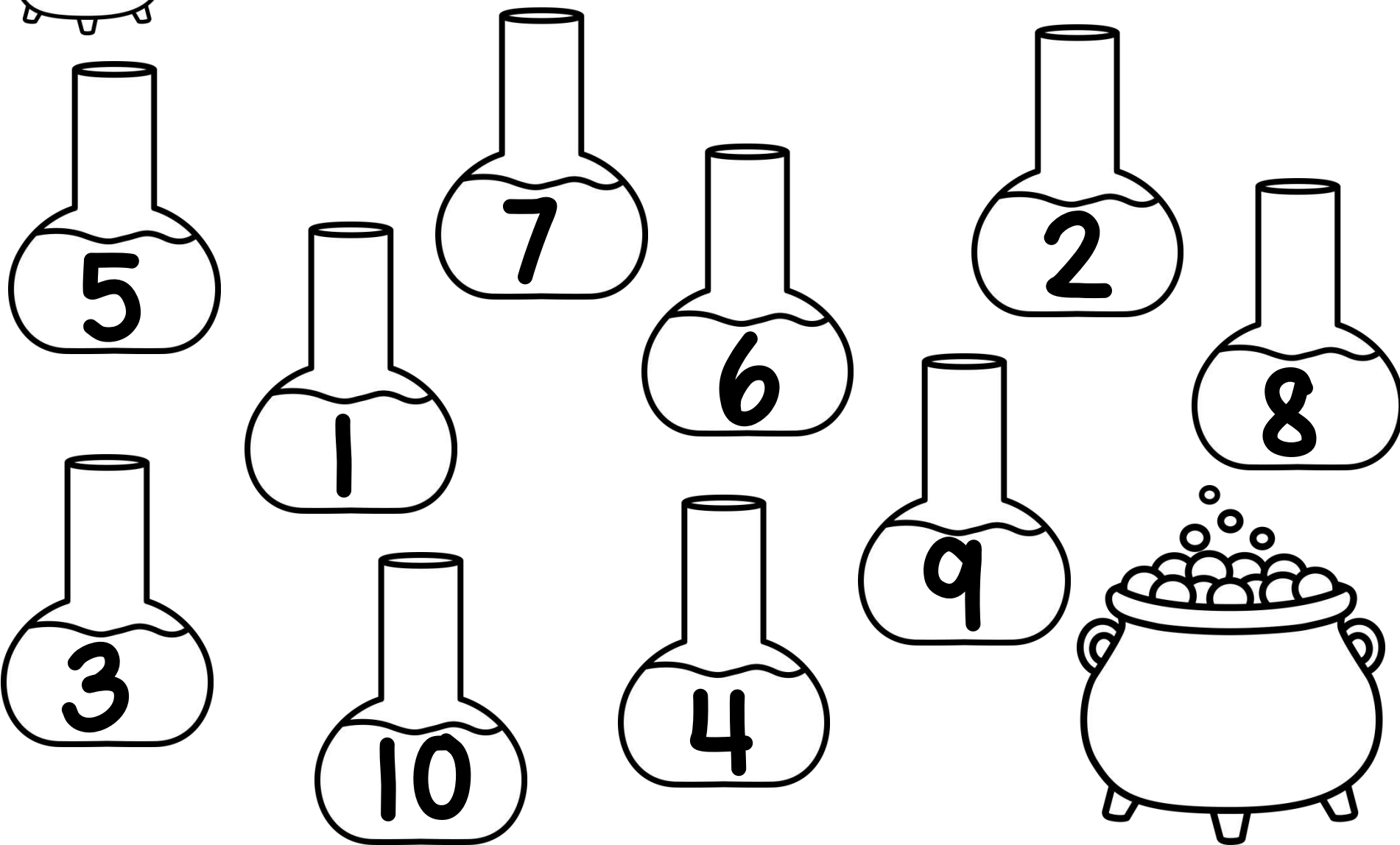




# 10 Frame Potions

Name \_\_\_\_\_

Pick a cauldron card and read the ten frame. Find and color the potion that shows the matching number.


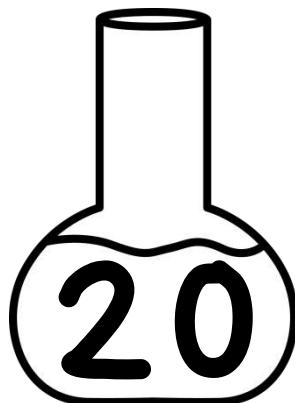



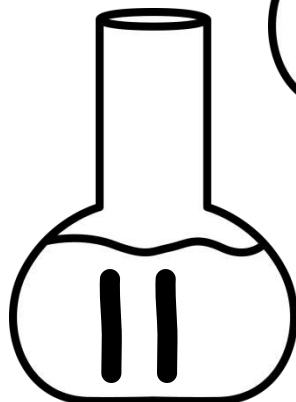
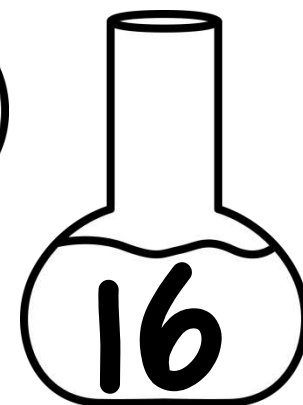
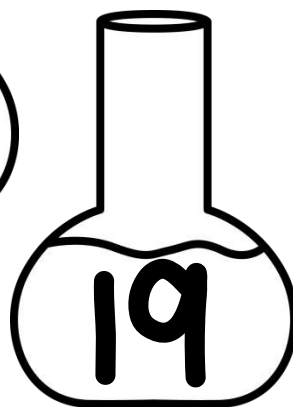
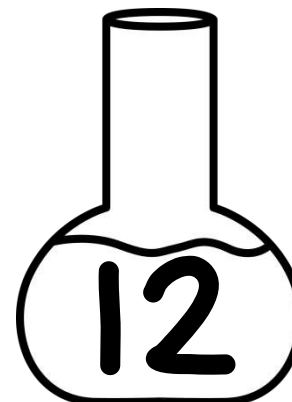
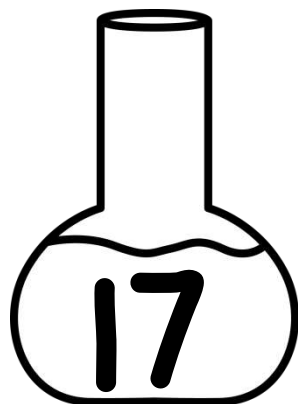
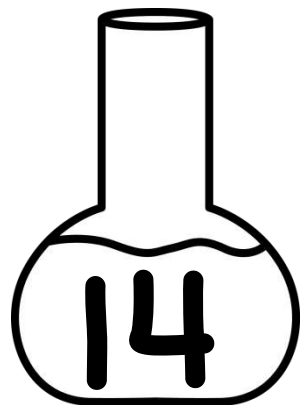




# 20 Frame Potions





Name \_\_\_\_\_



Pick a cauldron card and read the twenty frame. Find and color the potion that shows the matching number.



















# Scaredy Count


Name \_\_\_\_\_

Pick a card and count the objects. Record how many of each object in the boxes.







0




1




2




3




4




5




6




7



8




9



10




11







12




13



14




15




16




17




18



19





20



# MONSTER MASH MATH

Pick a monster card. Say the number name. Find and color the matching number.



Name \_\_\_\_\_



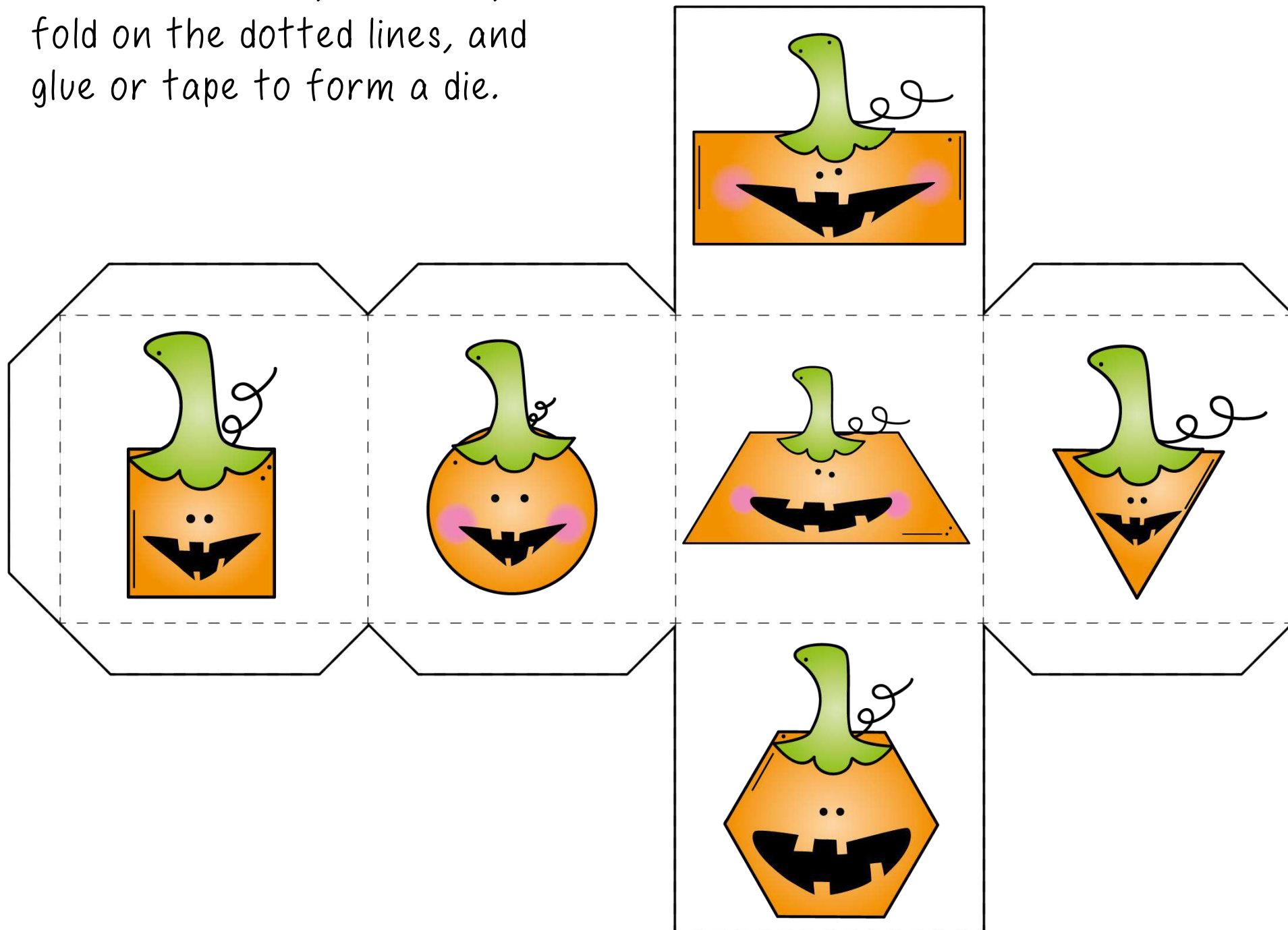
# MONSTER MASH MATH

Name \_\_\_\_\_




Pick a monster card. Say the number name. Find and color the matching number.



Cut on solid lines, laminate,  
fold on the dotted lines, and  
glue or tape to form a die.



Dice insert cards as an option if you use the dice with pockets. 😊



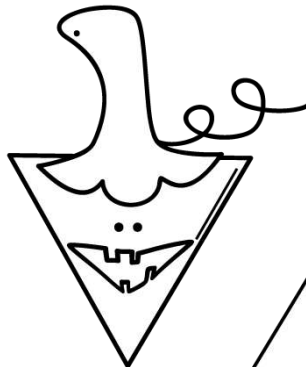


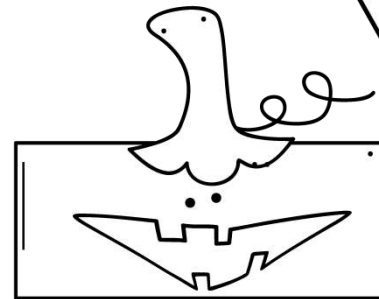

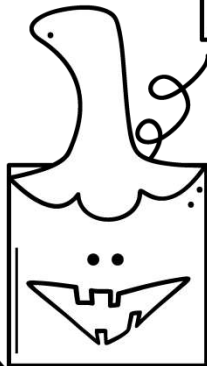


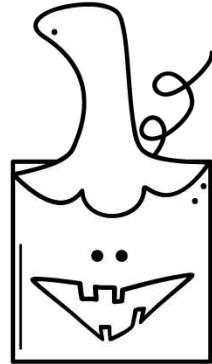
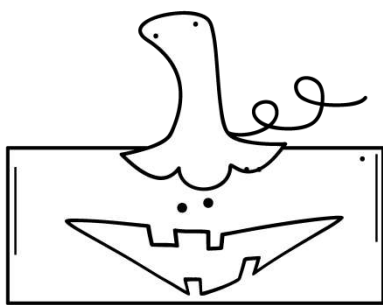




# SPOOKY Shape Roll

Name \_\_\_\_\_

Roll the jack-o-lantern shape die and name the shape you land on. Color in the matching shape.



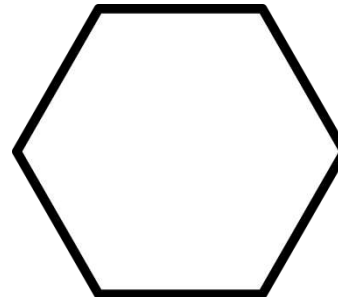


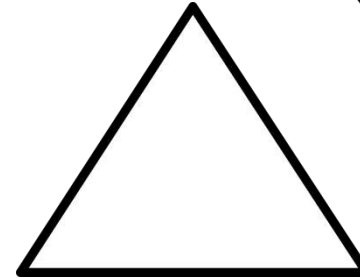
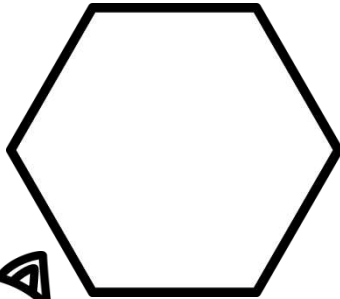









# SPOOKY Shape Roll

Name \_\_\_\_\_






Roll the jack-o-lantern shape die and name the shape you land on. Color in the matching shape.



Cut on solid lines, laminate,  
fold on the dotted lines, and  
glue or tape to form a die.




Dice insert cards as an option if you use the dice with pockets. 😊
















# MONSTER Graph

Name \_\_\_\_\_















Roll the die. Color a space above the monster you roll on the graph below. See which monster gets to the top first!













Draw more  
candies.

2





Draw more  
candies.

3





Draw more  
candies.

4

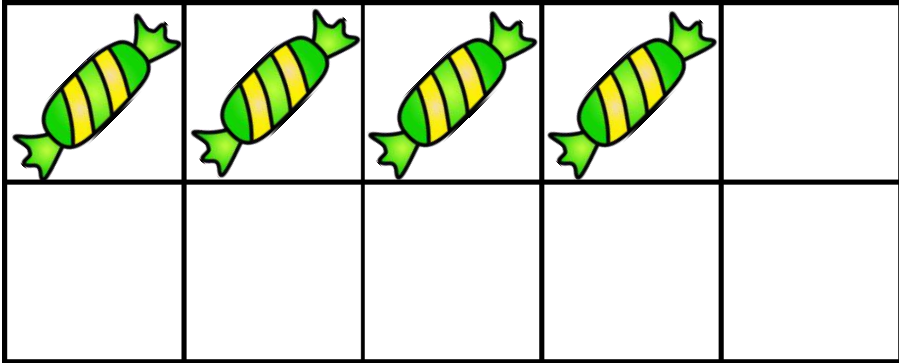




Draw more  
candies.


5






Draw more  
candies.



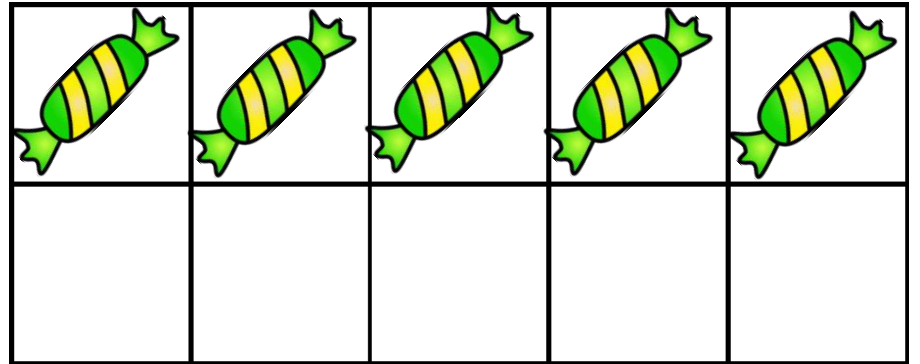

Draw more  
candies.



Draw more  
candies.






Draw more  
candies.





Draw more  
candies.

10









©The Kindergarten Connection



# BATTY for Numbers

Name \_\_\_\_\_



Roll a die and color that many squares, starting at 1. How fast can you get to 20?


1	2	3	4	5	6	7	8	9	10
11	12	13	14	15	16	17	18	19	20

Round 2

1	2	3	4	5	6	7	8	9	10
11	12	13	14	15	16	17	18	19	20

# BATTY for Numbers

Name \_\_\_\_\_



Roll a die and color that many squares, starting at 1. How fast can you get to 50?


1	2	3	4	5	6	7	8	9	10
11	12	13	14	15	16	17	18	19	20
21	22	23	24	25	26	27	28	29	30
31	32	33	34	35	36	37	38	39	40
41	42	43	44	45	46	47	48	49	50



# MONSTER SPIN

Name \_\_\_\_\_

Use a paperclip and a pencil to spin the monster spinner. Say the number and color a candy bag with that number of candy corns.



# MONSTER SPIN

Name \_\_\_\_\_


Use a paperclip and a pencil to spin the monster spinner. Say the number and color a candy bag with that number of candy corns.



# MONSTER SPIN

Name \_\_\_\_\_

Use a paperclip and a pencil to spin each monster spinner. Add the numbers together (use the number line if needed) and color a monster with the sum.





A



B

R


F

A

B

D

H



C



D

O


C

N

D

C

V



E



F

W


E

F

F

I

T



G



H

J


Y

G

S

H

L



I



J

I


T

R


K

U

J



K



L

P


K

H

L

Z

T



M



N

N


W

M

Q

N

U



O



P

O

U

B


F

D

P



Q



R

S

Q

X

P

D

R





S



T

S


F

V

T

A

R



U



V

E

U

A

V

W

U



W



X

M


W

V

Z

T

X



Y



Z

V



Y

N

C

Z

X



a



c

w

d

t

b



h



a

c

b

d

p



e



q

a

f

j

t



g



q

j

n

h

m



l



n

i

p

j

k



k



t

r

t

y

l



m



n

s

m

n

v



u



a

o

p

q

b



o



g

q

p

r

b



w



g

s

t

n

l



a



u

v

u

w

v



w



m

v

v

x

z



h

p




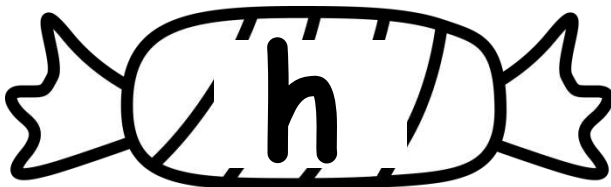





y











z

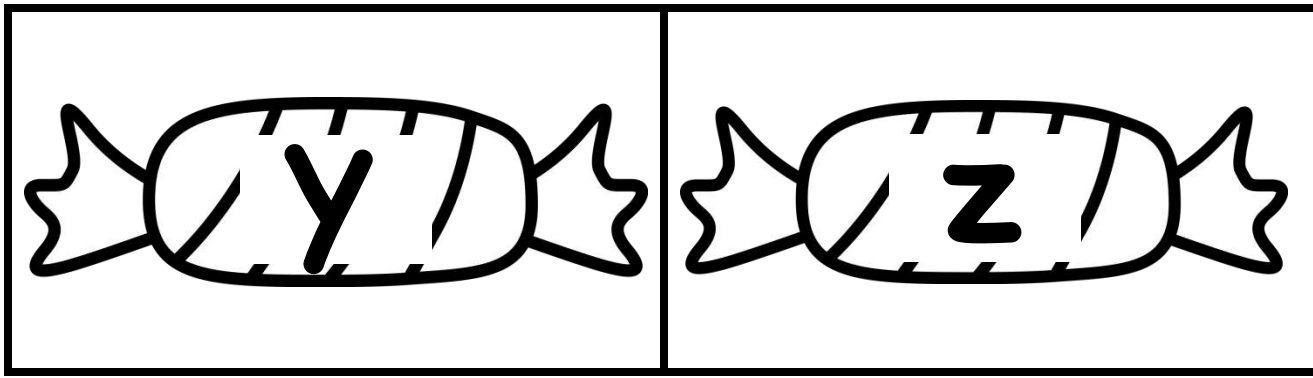
x

v











**a**

**a**




**b**

**b**




**c**

**c**




**d**

**d**



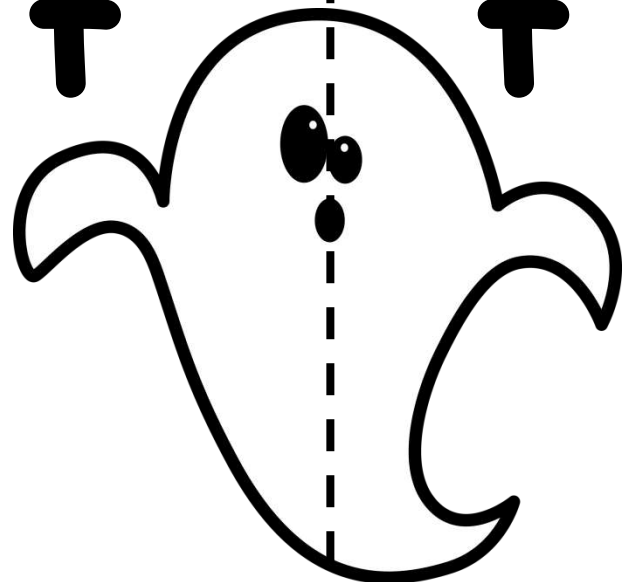
**e**

**e**



**f**

**f**



g

g

h

h

i

i

j

j

k


k

l

l

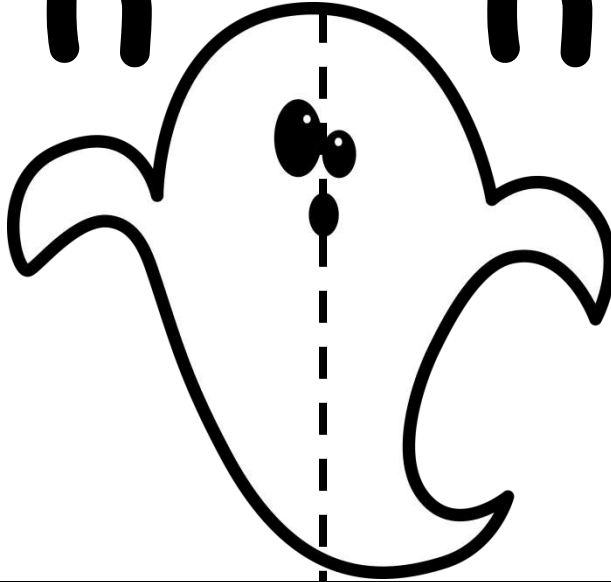
m

m




n

n




o

o




p

p




q

q




r

r



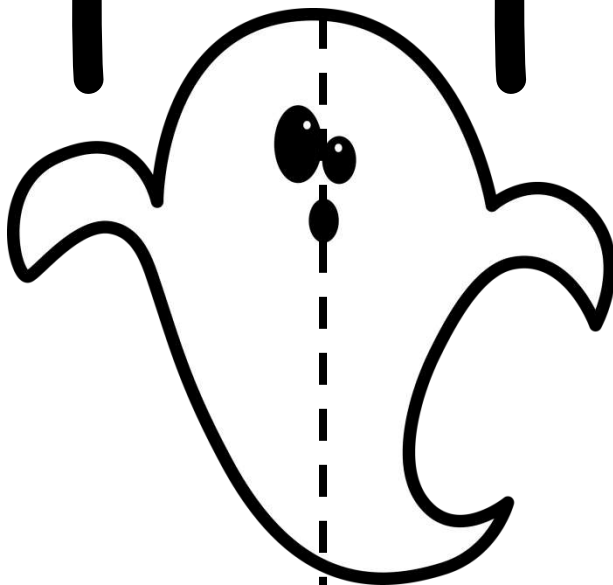
**s**

**s**



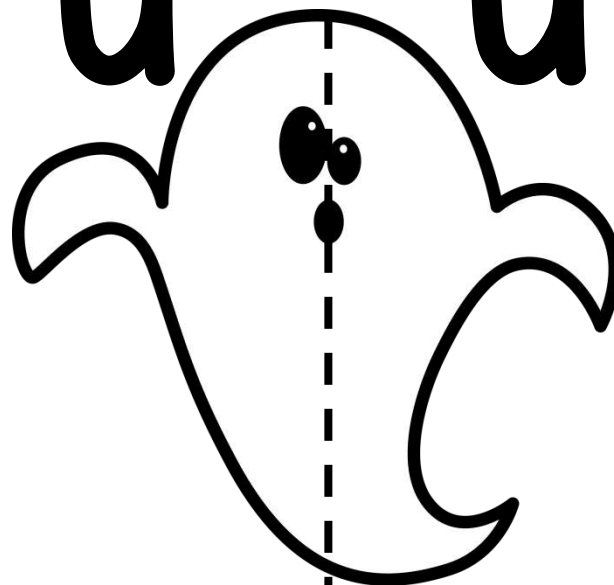
**t**

**t**




**u**

**u**




**v**

**v**



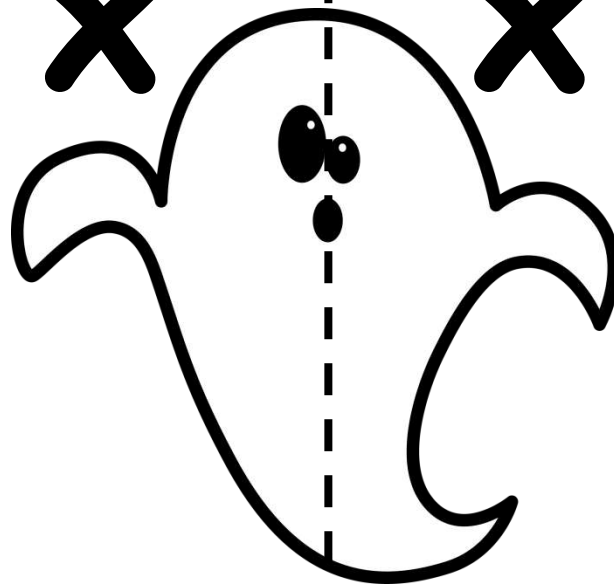
**w**

**w**

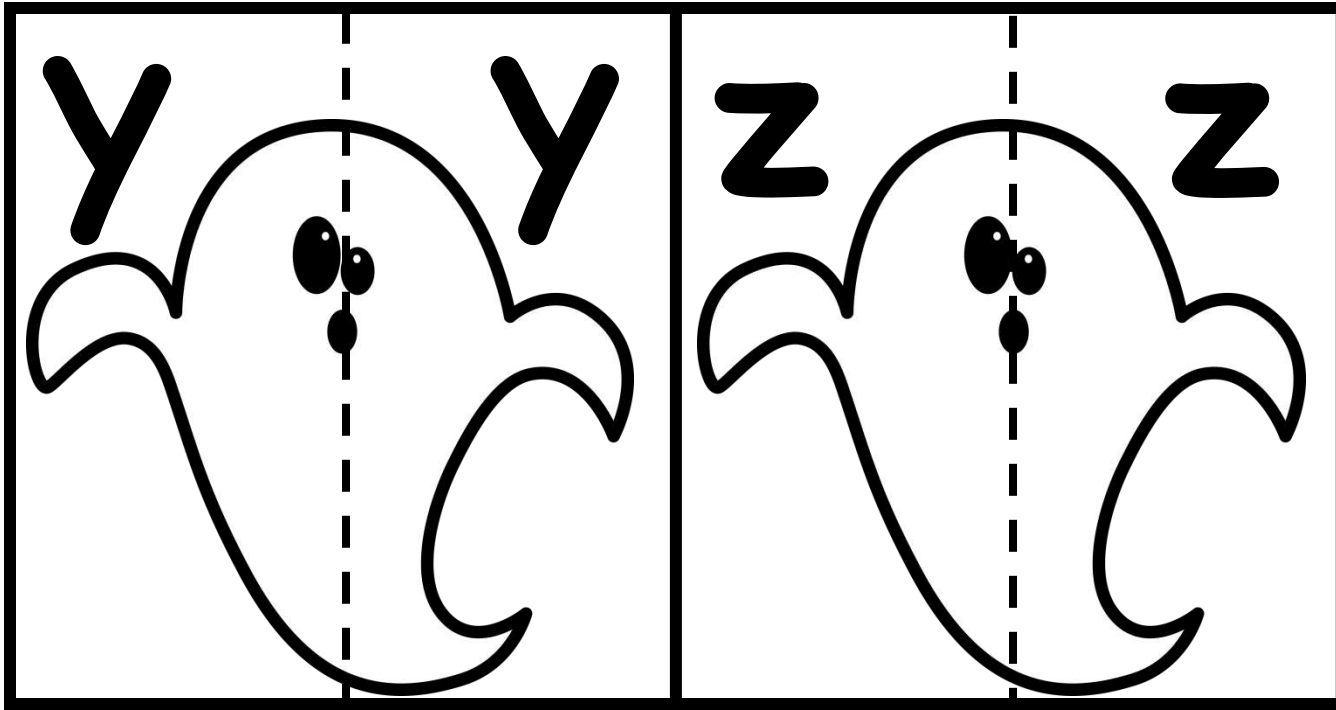


**x**

**x**

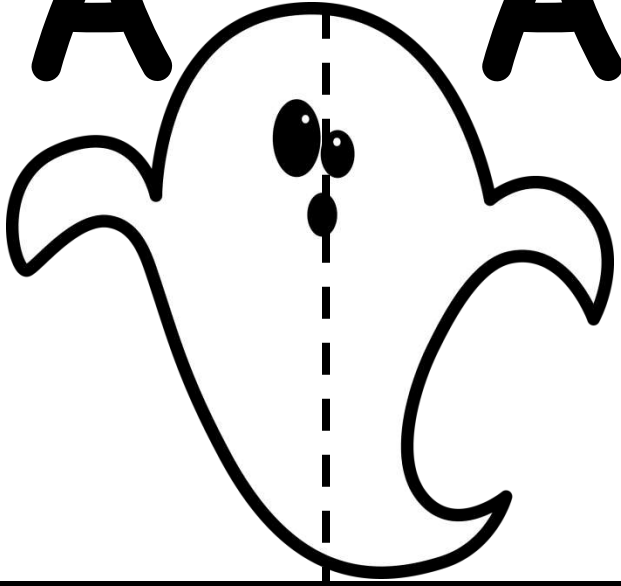






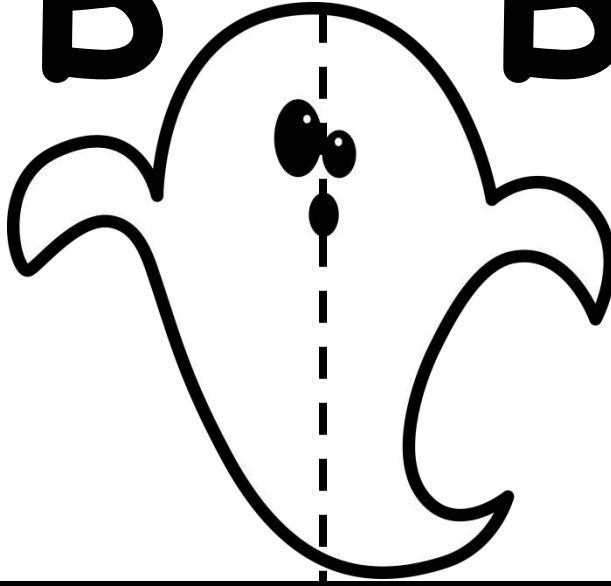
**A**

**A**




**B**

**B**




**C**

**C**



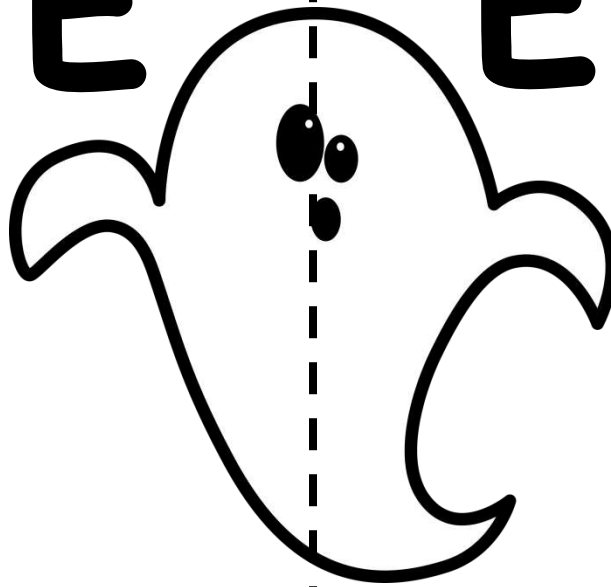
**D**

**D**




**E**

**E**




**F**

**F**



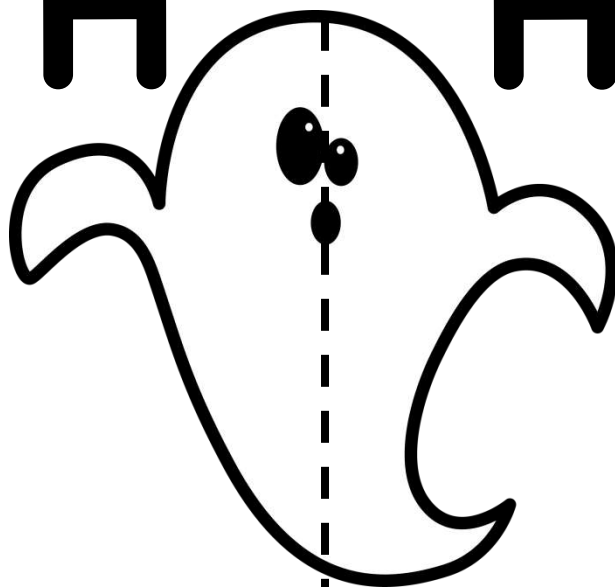
G

G



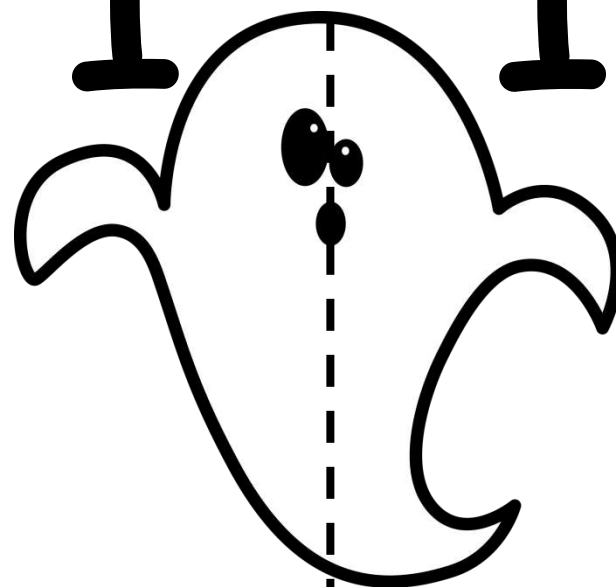
H

H




I

I



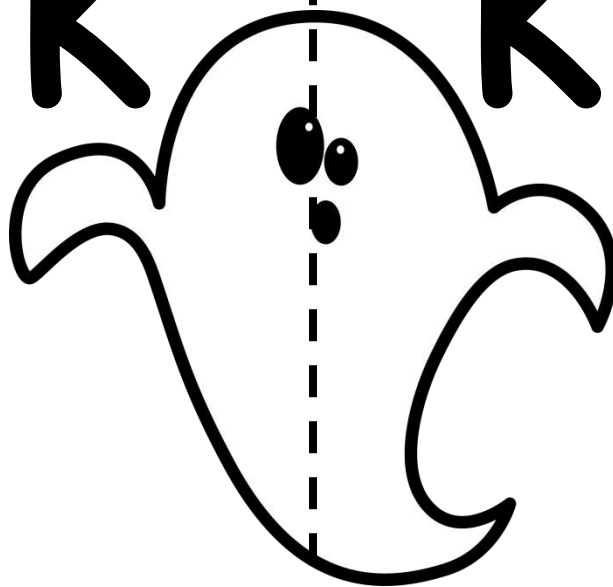
J

J



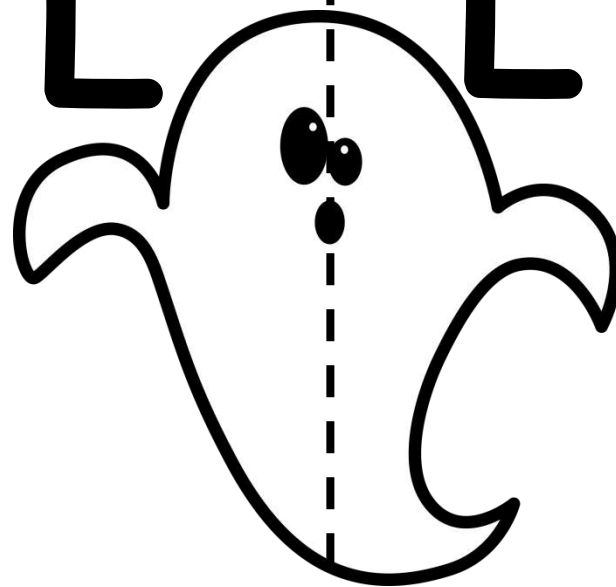
K

K




L

L




**M**

**M**



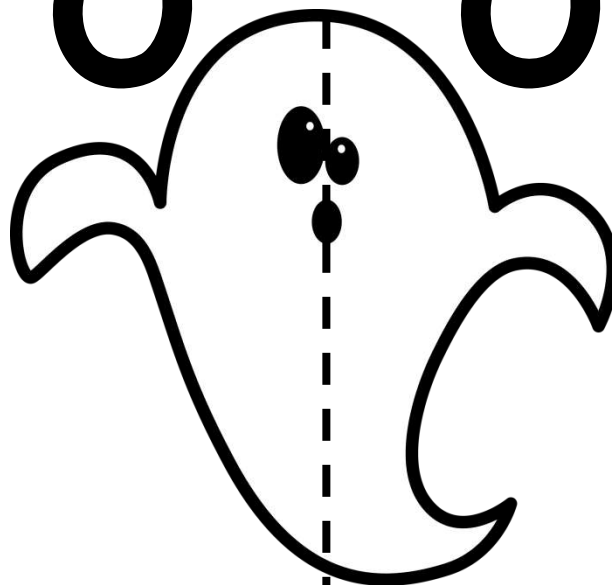
**N**

**N**




**O**

**O**



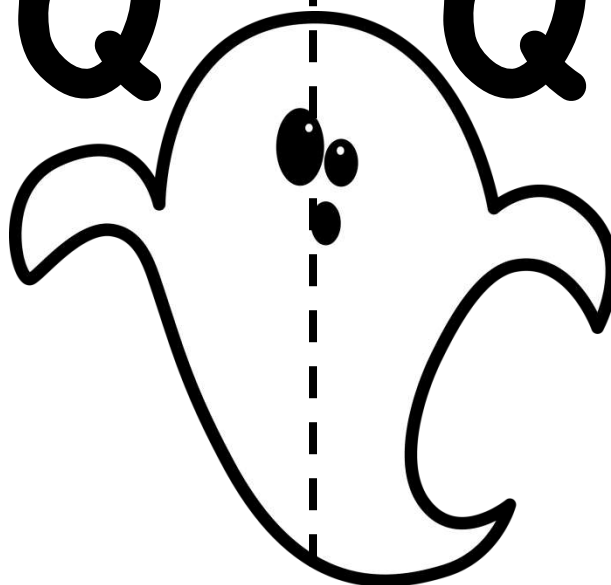
**P**

**P**



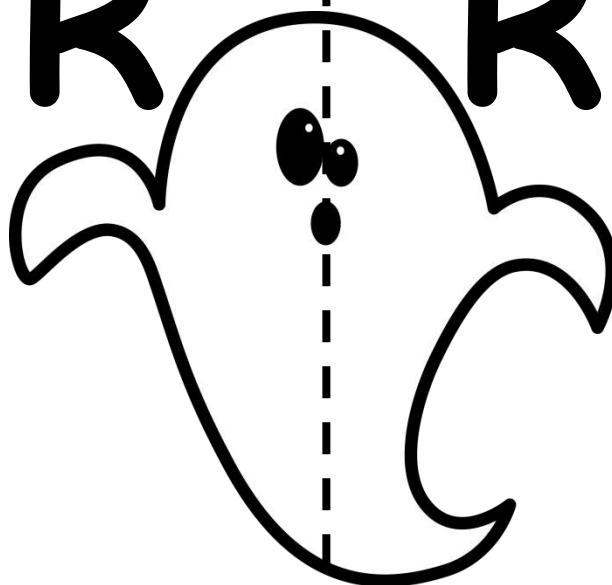
**Q**

**Q**




**R**

**R**



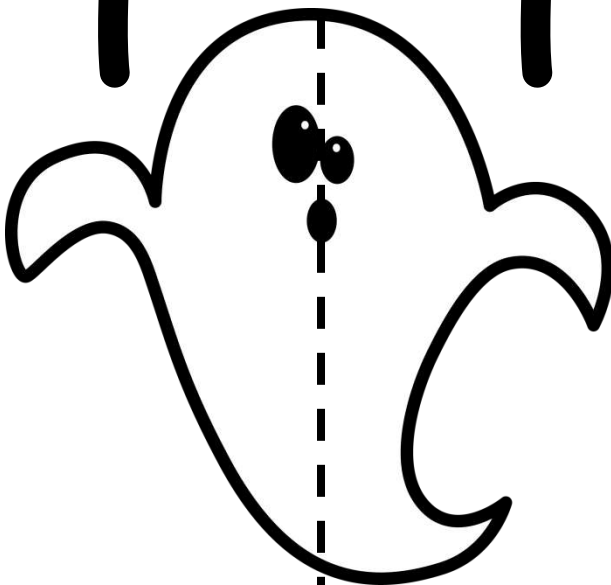
S

S



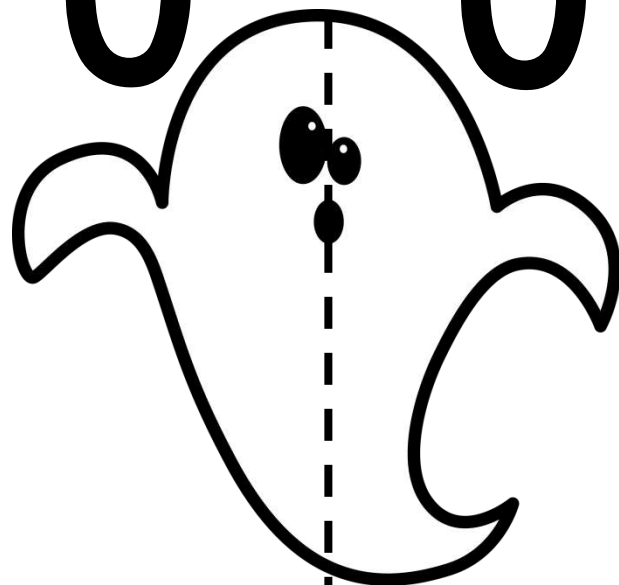
T

T




U

U




V

V



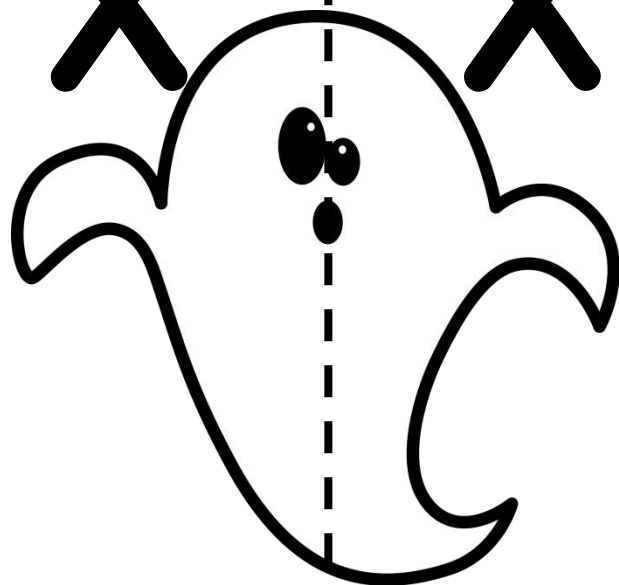
W

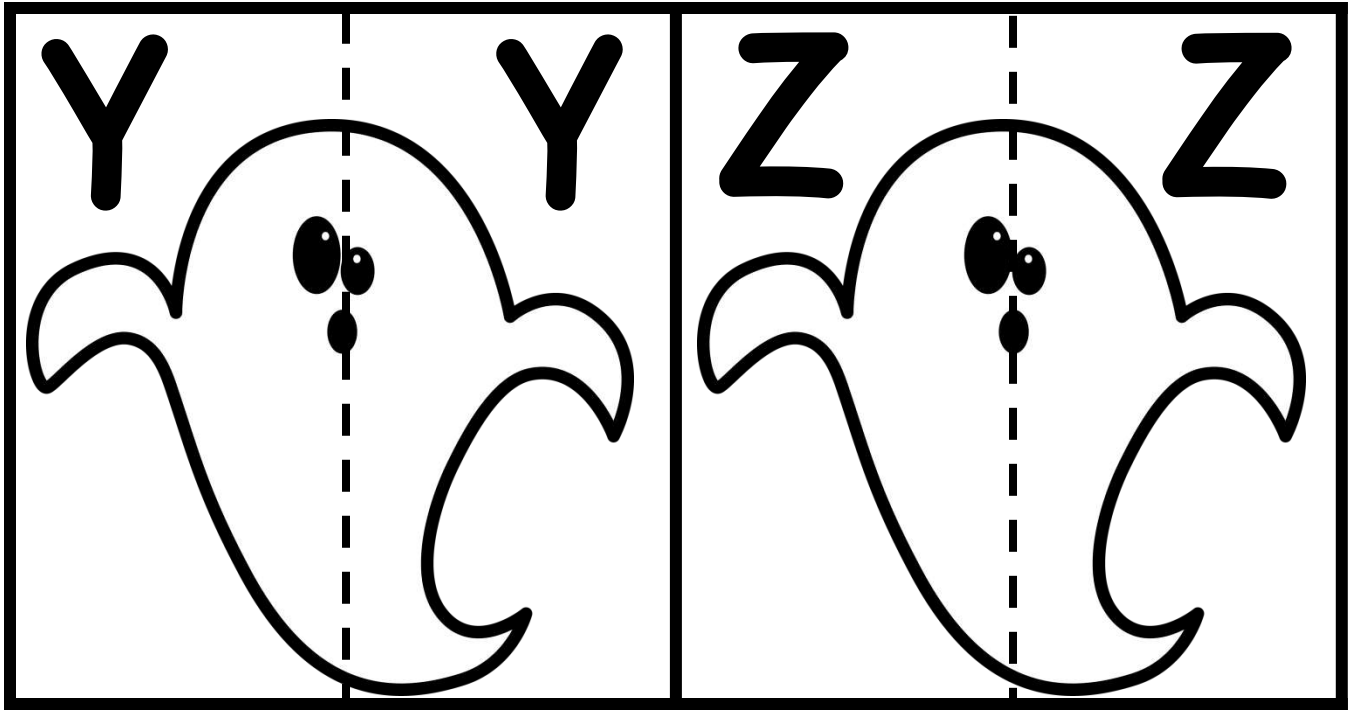
W










X


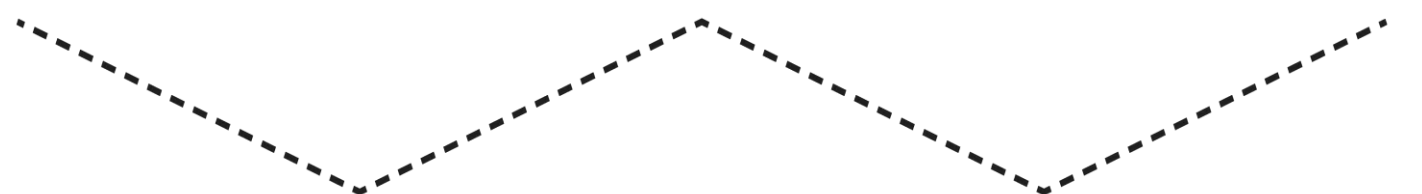







X

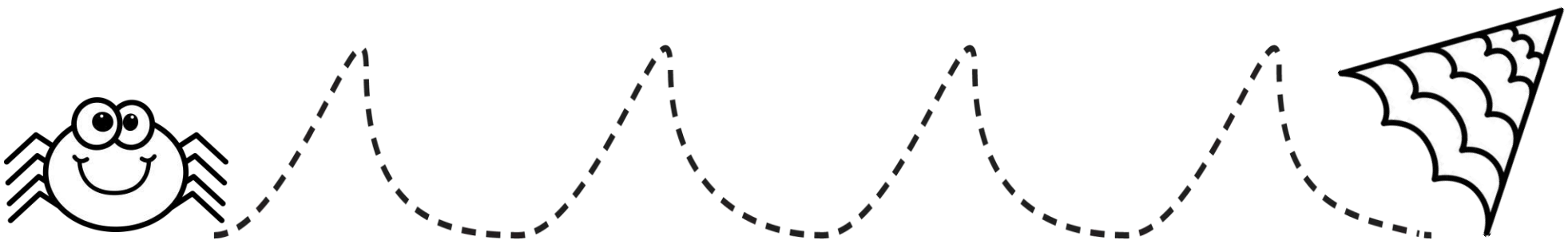
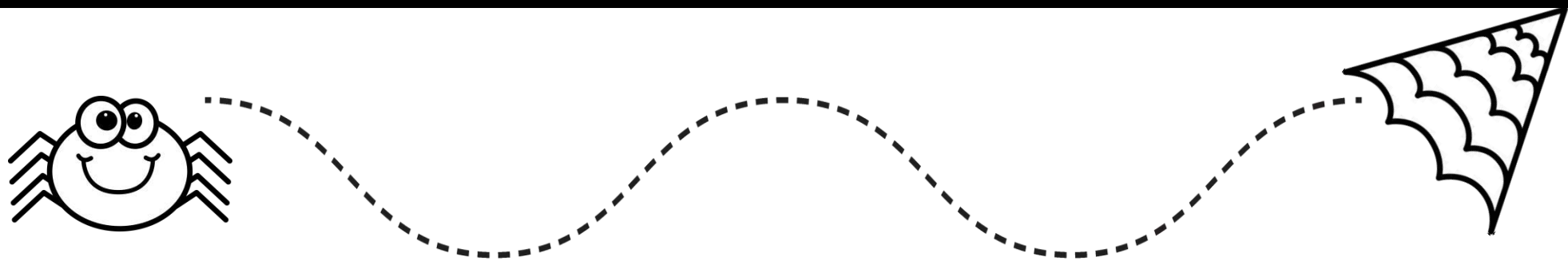


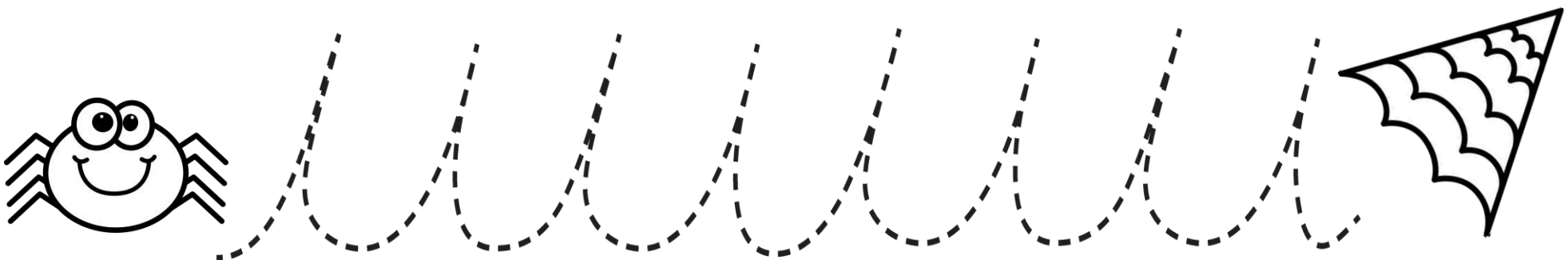
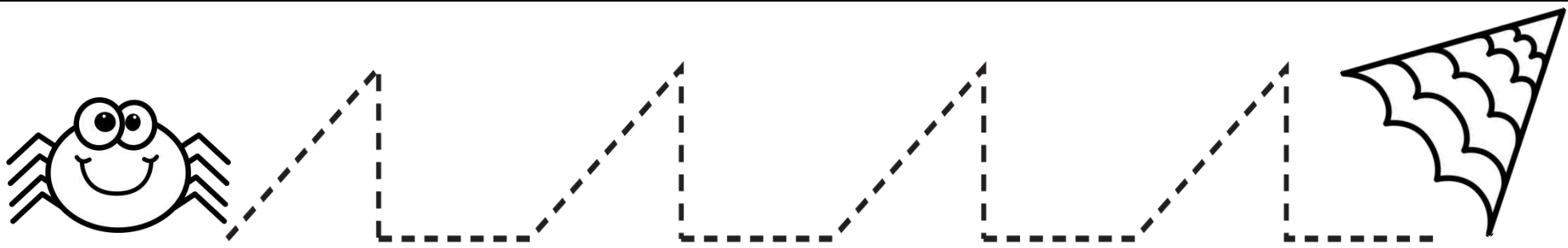
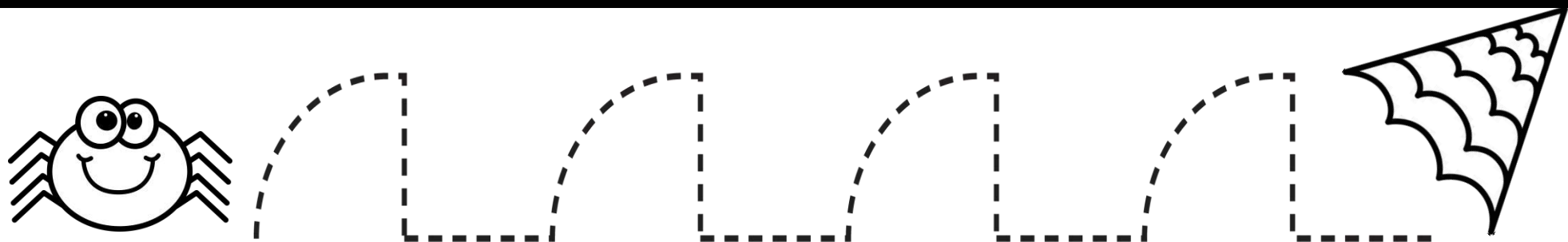


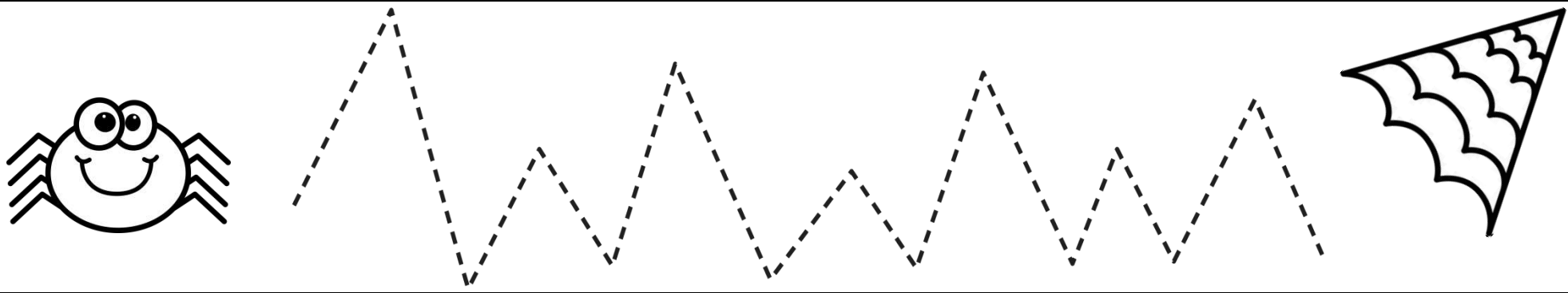
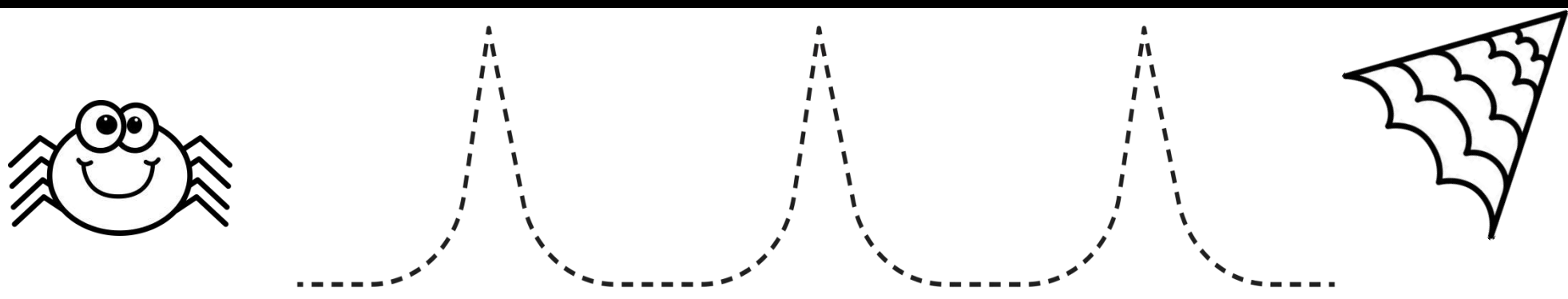















a




b




c




d




e




f




g




h




i




j




k




l




m




n




o




p



q




r







s




t




u




v




w




x




y




z




A




B




C




D




E




F




G




H




I




J




K




L




M




N




O




P




Q




R




S




T




U




V




W




X









Y















Z



























































2






0

1

3

1

0



1



2

4

0

4

3



5


4

6

5

8


7



7

10


6



7

2


3



9

8


4



7

10

9



10

1


4



2 0 1



3 1 0



1 2 4



0 4 3



5 4 6



5 8 7



7 10 6

7 2 3












9 8 4


7 10 9













10 1 4















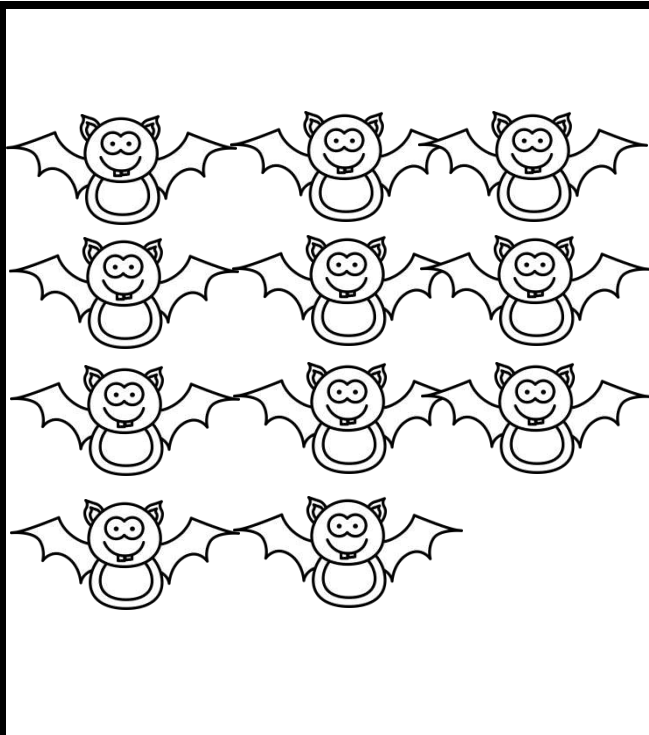





















0




1




2




3



4




5







6




7




8




9




10




11




12




13




14




15




16




17




18



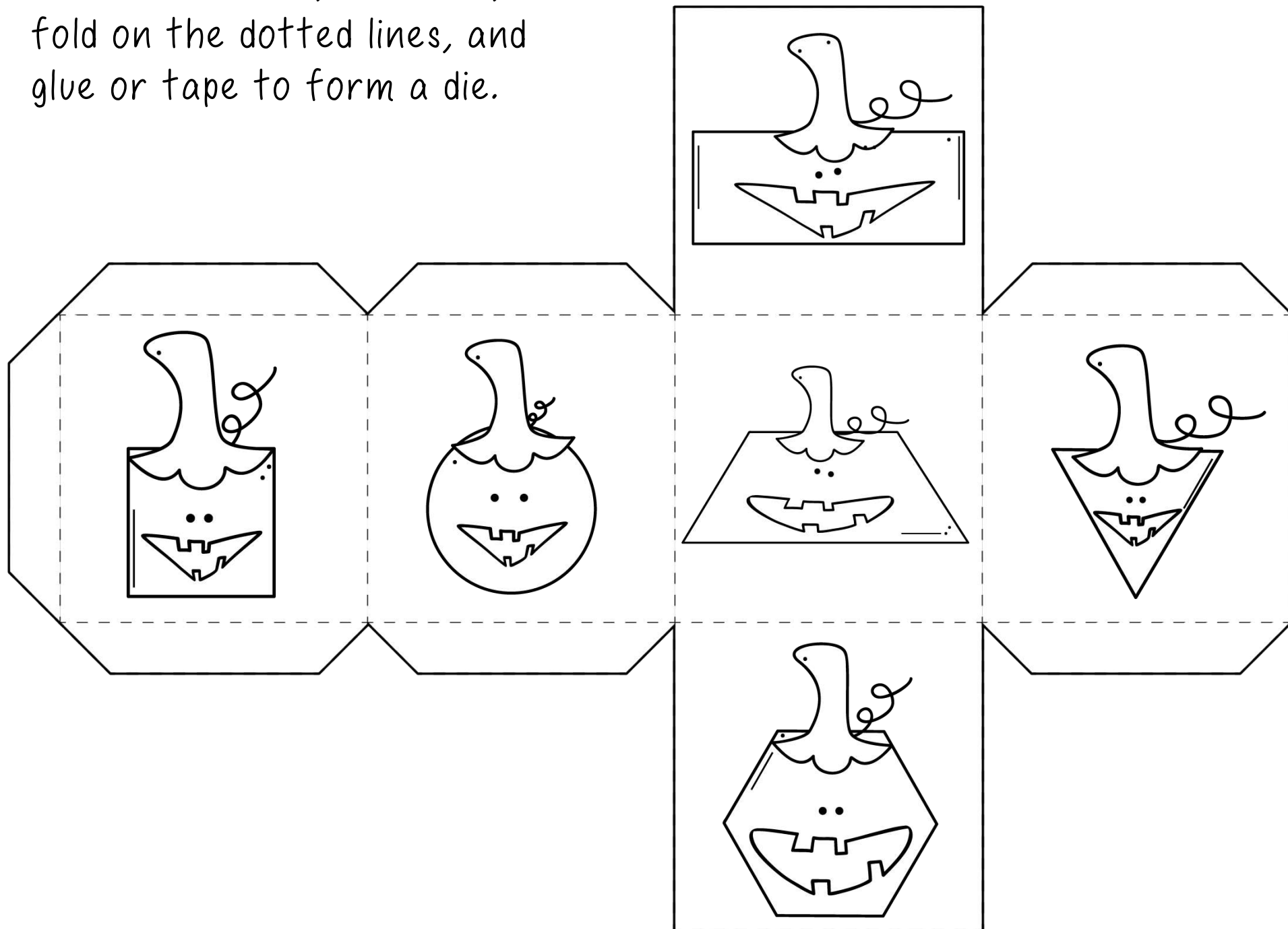
19



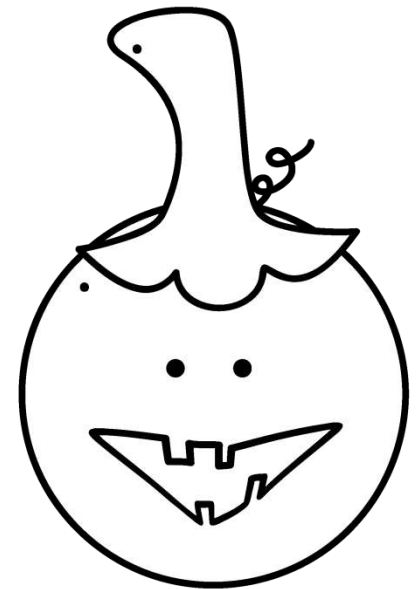
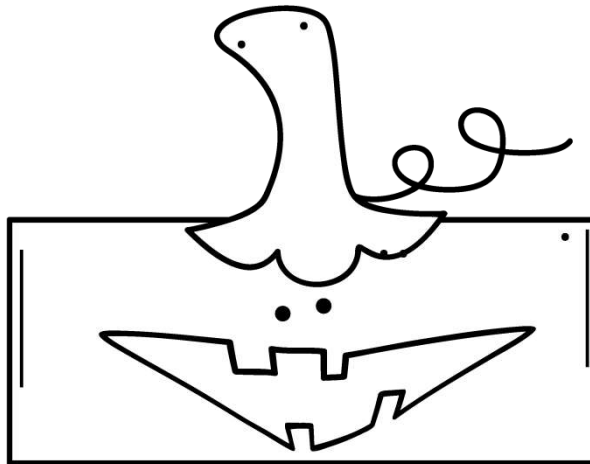



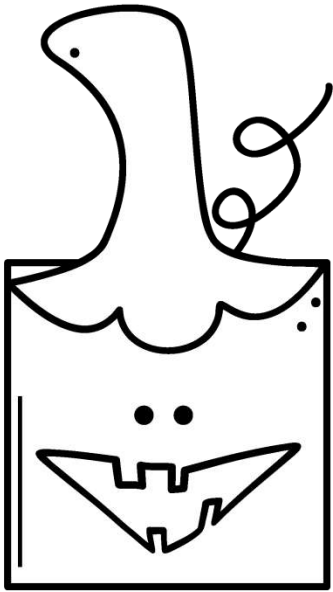
20




Cut on solid lines, laminate,  
fold on the dotted lines, and  
glue or tape to form a die.









Dice insert cards as an option if you use the dice with pockets. 😊








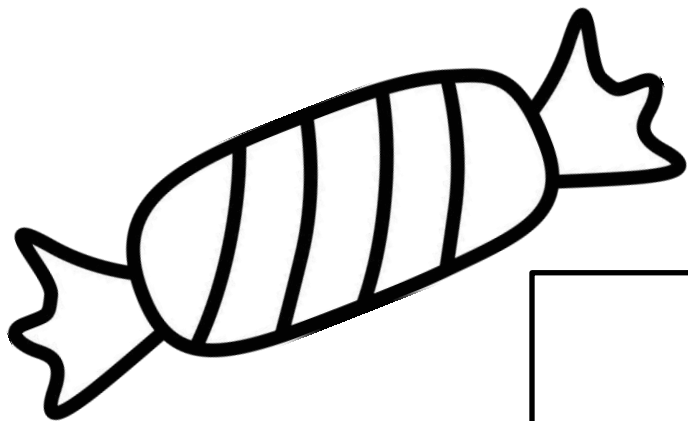


Cut on solid lines, laminate,  
fold on the dotted lines, and  
glue or tape to form a die.

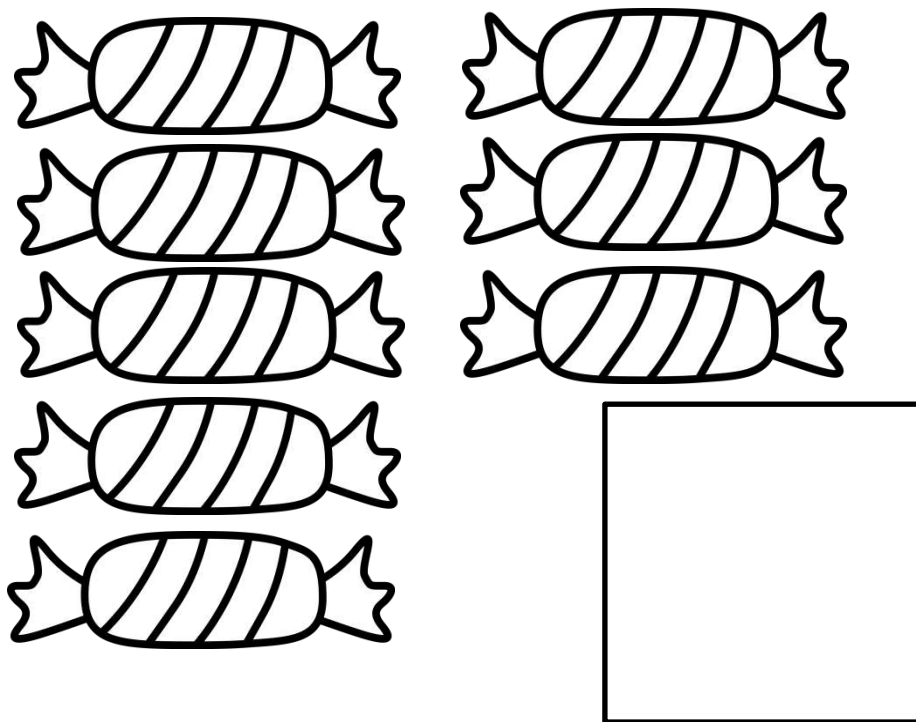





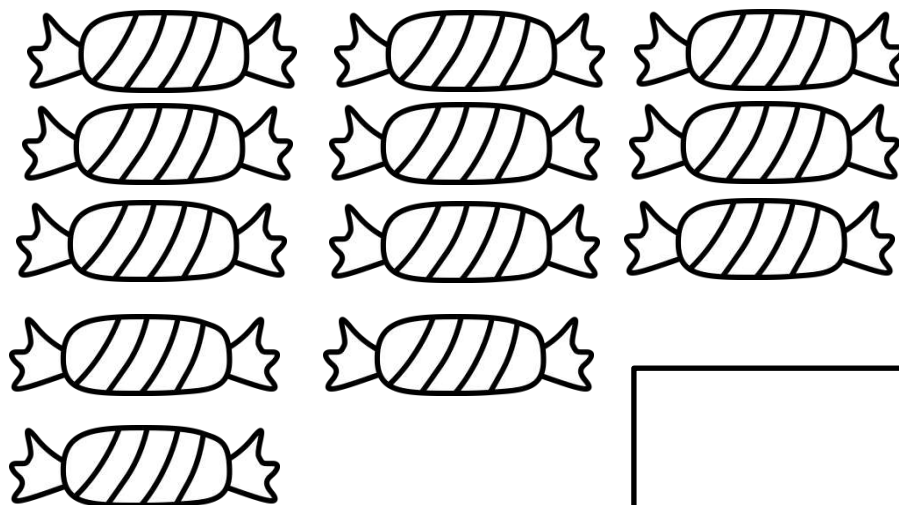
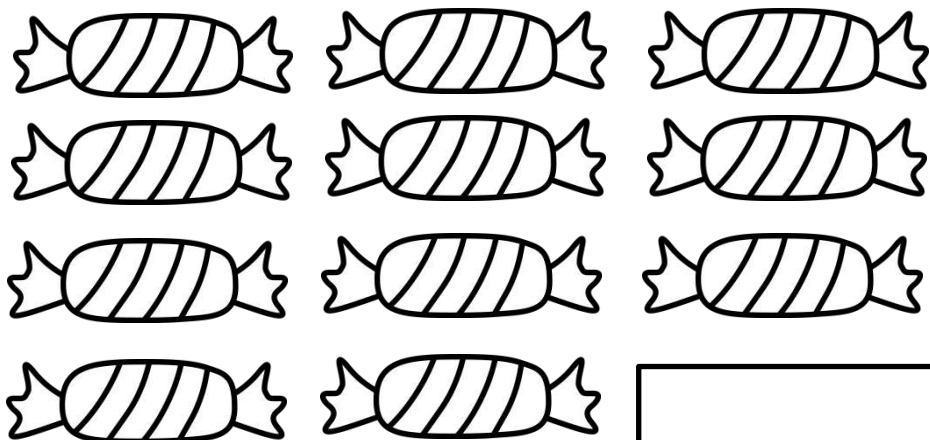
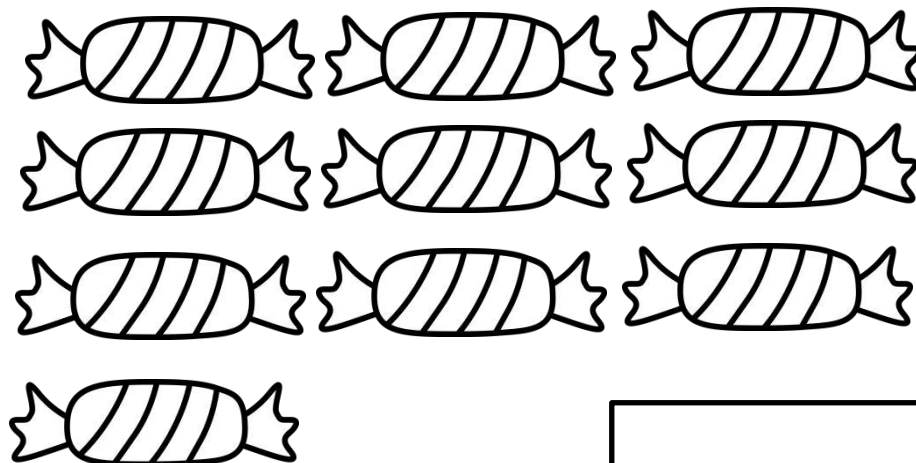
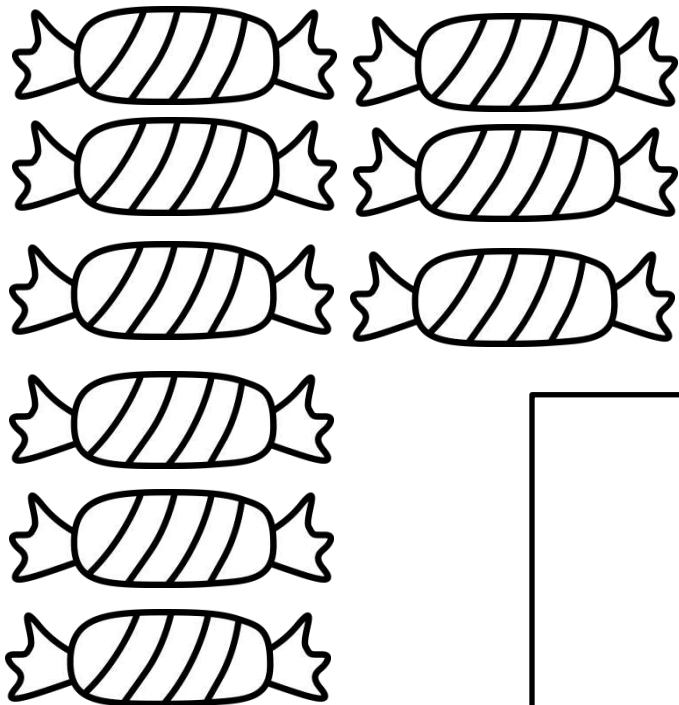
Dice insert cards as an option if you use the dice with pockets. 😊







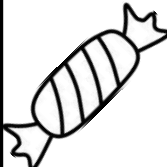




Draw more  
candies.

2




Draw more  
candies.

3

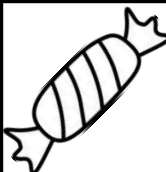



Draw more  
candies.

4




Draw more  
candies.

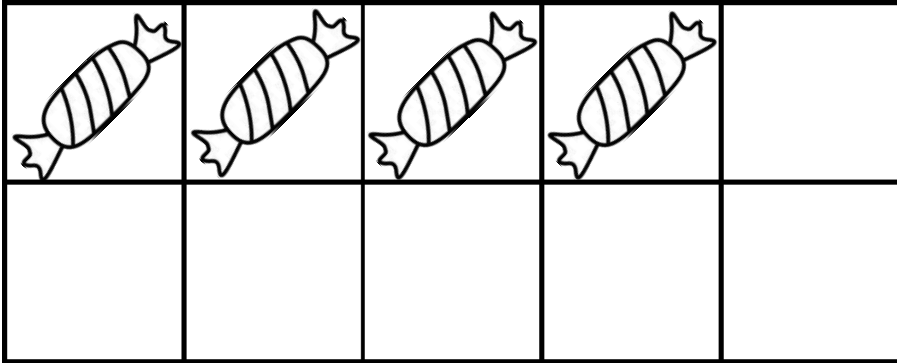
5




Draw more  
candies.

6



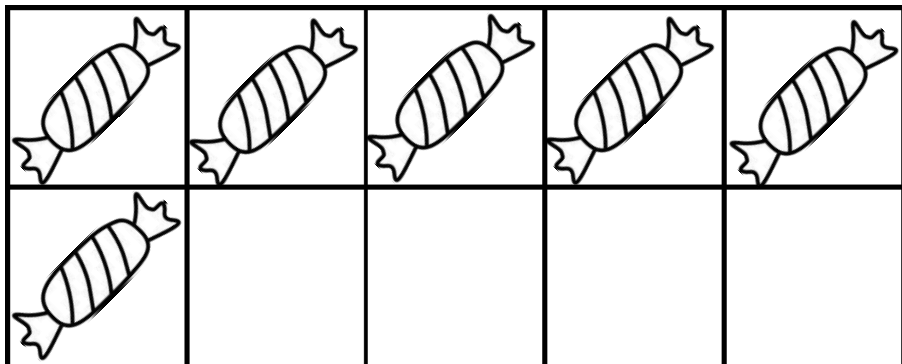
Draw more  
candies.

7




Draw more  
candies.

8



Draw more  
candies.




9








Draw more  
candies.

10







©The Kindergarten Connection

