


[HOME](#) [HANDS-ON LEARNING](#) [FAMILY LIFE](#) [RESOURCE LIBRARY](#)

*This site uses affiliate links at no additional cost to you.  
Click here for full disclosure policy.*

## Growing Pumpkins in Pumpkins



by Ashley - 8 years ago in [GARDENING](#), [PUMPKIN](#), [SCIENCE](#)

70 comments

- [f](#) Growing a Pumpkin in a Pumpkin; fun idea right? This is another one of those projects I found on Pinterest that had nothing but a picture. \*sigh\*
- [t](#)
- [+](#) I wasn't sure it would work, or if there would be some sort of secret I needed to know. And I really wanted to try it with big pumpkins, but mine rotted before we could. Besides I have no idea what we would have done with them through the winter!

### Subscribe to our Newsletter

Sign up for our newsletter and get our latest updates!



Powered by MiloTree

X CLOSE

## Subscribe for Downloads


Sign up for our weekly email for access to subscriber only downloads.

Subscribe

### Disclosure

This site uses cookies from Google to deliver its services and to analyze site usage. Your IP address and user-agent are shared with Google along with performance and usage metrics to ensure quality of service, generate usage statistics, and to detect and address abuse.

[View Privacy Policy Here](#)



[ARCHIVE](#) [POPULAR](#) [FEAT](#)

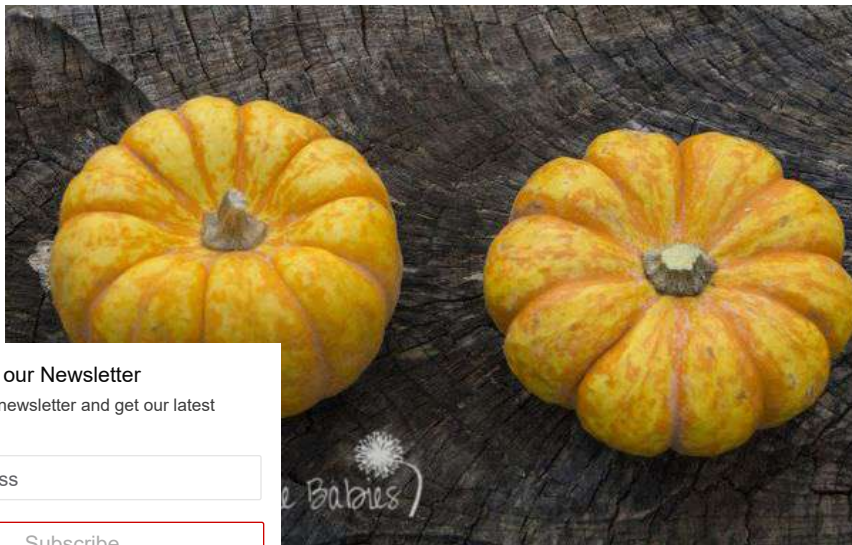
- ▶ 2021 (14)
- ▶ 2020 (22)
- ▶ 2019 (27)
- ▶ 2018 (30)



## Growing Pumpkins in Pumpkins



Luckily we still had some little pumpkins that hadn't rotted!



### Subscribe to our Newsletter

Sign up for our newsletter and get our latest updates!



off. I am terrible at this apparently, so it is a really  
have to go back on! The girls were amazed by the  
t wasn't too gooey after sitting so long.

- ▶ 2017 (17)
- ▶ 2016 (34)
- ▶ 2015 (68)
- ▶ 2014 (139)
- ▼ 2013 (227)
  - ▶ December (14)
  - ▶ November (13)
  - ▶ October (18)
  - ▶ September (17)
  - ▶ August (22)
  - ▶ July (20)
  - ▶ June (21)
  - ▶ May (19)
  - ▼ April (22)
    - Mom's Library (#18 for me)
    - Learn about Tools with the Community for M
    - Hands-on Exploration of Magical of Sta Matter
    - Learn about Dressing for the Weather v Comm...
    - How to Make a Letter M Sensory Bin
    - Mom's Library (#17 for me)
    - Growing Pumpkins in Pumpkins
    - How Chapter Book Read Alouds Benefit Kids
    - "Where are the Dinos?" Review and Give
    - Apple Math for How to Make and Appl See t...
    - Mom's Library (#16 for me)
    - Milking "Cows"
    - Recycled Seed Planters
    - Collecting Salt from Salt Water
    - Colorful Bubble Snakes
    - Mom's Library (#15 for me)
    - Learn how to Alphabetize with the Cor Helper...
    - Why Homeschool?
    - How to Make a Letter L Sensory Bin
    - Explore Maps and Directions with a Ho Compass
    - Mom's Library (#14 for me)
    - Marshmallow Sensory Fun
  - ▶ March (20)
  - ▶ February (16)
  - ▶ January (25)
- ▶ 2012 (148)





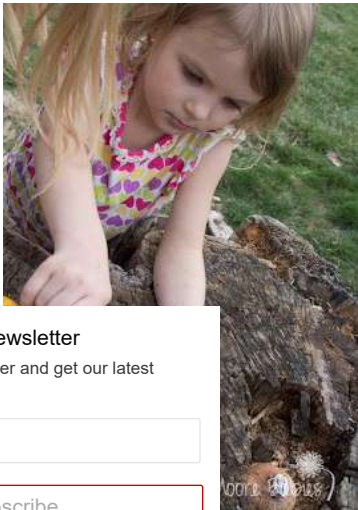
Amazon Affiliate Disclosure

Ashley Moore is a participant in the Amazon Services Associates Program, an affiliate advertising program designed to provide a means for sites to earn advertising fees by advertising and linking to amazon.com.

Current Read Aloud



I had each girl put some dirt in a pumpkin. I used a seed starter to be on the safe side, but pumpkins are supposed to be super easy to grow, so maybe it doesn't matter.



Subscribe to our Newsletter

Sign up for our newsletter and get our latest updates!

Email Address

Subscribe

e pumpkins then and waited.






About a week later something is starting to show!



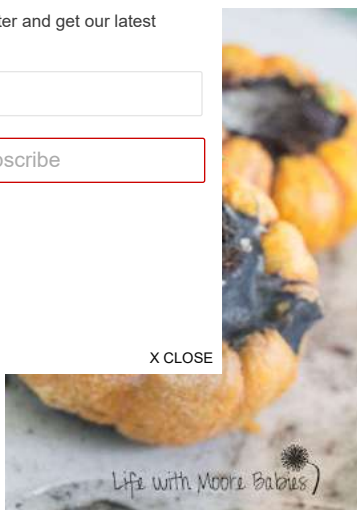
Within 3 days one of the pumpkins is exploding with sprouts! The other was just a little behind with two up and more pushing.

#### Subscribe to our Newsletter

Sign up for our newsletter and get our latest updates!

 Powered by MiloTree

X CLOSE



We decided we better plant them! You could see on the bottom all the roots coming through the pumpkin. This little pumpkin even had a shoot trying to come out the side!



#### Subscribe to our Newsletter

Sign up for our newsletter and get our latest updates!

planted and the girls water them (more then)





Now we hope the weather stays warm enough not to kill our pumpkins! Although if they are really as easy as everyone says they should come up anyhow!

#### Subscribe to our Newsletter

Sign up for our newsletter and get our latest updates!



*this little experiment is how it demonstrates the growth comes from the old and is nourished by the nature works to maintain plants. Even seeds that fly are nourished by decomposing leaves and such in the soil to be in one compact little pumpkin!*

ice

gle+

Powered by MiloTree



X CLOSE  
Ashtey

As a veterinarian turned homeschool mom, I love creating fun, hands-on learning experiences (especially science experiments) for my kids as well as sharing them with others!



[← Newer Post](#)[Older Post →](#)

## Check out posts in these categories

[ANIMALS](#)
[ART](#)
[BOOK ACTIVITIES](#)
[COMMUNITY HELPERS](#)
[CRAFT](#)
[CURRICULUM](#)
[ESCAPE ROOM](#)

[EXPERIMENT](#)
[HANDS-ON](#)
[HOMESCHOOL](#)
[KIDS ACTIVITIES](#)
[LETTERS](#)
[MESSY FUN](#)
[OUTSIDE](#)

[PARTY](#)
[REVIEW](#)
[SCIENCE](#)
[SENSORY](#)

### Contact Form

Name

Email \*

Message \*

Send

### Subscribe for Downloads

Sign up for our weekly email for access to our subscriber only downloads.

Email

Subscribe

### Member



COPYRIGHT 2017, [LIFE WITH MOORE BABIES](#). ALL RIGHTS RESERVED.

### Subscribe to our Newsletter

Sign up for our newsletter and get our latest updates!

Email Address

Subscribe