

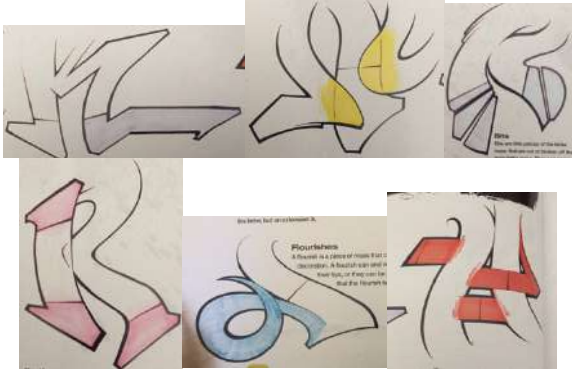
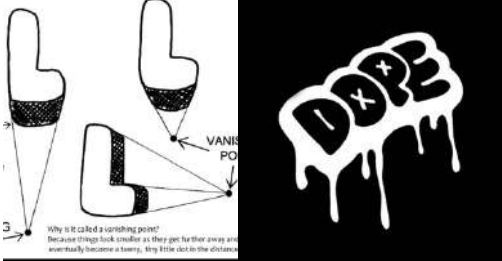


Name:

Date:

Cohort:



Graffiti Piece Rubric

<p>Letter Styles</p> <ul style="list-style-type: none"> • Start with fast and smooth tag letters • Trace around the letters • Add elements and advanced components • Erase the inside of letters • Add a stroke 	<p>Circle one style.</p> 	<p>/25</p>
<p>Elements</p> <ul style="list-style-type: none"> • Fast and smooth letter text • 2 of the following: Arrows, Flourishes, Symbols (circle what you use) 		<p>/10</p>
<p>Advanced Components</p> <ul style="list-style-type: none"> • Extensions • See through overlaps • Bits • Serifs • Flourishes • Connections • (use 4 of the 6) 	 <p>Circle the ones you use.</p>	<p>/20</p>
<p>Special Effects</p> <ul style="list-style-type: none"> • 3-D shadow • Dripping paint effect • Not required, for extra credit 		<p>/5</p>

Name:

Date:

Cohort:

Color Gradient <ul style="list-style-type: none">• Light to dark• One color to another color• Smooth transition		/20
Background <ul style="list-style-type: none">• Even bricks• Shadow between bricks• Cracks and details		/10
Creativity <ul style="list-style-type: none">• Parts of the letters add up to a successful whole• Individual pieces match each other stylistically• Sincere effort to be original and make the style your own		/15