

# Grades K-2 Extended Learning Suggestions

In response to the extended closure, Curriculum Coordinators and the Office of Teaching and Learning have thoughtfully curated creative and engaging learning experiences for students in kindergarten through grade two. Most of these opportunities can be implemented at home using everyday items and do not require any specific training or background knowledge. The attached document serves the following purposes:

- ★ Create a sense of normalcy for students
- ★ Provide practice to maintain current skills
- ★ Engage students during their time away from their school
- ★ Continue to apply learning in a different setting







This is **not** continued instruction, though we want to keep students engaged and learning. Student work will not be collected nor will it be graded. Over the coming weeks, the district will continue to provide updates and additional learning opportunities for our students.

# Daily Routines for Grades K-2

- ★ Read! Consider different genres. Make sure you think about nonfiction and poetry too! Read on your own, to someone or have someone read to you.
- ★ Write! Consider keeping a journal of your time away from your school!
- ★ Move! Make sure you move your body today!
  - ★ Where are you on the Mood Meter today?
  - ★ Is there anything you need?
  - ★ Who can help you?

The Zones of Regulation

			
<b>Blue Zone</b> sad      tired sick     moving tired    slowly	<b>Green Zone</b> happy calm feeling ok focused ready to learn	<b>Yellow Zone</b> frustrated worried silly/wiggly excited loss of some control	<b>Red Zone</b> mad/angry terrified yelling/hitting elated out of control

**Guidance for Caregivers:** Please check **DAILY** with the [Brookline Department of Public Health](#) for updates regarding access to public places and outdoor spaces. This information may impact activities included in this document.

## Optional Sample Schedule: K-2

A possible way to structure the day, if needed

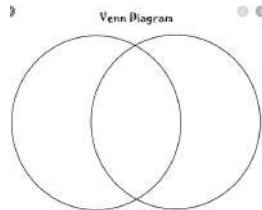
Before 9:00	Wake Up	Eat breakfast, make your bed, get dressed, check your <b>Mood Meter</b>
9:00-10:00	Morning Movement	Walk, get your body moving! You may want to choose something from the <b>Move page</b> .
10:00-10:15	Snack	
10:15-11:00	Creative Learning Time	Choose something from the <b>Practice, Explore, or Create pages</b>
11:00-11:15	Movement Break	Get that body moving! Check the <b>Move</b> page for ideas
11:15-12:00	Creative Learning Time	Choose something from the <b>Practice, Explore, or Create pages</b>
12:00-1:00	Lunch and Movement Time	
1:00-2:00	Daily Routine: Read and Write	Share your reading and/or writing with someone in your home
2:00-2:30	Reflect	Choose something from the <b>Reflect page</b> Check your <b>Mood Meter</b> at the end of the day.

# Practice- *review something you have learned before*

Outside Your Window	Within Your Walls	Puzzles and Games	Using Your Senses	Imagining New Worlds	Choose Your Own Topic
<p>Take a walk outside and make a journal of all the things you see in nature using drawings or words. Where do you see beauty in nature?"</p> <p>Play "I Spy" with colors, shapes and sizes that you learned in Spanish or Mandarin. <i>("I Spy" is a game in which you describe something and someone has to guess what is being described.)</i></p>	<p>Keep a visual journal of your day. Your journal should be filled with drawings of the things you do everyday. Label your drawings.</p> <p>Practice folding and cutting a sheet of paper into a 2 or 3 dimensional shape. What did you make?</p> <p>Using Spanish or Mandarin, name the colors you wear each day.</p> <p>Think of a topic and write a subtraction situation about that topic. Draw a picture of the situation and write a question. Solve the problem.</p>	<p>Play <a href="#">Pictionary</a> with the other people in your home.</p> <p>Make your own addition and subtraction flash cards. Decorate them showing your style or interests. Practice your flashcards. Use paper to make your cards or you may want to print these to make your cards. <a href="#">double ten frames</a> <a href="#">ten frames</a></p>	<p>Practice drawing objects. Include as many details as you can.</p> <p>Close your eyes and identify the sounds you hear. Then draw a picture of what you think you are hearing.</p> <p>Look closely at illustrations in the books you are reading. Try and imitate the style in your own drawing about the book.</p>	<p>Practice drawing shapes (square, circle, triangle, rectangle). Make new shapes by combining some of the shapes you have drawn and give them a new name.</p>	<p>Choose something to practice today.</p>

## Outside Your Window

Take a walk outside and study the different rocks you see. Create a Venn Diagram of the similarities and differences among the rocks.



## Within Your Walls

Keep a [Math Journal](#). As you explore math all around you!

Make Gak. When you play with it, what do you notice? Describe it to someone in your home. To make a batch: Add 1/2 cup of water to 1 cup corn starch in a bowl, add your favorite food coloring and have some fun!

## Puzzles and Games

Find things in your house that reflect light. What do you notice about the materials?

Explore different ways to add up to a number using a deck of cards. Choose a number to add up to such as 10, 20, or 50. First remove the face cards (King, Queen, Joker). Use the Ace card as the number one. Place 20 cards face up. Work alone or with another person in your house to look for combinations that equal the number you chose. How many cards can you pick up to equal that number? Record the number sentences you have created.

## Using Your Senses

Have someone put an object in a bag. Feel the object through the bag. Draw what you think is in the bag.

Find an object in your house. Do not show it to anyone. Describe the object for someone else and see if they can guess what the object is based on your description. Take turns finding more objects.

## Imagining New Worlds

With someone in your house, sort legos or blocks into two groups with the same number and type of blocks. Sit back to back so you can't see each other's blocks. Have one person build a structure. As that person builds, describe to a second person how to build the same structure. Reveal the structures. Are your structures the same?

## Choose Your Own Topic

Choose something to explore today.

# Create- *make or produce something by using your imagination*

Outside Your Window	Within Your Walls	Puzzles and Games	Using Your Senses	Imagining New Worlds	Choose Your Own Topic
<p>Create a model of a plant or animal you see outside your window. Use materials you have at home that help you represent the parts of the plant or animal.</p> <p>Look outside the window and capture the weather and time of day in a painting or drawing.</p>	<p>Create a path to move a marble or ball from one place to another. What will you use to get the ball to start rolling? How will you make the ball change direction?</p> <p>Create a scavenger hunt for people in your home. Write or draw the clues that will lead them through the house.</p> <p>Compose a song. Try to make a song about your favorite things to do.</p> <p>Create a still life drawing or painting of kitchen utensils/tools. Try drawing the still life using both of your hands. Remember to draw only what you see.</p> <p>Find recyclable or other materials. Make an insect or an animal with them.</p>	<p>Make someone in your home a present by writing an acrostic poem using the letters of their first name.</p> <p>Design a board game that you can play with people in your home. Will you use cards? Dice? How do you win? Include directions with your games.</p> <p>Create a scavenger hunt for people in your home. Write or draw the clues that lead them through the house.</p> <p>Make a word search puzzle for someone else in your home using words that describe what you see out your window.</p>	<p>Think about one of your favorite places to be. Write about this place using your senses. Include as many details as you can. When you are done, read it to someone in your home and ask them to draw what they think it looks like based on your description. Does their picture match your idea?</p> <p>Think about a favorite place you have been to. What did you see, hear, smell, taste, feel? Capture these senses in a painting or drawing!</p> <p>Make a drawing of one or more animals. Try to capture the texture of the fur or hair using lines and shapes.</p>	<p>Make a structure out of blocks, legos, or other things you have at home. Identify 2 or 3 possible names for your structure. Ask people in your home to vote on the best name. Who wins?</p> <p>Set up your own pretend store at home and practice buying and selling items. You can even create your own money\$\$\$\$.</p> <p>Make a puppet with socks, paper bags or folded paper.</p> <p>Draw a shape robot using circles, rectangles, squares, triangles and hexagons.</p>	<p>Choose something to create today.</p>

Outside Your Window	Within Your Walls	Puzzles and Games	Using Your Senses	Imagining New Worlds	Choose Your Own Topic
<p>Watch the animals outside your window. Move like you are the different animals (such as birds, insects, or squirrels)? Have someone else in your house to guess what type of animal you are based on the movements?</p> <p>Do a movement like jumping jacks for clapping over your head. Count the number of movements using the numbers you learned in Spanish or Mandarin. How Many movements did you do?</p>	<p>Have stairs? Climb them.</p> <p>Have something heavy? Pick it up and put it down.</p> <p>Make up a dance or movement routine for yourself. Teach it to other people in your home.</p> <p>How many steps does it take to get to your bed to your kitchen? Front door to the bathroom? Make a chart to compare the number of steps.</p>	<p>Design an obstacle course throughout your house. Who can move through the course the slowest? The fastest? The most creatively?</p> <p>Teach someone else "Head, shoulders knees and toes" in another language!</p> <p>Cabeza, hombros, rodillas, pies, rodillas pies (x 2) / ojos, orejas, boca, nariz. Cabeza, hombros, rodillas, pies, rodillas pies</p> <p>Tóu he jiān bǎng, xī gài, jiǎo, xī gài jiǎo. (x 2) / Yǎn jīng, ěr duō, bí zǐ, zuǐ. Tóu he jiān bǎng, xī gài, jiǎo.</p>	<p>Listen and dance to your favorite songs. Which songs make you move fast or slow?</p> <p>Do a "Mini" -: <i>Breath focus with hand tracing</i> Bring the pointer finger of your right hand to the base of your left thumb. As you breathe you will trace each finger of the hand, moving up one side on the Inhale, and down on the exhale. Focus on the sensation of the finger on your hand. When you finish with one hand, switch to the other hand, completing 10 breaths in total.</p>	<p>Go on a 3-D <a href="#">Shape Hunt</a> hunt. Record what you find.</p>	<p>Choose your own movement today!</p>

# Reflect- *think carefully about something*

Outside Your Window	Within Your Walls	Puzzles and Games	Using Your Senses	Imagining New Worlds	Choose Your Own Topic
Look outside at the weather each day. What do you notice? Is it the same in the morning and afternoon? Is it sunny, cloudy, or raining? Design a chart or a graph to keep track of the weather over time. What patterns do you see?	Interview an adult at home or over the phone. What was their favorite thing to do as a child? What was their school like? Draw or write about their childhood. How is it the same or different from yours?	What makes a game fair or unfair? What rules could you add, remove, or change to a game in order to make it more fun?	Over a few days, keep track of different smells, sounds, tastes, textures, and sights. Are there some that you like more than others? What do you like about them?	Describe or draw what a school in Brookline will look like in 50 years.  What do you think music will sound like in 100 years?	Choose something to think about today.



# Student Resources

## Literacy Resources

[Storyline](#): Hear storybooks read aloud online by celebrated actors

[Lunch Doodles with Mo Willems](#): Visit Mo Willems every day

## Science Resources

[Science Snacks](#) from the Exploratorium.

5 minute science lessons from [Mystery Science](#)

## Math Resources

[Estimation180.com](#): Improve both number sense and problem solving skills

[Math Before Bed](#): Prompts that can inspire mathematical discussions

[OpenMiddle](#): Choose challenging problems with multiple ways solve

[Talking Math with Kids](#): Talk about numbers and shapes in everyday life

## Wellness Resources

[GoNoodle](#): Get kids moving. No need to create an account.

[Mind and Body Calendar](#) Activities for every day of the month.

## Art Resources

Create art with [ABCYa Paint](#)

## Social Studies Resources

[Smithsonian for Kids](#): Explore the Museums and find some fun activities.

## General Resources

[PBS LearningMedia](#) offers a variety of [interactive lessons](#) for grades K-12. Each self-paced lesson features several engagement and assessment activities.

[View grades K-5 Interactive Lessons](#)

Note that these represent just SOME of the interactive lessons on [PBS LearningMedia](#). You can find more by searching for your subject of choice, then using the filter tool on the left to select "Interactive Lesson."

Please note that with an account student work can be saved. PBS does not sign student data privacy agreements with school districts and therefore the Public Schools of Brookline do not have a privacy agreement in place with PBS. Parents should look at the site's privacy policy to ensure that you are comfortable with PBS use of data.

[How to Talk to Children about Difficult News](#): from The American Psychological Association

[How to Talk to Your Kids about Coronavirus](#): suggestions from PBS for parents of younger children.

[CommonSense Media](#): Tips on Parenting and media

[Time Magazine](#): Ideas for keeping kids happy, busy, and learning.

[PSBMA.org Library site](#) (*password: psbma*). Brookline School libraries provides students access to ebooks, encyclopedias and more.

[NNELL Parent Resources](#): Resources by the National Network for Early Language Learning

[Brookline Booksmith](#) is closed but offers free shipping on all online purchases.

## **Digital Resources and Data Privacy:**

During this unprecedented time of school closures, many vendors of educational technology products are offering their services for free. We urge you to use caution when signing up for new services and ensure that the vendor's privacy practices are clear. The Public Schools of Brookline have worked hard to obtain agreements with vendors of services used by our students. The agreements ensure that any Ed Tech that requires students accounts have data privacy policies that meet our standards.

Websites that don't require students accounts, and thus do not collect student data, can often be used without concern.