

# Grade 5 Writing Workshop

## PERSONAL NARRATIVE

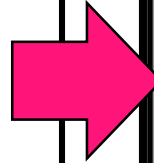
### Lesson 1



# ★ FREEBIES!!! ★

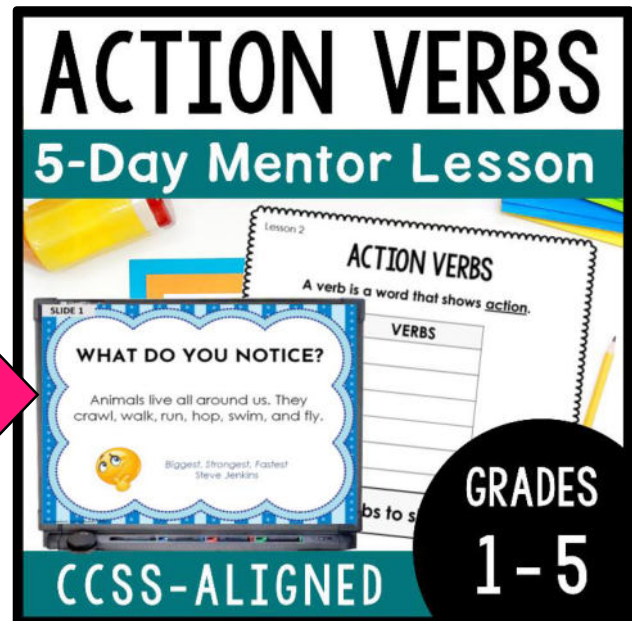
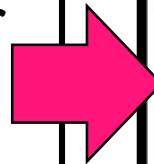
## GRAMMAR WORKSHOP

This **FREE** grammar workshop for Grades 1-5 ELA teachers describes a simple 5-day grammar routine that will result in improved writing among your students.



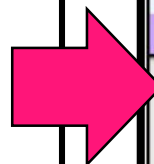
## ACTION VERBS MENTOR LESSON

This **FREE** five-day grammar lesson teaches action verbs in the context of writing using a mentor sentence and authentic writing activities. Each daily mini-lesson only takes 10 minutes to teach!



## 5 GRAMMAR BOOM DECKS!

Get **5 FREE Boom decks** to reinforce grammar skills in your curriculum: (1) Subject & Predicate; (2) Proper Nouns; (3) Contractions; (4) Adjectives; (5) Subject-Verb Agreement.



# TEACHER DIRECTIONS


- 1. Print your daily lesson plan on page 4.**
- 2. Read the "Materials" section of your lesson plan and prepare the necessary materials:**
  - Find a hard copy or YouTube read aloud of the mentor text.**
  - Print the posters (pages 5, 7).**
  - Print and make student copies of the graphic organizer (page 9).**
- 3. Use the lesson plan to teach your lesson.**

# Lesson 1: Brainstorm Topics for Your Narrative

FOCUS TRAIT	Ideas	WRITING PROCESS	Prewriting
OBJECTIVES			
<p>Students will...</p> <ul style="list-style-type: none"><li>Understand the characteristics of a personal narrative.</li><li>Brainstorm topics for their personal narratives.</li></ul>			
MATERIALS			
<ul style="list-style-type: none"><li><b>For Teacher:</b> <u>Each Kindness</u> read aloud by Jacqueline Woodson; <u>Personal Narrative</u> poster, <u>The Writing Process</u> poster, <u>Brainstorm</u> organizer</li><li><b>For Students:</b> <u>Brainstorm</u> organizer</li></ul>			
MINI-LESSON			
<ul style="list-style-type: none"><li>Gather students and explain that in this unit, students will learn how to write a personal narrative. Have students share their prior knowledge about personal narratives.</li><li>Read through the <u>Personal Narrative</u> poster. Discuss the definition and characteristics of a personal narrative.</li><li>Read aloud <u>Each Kindness</u> to students. Discuss the characteristics of a personal narrative that we see displayed on this story.</li><li>Explain that today we will begin writing our own personal narrative. Explain that good writers always prewrite before they write a story. Explain the prewriting stage with <u>The Writing Process</u> poster.</li></ul>			
TEACHER MODELING			
<ul style="list-style-type: none"><li>Project your <u>Brainstorm</u> organizer. Explain that the first thing you need to do is brainstorm a topic to write about. Explain that one way to write a really good personal narrative is to think of a time in your life when you felt a strong emotion like joy, sorrow, fear, or excitement. Think aloud as you write ideas on your organizer.</li><li>Circle two events on your organizer that you are most interested in writing about. Briefly tell your students about these two events. Invite your students to help you choose which event to write about. Star the event you plan to write about.</li></ul>			
WRITING TIME			
<ul style="list-style-type: none"><li>Distribute the <u>Brainstorm</u> organizer and ask students to use it to think of and record small moments in their lives when they felt a strong emotion like joy, sorrow, fear, or excitement.</li><li>Ask students to circle their two favorite events that they might want to write about.</li><li>Conference with individual students as the class brainstorms.</li></ul>			
SHARING TIME			
<ul style="list-style-type: none"><li>Pair students. Ask them to briefly share their two stories with one another. Partners can help each other select which event to write about. Ask students to star the event they will write about.</li><li>Invite a few students to share with the class the topic they chose for their personal narrative.</li></ul>			

# PERSONAL NARRATIVE

A true story that tells about something that happened in your life.



Zooms in on a small moment from your life.



YOU are the main character.

Uses words like:  
I Me, Mine, We, Our.

1, 2, 3


Tells about events in order.



Uses details to describe actions, thoughts, and feelings.



# PERSONAL NARRATIVE



**A true story that tells about something that happened in your life.**



**Zooms in on a small moment from your life.**



**YOU are the main character.**

**Uses words like:  
I Me, Mind, We, Our.**

**1,2,3**

**Tells about events in order.**



**Uses details to describe actions, thoughts, and feelings.**

THE WRITING

# PROCESS



## PREWRITING

Brainstorm ideas and organize them with a graphic organizer.



## DRAFTING

Write sentences and paragraphs using your prewriting.



## REVISING

Improve the draft by adding, removing, moving, and substituting words and sentences.



## EDITING

Correct errors in capitalization, punctuation, spelling, and grammar.




## PUBLISHING

Create a final draft and share it.


THE WRITING

# PROCESS




## PREWRITING

Brainstorm ideas and organize them with a graphic organizer.




## DRAFTING

Write sentences and paragraphs using your prewriting.




## REVISING

Improve the draft by adding, removing, moving, and substituting words and sentences.



## EDITING

Correct errors in capitalization, punctuation, spelling, and grammar.



## PUBLISHING

Create a final draft and share it.



Name: \_\_\_\_\_

# BRAINSTORM

Joyful (very happy)



Sorrow (very sad)



Scared



Excited



Name: \_\_\_\_\_

# SAMPLE BRAINSTORM

Joyful (very happy)

- When my sister was born
- My 9<sup>th</sup> birthday party
- Going to the zoo
- Visiting my grandparents




Sorrow (very sad)

- When my dog died
- When I broke my arm
- When I got lost at the fair



Scared

- Haunted house
- Car accident



Excited


- My first time in an airplane
- When I won a game at the carnival



# BUY A BUNDLE AND SAVE!

## Great Value!

This full-year writing workshop bundle includes 5 writing units aligned to CCSS, including 4 genre-specific units (personal narrative, realistic fiction, informational, and opinion.)



### WRITING WORKSHOP

#### Full-Year Curriculum

Lesson 1: Brainstorm Topics for Your Narrative

OPINION WRITING

Persuades readers about an opinion that you have.

INFORMATIONAL WRITING RUBRIC

NAME: \_\_\_\_\_

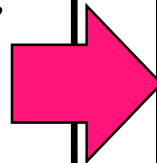
OPINION AND REASONS

GRADE 5

CCSS-ALIGNED

## Great Value!

This full-year grammar bundle includes 30 five-day grammar lessons that teach grammar in the context of writing using mentor sentences and authentic writing activities.



### AUTHENTIC GRAMMAR

#### Full-Year Curriculum

Lesson 29

COMPLEX SENTENCES

Complex sentences include a clause and an independent clause.

Complex sentences begin with following conjunctions: after, while, when, because, before, if, etc.

WHAT DO YOU NOTICE?

If you take a mouse to school, he'll ask you for your lunchbox.

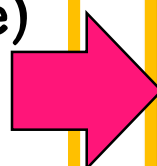
If you Take a Mouse to School Laura Hummel!

GRADE 5

CCSS-ALIGNED

## BEST Value!!!

This ultimate full-year bundle combines both bundles (above) and includes ALL of the grammar lessons and writing units you'll need for your writing block this year!



### GRAMMAR & WRITING

#### Full-Year Curriculum

OPINION WRITING

Persuades readers about an opinion that you have.

COMPLEX SENTENCES

Complex sentences include a clause and an independent clause.

Complex sentences begin with following conjunctions: after, while, when, because, before, if, etc.

WHAT DO YOU NOTICE?

If you take a mouse to school, he'll ask you for your lunchbox.

If you Take a Mouse to School Laura Hummel!

GRADE 5

CCSS-ALIGNED



# THANK YOU!



Thank you for downloading this resource! I truly appreciate every purchase, and I hope you love it.

If you do, please consider leaving some feedback in my TPT store to earn credits for future resource purchases! Go to "My Purchases" on TPT to leave a review.

Click [here](#) to follow me on TPT.

## TERMS OF USE

Your download of this resource entitles you to use it **in your own classroom only**. It cannot be posted anywhere online. If you'd like to share it with colleagues, please purchase additional licenses at a discount.

**Thank you for respecting my hard work and terms of use!**

You may...	You may NOT...
Use this product for personal use or in <b>your own classroom</b> .	<b>Benefit financially</b> from this product in any way. <b>Copy or modify</b> any part of this product.
Make enough copies <b>for your own class</b> . Please purchase additional licenses at a discount for others to use this product.	<b>Share this product</b> with your entire team or school without purchasing an additional license for them.
Save this file to your <b>personal or school computer</b> .	<b>Post this product anywhere online</b> (free or for sale) or on shared drives/clouds.


## LET'S CONNECT!



TPT Store



Blog



Facebook  
Group



Pinterest



Email Me



Freebies