

# Grade 5 Writing Workshop

## INFORMATIONAL REPORT

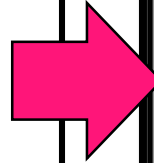
### Lesson 1



# ★ FREEBIES!!! ★

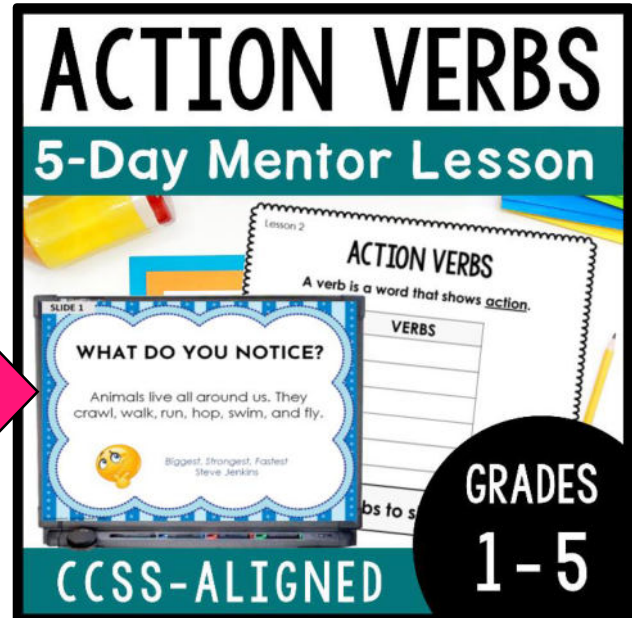
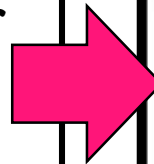
## GRAMMAR WORKSHOP

This **FREE** grammar workshop for Grades 1-5 ELA teachers describes a simple 5-day grammar routine that will result in improved writing among your students.



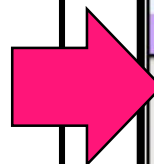
## ACTION VERBS MENTOR LESSON

This **FREE** five-day grammar lesson teaches action verbs in the context of writing using a mentor sentence and authentic writing activities. Each daily mini-lesson only takes 10 minutes to teach!



## 5 GRAMMAR BOOM DECKS!

Get 5 **FREE** Boom decks to reinforce grammar skills in your curriculum: (1) Subject & Predicate; (2) Proper Nouns; (3) Contractions; (4) Adjectives; (5) Subject-Verb Agreement.



# TEACHER DIRECTIONS


- 1. Print your daily lesson plan on page 4.**
- 2. Read the "Materials" section of your lesson plan and prepare the necessary materials:**
  - Find a hard copy or YouTube read aloud of the mentor text.**
  - Print the posters (pages 5, 7).**
  - Make student copies of the graphic organizers (pages 9, 11).**
- 3. Use the lesson plan to teach your lesson.**

# Lesson 1: Brainstorm Topics for Your Report

FOCUS TRAIT	Ideas	WRITING PROCESS	Prewriting
OBJECTIVES			
Students will...			
<ul style="list-style-type: none"><li>Understand the characteristics of informational writing.</li><li>Brainstorm topics for their informational report.</li></ul>			
MATERIALS			
<ul style="list-style-type: none"><li><b>For Teacher:</b> <u>September 11</u> read aloud by Libby Romero; <u>Informational Writing</u> poster, <u>The Writing Process</u> poster, <u>Brainstorm</u> organizer, <u>Facts</u> organizer, <a href="#">Informational Writing Youtube Video</a></li><li><b>For Students:</b> <u>Brainstorm</u> organizer, <u>Facts</u> organizer</li></ul>			
MINI-LESSON			
<ul style="list-style-type: none"><li>Gather students and explain that in this unit, students will learn how to write an informational report. Have students share their prior knowledge about informational writing.</li><li>Show the <a href="#">Informational Writing video</a> to help your students understand informational writing.</li><li>Read through the <u>Informational Writing</u> poster. Discuss the definition and characteristics of informational writing.</li><li>Read aloud <u>September 11</u> to students. Discuss the characteristics of informational writing that we see displayed in this story. Explain how the author organized facts about the topic into subtopics. Discuss how these subtopics help to organize the author's writing.</li><li>Explain that today we will begin writing our own informational report. Explain that good writers always prewrite before they write a story. Explain the prewriting stage with <u>The Writing Process</u> poster.</li></ul>			
TEACHER MODELING			
<ul style="list-style-type: none"><li>Project your <u>Brainstorm</u> organizer. Explain that the first thing you need to do is brainstorm a topic for your report. A good way to do this is to think of topics you already know a lot about or topics you are curious about. Model how to brainstorm and record topic ideas on your organizer. Then circle the topic that you will write your report on.</li><li>Project your <u>Facts</u> organizer. Model how to write your topic in the center of it. Explain that just as the author of <u>September 11</u> organized their writing into subtopics, we need to do the same. Model how to think of four broad subtopics that would work well for your topic. Record your subtopics in the boxes of your <u>Facts</u> organizer. Then write facts you already know about these subtopics.</li></ul>			
WRITING TIME			
<ul style="list-style-type: none"><li>Distribute a <u>Brainstorm</u> organizer to students. Explain that they need to use this organizer to think of potential topics for their report. Once they have brainstormed topics, they should circle which topic they will write about.</li><li>Distribute a <u>Facts</u> organizer to students. Explain that they need to record their topic in the center of it and to then think of four relevant subtopics. Then students can record facts they already know for each subtopic.</li><li>Conference with individual students as the class works on their writing.</li></ul>			
SHARING TIME			
<ul style="list-style-type: none"><li>Invite a few students to share what they worked on today and provide positive feedback to them. (Optional: You may want to put their work under a document camera.)</li></ul>			



# INFORMATIONAL WRITING



Teaches true facts about a topic.



I

Introduce the main topic in the introduction.

N

Name subtopics with headings.

F

Follow the headings with topic sentences and supporting details.

O

Organize writing with transition words.


R

Review the main points in the conclusion.

M

Make text features that give more information.

# **INFORMATIONAL WRITING**



**Teaches true facts about a topic.**



- I** **ntroduce the main topic in the introduction.**
- N** **ame subtopics with headings.**
- F** **ollow the headings with topic sentences and supporting details.**
- O** **rganize writing with transition words.**
- R** **eview the main points in the conclusion.**
- M** **ake text features that give more information.**

# THE WRITING

# PROCESS



## PREWRITING

Brainstorm ideas and organize them with a graphic organizer.



## DRAFTING

Write sentences and paragraphs using your prewriting.



## REVISING

Improve the draft by adding, removing, moving, and substituting words and sentences.



## EDITING

Correct errors in capitalization, punctuation, spelling, and grammar.





## PUBLISHING

Create a final draft and share it.


THE WRITING

# PROCESS




## PREWRITING

Brainstorm ideas and organize them with a graphic organizer.




## DRAFTING

Write sentences and paragraphs using your prewriting.




## REVISING

Improve the draft by adding, removing, moving, and substituting words and sentences.



## EDITING

Correct errors in capitalization, punctuation, spelling, and grammar.



## PUBLISHING

Create a final draft and share it.



Name: \_\_\_\_\_

# BRAINSTORM

The template consists of two identical brainstorming sections. Each section features a central circle connected to four surrounding ovals by thin lines. The top section's central circle contains the text "Topics I know a lot about", while the bottom section's central circle contains "Topics I am curious about". All surrounding ovals are empty for user input.

Topics I know a lot about

Topics I am curious about

Name: \_\_\_\_\_

# BRAINSTORM

biking

dinosaurs

Topics I know  
a lot about

flowers

tornadoes

lions

seahorses

Topics I am  
curious about

Saturn

hurricanes

Name: \_\_\_\_\_

# FACTS

Subtopic: \_\_\_\_\_

Subtopic: \_\_\_\_\_

Topic  
\_\_\_\_\_

Subtopic: \_\_\_\_\_

Subtopic: \_\_\_\_\_

Name: \_\_\_\_\_

# FACTS

Subtopic: **Looks like** \_\_\_\_\_

- Sharp claws to hold prey
- Short legs
- Long body
- Big head
- Adult males can weigh over 500 pounds, while females weigh less
- Yellowish brownish fur
- Males have a mane which starts growing at age 1

Subtopic: **Diet** \_\_\_\_\_

- Zebra, wildebeest, antelope (small to medium sized animals)
- Elephants, rhinos, insects, rodents, insects, crocodiles
- Stalk prey by watering holes
- Lionesses do the hunting at night

Topic

**lions**

- Live in parts of Africa and small area of Asia (India)
- Grassland – grass is very tall and a light brownish color
- Various habitats including woodlands, deserts, plains, and savannas
- Prefer savannas and grassy plains

Subtopic: **Habitat** \_\_\_\_\_


- Only cats that live in special groups, up to 40 cats per pride
- Can spend many hours resting and sleeping – 21 hours at a time
- A roar can be heard up to 5 miles away
- Lion cubs don't roar until 1 year of age
- Eyesight is 5 times better than humans

Subtopic: **Interesting Facts** \_\_\_\_\_

# BUY A BUNDLE AND SAVE!

## Great Value!

This full-year writing workshop bundle includes 5 writing units aligned to CCSS, including 4 genre-specific units (personal narrative, realistic fiction, informational, and opinion.)



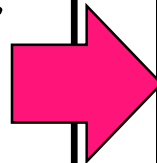
**WRITING WORKSHOP**  
**Full-Year Curriculum**

**CCSS-ALIGNED**

**GRADE 5**

## Great Value!

This full-year grammar bundle includes 30 five-day grammar lessons that teach grammar in the context of writing using mentor sentences and authentic writing activities.



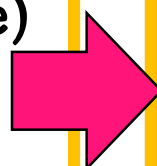
**AUTHENTIC GRAMMAR**  
**Full-Year Curriculum**

**CCSS-ALIGNED**

**GRADE 5**

## BEST Value!!!

This ultimate full-year bundle combines both bundles (above) and includes ALL of the grammar lessons and writing units you'll need for your writing block this year!



**GRAMMAR & WRITING**  
**Full-Year Curriculum**

**CCSS-ALIGNED**

**GRADE 5**



# THANK YOU!



Thank you for downloading this resource! I truly appreciate every purchase, and I hope you love it.

If you do, please consider leaving some feedback in my TPT store to earn credits for future resource purchases! Go to "My Purchases" on TPT to leave a review.

Click [here](#) to follow me on TPT.

## TERMS OF USE

Your download of this resource entitles you to use it **in your own classroom only**. It cannot be posted anywhere online. If you'd like to share it with colleagues, please purchase additional licenses at a discount.

**Thank you for respecting my hard work and terms of use!**

You may...	You may NOT...
Use this product for personal use or in <b>your own classroom</b> .	<b>Benefit financially</b> from this product in any way. <b>Copy or modify</b> any part of this product.
Make enough copies <b>for your own class</b> . Please purchase additional licenses at a discount for others to use this product.	<b>Share this product</b> with your entire team or school without purchasing an additional license for them.
Save this file to your <b>personal or school computer</b> .	<b>Post this product anywhere online</b> (free or for sale) or on shared drives/clouds.

## LET'S CONNECT!



TPT Store



Blog



Facebook  
Group



Pinterest



Email Me



Freebies