



# *At Home Learning Resources*

**Grade 3**

**Week 2**

## **Grab and Go Meals**

***Available for Lowell Public Schools  
Students When School is Closed***

**Weekdays from March 16-March 27**

Bartlett (11-11:30am)  
79 Wannalancit St.

Moody (12-12:30pm)  
158 Rogers St.

Butler (12:45-1:30pm)  
1140 Gorham St.

Murkland (12:45-1:15pm)  
350 Adams St.

Greenhalge (10:30-11am)  
149 Ennell St.

Pawtucketville (12-12:30pm)  
425 West Meadow Rd.

Lincoln (1:30-2pm)  
300 Chelmsford St.

Robinson (11:15-11:45am)  
110 June St.

STEM Academy (Rogers)\*  
10:30am-1 pm  
43 Highland St.

*\*STEM meal service will  
be available at back door  
at the kitchen loading  
dock area off South St.*

## ELA Grades 3 & 4 At Home Learning Choices

### Weeks 2 & 3

*You can continue the reading, writing, and vocabulary work from Week 1 OR continue online learning using tools like iReady, Lexia, Scholastic Learn OR complete the “Choose Your Own Adventure” Learning*

#### “Choose Your Own Adventure”

This is a two week English Language Arts and Literacy exploration. Students will choose between 4 different options to pursue. Each option still requires daily reading. The goal of the project is for students to grow and increase their learning with a project of their choice. There are different levels of independence, as well as choices for how to share their learning. (This work is adapted from educator Pernille Ripp). Enjoy!

So what are the choices?

Choice	To Do
<b>Choice 1: The Independent Reading Adventure</b> On this adventure, you will choose a fiction chapter book to show how well you understand the text. Read and either write or record your answers to questions that show your deeper understanding of the text.	See instructions below for “The Independent Reading Adventure”
<b>Choice 2: The Picture Book Read Aloud Adventure</b> On this adventure, you will listen to a picture book being read aloud every day by lots of wonderful people. Then you will write or record a response to a specific question every day.	See instructions below for “The Picture Book Read Aloud Adventure”
<b>Choice 3: The Learn Something New Adventure</b> Ever wanted a chance to learn more about a new topic? Now is the chance. Come up with a learning plan, learn more about your topic, and then show your learning when you return to school or virtually.	See instructions below for “The Learn Something New Adventure”
<b>Choice 4: The Graphic Novel Adventure</b> Want a chance to explore graphic novel writing? Read a graphic novel and then write your own. Write each day and be ready to share some of your great work when you return to school or virtually.	See instructions below for “The Graphic Novel Adventure”

## Choice 1: The Independent Reading Adventure

*On this adventure, you will choose a fiction chapter book to show how well you understand the text. Read and either write or record your answers to questions that show your deeper understanding of the text.*

Connect Four boxes vertically, horizontally, or diagonally. The four boxes you choose must be included in your recorded or written response.

# Choose Your Own Adventure - The Independent Reading Adventure

---

**Book:** Grab a chapter book to do this, if you do not have one at your house you can use Audible to listen to one or Epic Books or Libby/Overdrive.

### Choice in completion:

You can either type this out in a document: Google Doc, Word, Etc. OR record this in a video or audio-only format.

---

## Details for Written Response

- Write a healthy response for each section that requires a written answer, meaning a long paragraph.
- Include the title, author, genre of your book on the paper.
- Choose 4 elements to complete from the grid that are connected - they can be connected vertically, diagonally, or horizontally.
- Do this by hand by printing it out or take a picture of it.

## Required Details for Recorded Response

- Brainstorm what you want to say before you record.
- Make sure you name the book and the author in your recording.
- Make sure your response answers the questions fully.
- Choose 4 elements to complete from the grid that are connected - they can be connected vertically, diagonally, or horizontally.

Connect four boxes vertically, horizontally, or diagonally to select your other four required elements.

<p><b>Quotes:</b> Copy down 3 meaningful quotes from the book and explain the meaning of each quote. Describe why it is important.</p>	<p><b>Character changes:</b> How does your main character change throughout the story? Answer using evidence. Add two pictures or drawings that show what your character is thinking or doing.</p>	<p><b>Setting:</b> Draw or describe a background that shows the setting of one or more important scenes for the characters.</p>	<p><b>Song:</b> Find song lyrics that connect. Write the lyrics, including the song, artist, and a 2-3 sentence explanation of how the song related to the book.</p>
<p><b>Setting:</b> Draw or describe a background that shows the setting of one or more important scenes for the characters.</p>	<p><b>Timeline:</b> Create a timeline with 10 important events in the book. Each event must be a complete sentence.</p>	<p><b>Quotes:</b> Copy down 3 meaningful quotes from the book and explain the meaning of each quote. Describe why it is important.</p>	<p><b>Character changes:</b> How does your main character change throughout the story? Answer using evidence. Add two pictures or drawings that show what your character is thinking or doing.</p>
<p><b>Lessons learned:</b> Add images and/or words to show lessons your main character learns throughout the book. Write about what the lessons teach them. Does this teach you any lessons?</p>	<p><b>Setting:</b> Draw or describe a background that shows the setting of one or more important scenes for the characters.</p>	<p><b>Character changes:</b> How does your main character change throughout the story? Answer using evidence. Add two pictures or drawings that show what your character is thinking or doing.</p>	<p><b>Quotes:</b> Copy down 3 meaningful quotes from the book and explain the meaning of each quote. Describe why it is important.</p>
<p><b>Character changes:</b> How does your main character change throughout the story? Answer using evidence. Add two pictures or drawings that show what your character is thinking or doing.</p>	<p><b>Quotes:</b> Copy down 3 meaningful quotes from the book and explain the meaning of each quote. Describe why it is important.</p>	<p><b>Lessons learned:</b> Add images and/or words to show lessons your main character learns throughout the book. Write about what the lessons teach them. Does this teach you any lessons?</p>	<p><b>Setting:</b> Draw or describe a background that shows the setting of one or more important scenes for the characters.</p>

## Choice 2: The Picture Book Read Aloud Adventure

*On this adventure, you will listen to a picture book being read aloud every day by lots of wonderful people. Then you will write or record a response to a specific question every day.*

# Choose Your Own Adventure - Picture Book Read Alouds

---

Love picture books being read aloud? Me too! Here is your chance to listen to a different picture book being read aloud every day and analyze the book using the question asked each day.

### Project requirement:

- Watch the video posted for each day in the table below.
- Respond either in writing or by posting a recording of your answer.

### Choice in completion:

You can either type this out in a document: Google Doc, Word, etc. OR record this in a video or audio-only format

### Details for Written Response

- Write a response for each question meaning a long paragraph.
- You should use evidence from the read aloud. You can use either a quote (stop the video to write it down) or write about a specific section of the picture book.
- Include the title and author of your book on the paper.

### Details for Recorded Response

- Brainstorm what you want to say before you record.
- Make sure you name the book and the author in your recording.
- Start each recording by saying the question you are answering.
- Make sure your response answers the questions fully.

Day	Title of Picture Book	Video link	Questions to discuss
Day 1	Your Choice	Visit the LPS Virtual Read Aloud Page and choose a book to listen to. <a href="https://www.youtube.com/channel/UCMIqoXopDU-6yfq5pJIPRtg">https://www.youtube.com/channel/UCMIqoXopDU-6yfq5pJIPRtg</a>	What did the author want you to learn? How does the main character change throughout the story? How do you know?
Day 2	Each Kindness	<a href="https://www.youtube.com/watch?v=kj7Oc0ZoQjM">https://www.youtube.com/watch?v=kj7Oc0ZoQjM</a>	What is the lesson of <u>Each Kindness</u> ? How do you know?
Day 3	Your Choice	Visit the LPS Virtual Read Aloud Page and choose a book to listen to. <a href="https://www.youtube.com/channel/UCMIqoXopDU-6yfq5pJIPRtg">https://www.youtube.com/channel/UCMIqoXopDU-6yfq5pJIPRtg</a>	What did the author want you to learn? How does the main character change throughout the story? How do you know?
Day 4	The Bad Seed	<a href="https://www.youtube.com/watch?v=uqsGoiz-ufg&amp;list=PLiYzMwyBPG96EDjV7MAohaCnXoQnqiBmG&amp;index=20&amp;t=0s">https://www.youtube.com/watch?v=uqsGoiz-ufg&amp;list=PLiYzMwyBPG96EDjV7MAohaCnXoQnqiBmG&amp;index=20&amp;t=0s</a>	In the book, the people who surround our main character see a certain way - how do you think what others think about him changes his actions? How do you connect to this story?
Day 5	A Bad Case of the Stripes	<a href="https://www.youtube.com/watch?v=cKaQXmRvpvw">https://www.youtube.com/watch?v=cKaQXmRvpvw</a>	Why is Camilla worried? What does she learn? What can this teach you about your own life?
Day 6	Your Choice	Visit the LPS Virtual Read Aloud Page and choose a book to listen to. <a href="https://www.youtube.com/channel/UCMIqoXopDU-6yfq5pJIPRtg">https://www.youtube.com/channel/UCMIqoXopDU-6yfq5pJIPRtg</a>	What did the author want you to learn? How does the main character change throughout the story? How do you know?
Day 7	Wolfie the Bunny	<a href="https://www.youtube.com/watch?v=BiU0Z9P2E4s">https://www.youtube.com/watch?v=BiU0Z9P2E4s</a>	What did Dot use as evidence for understanding Wolfie? How did her view influence how she viewed Wolfie? How does this relate to your own life?
Day 8	On the Day You Begin	<a href="https://www.readbrightly.com/brightly-storytime-the-day-you-begin/">https://www.readbrightly.com/brightly-storytime-the-day-you-begin/</a>	How does our main character change throughout the story? How do you know? How does this story connect with your own life?
Day 9	The True Story of The Three Little Pigs	<a href="https://www.youtube.com/watch?v=1Q01X8JU3GU">https://www.youtube.com/watch?v=1Q01X8JU3GU</a>	How does hearing the story from the Wolf show us what we have missed? What happens to our understanding if we only see one side of the story?
Day 10	Your Choice	Visit the LPS Virtual Read Aloud Page and choose a book to listen to. <a href="https://www.youtube.com/channel/UCMIqoXopDU-6yfq5pJIPRtg">https://www.youtube.com/channel/UCMIqoXopDU-6yfq5pJIPRtg</a>	What did the author want you to learn? What language stood out to you? How does the main character change throughout the story? How do you know?

### Choice 3: The Learn Something New Adventure

*Ever wanted a chance to learn more about a new topic? Now is the chance. Come up with a learning plan, learn more about your topic, and then show your learning when you return to school or virtually.*

## Choose Your Own Adventure - The Learn Something New Project

---

*Ever wanted a chance to learn more about a new topic? Now is the chance. Come up with a learning plan, learn more about your topic, and then show your learning when you return to school or virtually.*

#### Project Requirements:

- Choose something you want to learn more about - remember your topic should be something you don't know much about and cannot find all of the answers in one place on Google. They will need learning from many sources or experiences to answer.
- Fill in the learning plan to show what you will be learning and how you will challenge yourself.
- Do the learning on your own or with your family.
- Create a product to showcase your learning - you have many choices of what to create.

#### Independence Expectations:

- This is a project that will require that you plan part of the project each day. You are not creating a day-to-day project, so you are expected to produce a larger final product to share your learning.
- The topic you choose to learn more about can be one that you already know something about or one that you know very little about.
- There should be NEW learning throughout, not just a summary of what you already know.

---

#### Details for End Product

- Your end product can take many forms: A podcast, a story, a presentation, a speech, or something else you imagine.
- Your end product should showcase new learning for you.
- Record where you learned your information - the name of the book, website, person.

Day	What is your plan for learning for this day?
Day 1	
Day 2	
Day 3	
Day 4	
Day 5	
Day 6	
Day 7	
Day 8	
Day 9	
Day 10	

What is your topic?
How much do you already know about this topic? <input type="checkbox"/> Nothing <input type="checkbox"/> Very little <input type="checkbox"/> Some, but I can learn much more
How will this project challenge you?
What types of resources do you plan on using?
How will you know you have successfully learned something?
What do you plan on creating to show off your newfound knowledge? What is your end project idea?

#### Choice 4: The Graphic Novel Adventure

*Want a chance to explore graphic novel writing? Read a graphic novel and then write your own. Write each day and be ready to share some of your great work when you return to school or virtually.*

## Choose Your Own Adventure - Graphic Novel Writing

---

#### Project Requirements:

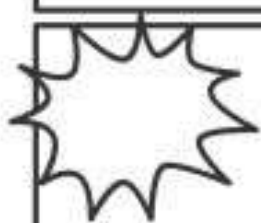
- Read a graphic novel or comics.
- Think about your own story that you could write as a graphic novel.
- Write two or more pages each day in words and in pictures.


#### Independence Expectations:

- This is a project that will require that you plan part of the project each day. You are not creating a day-to-day project, so you are expected to produce a larger final product to share your learning.
- The graphic novel you choose to read should be a new one and the writing should be a new story.
- You can draw the graphic novel by hand, use a template, or make one [online](#).


#### Day-by-Day Breakdown

Day	What is your plan for learning for this day?
Day 1	
Day 2	
Day 3	
Day 4	
Day 5	
Day 6	
Day 7	
Day 8	
Day 9	
Day 10	









**Understanding of Multiplication Models**

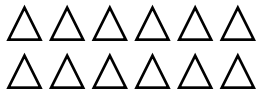
Name: \_\_\_\_\_

- 1** Show  $3 \times 5$  by drawing equal groups of 5.


Show  $3 \times 5$  by drawing an array.

Complete the equation.  $3 \times 5 =$  \_\_\_\_\_

- 2** Write an equation that matches the array.



- 3** Write an equation that matches the picture.



- 4** Use words to describe the drawing for problem 3.

## Multiplying with 2, 5, and 10

Name: \_\_\_\_\_

**Multiply.**

**1**  $5 \times 2 =$  \_\_\_\_\_ **2**  $2 \times 5 =$  \_\_\_\_\_ **3**  $2 \times 10 =$  \_\_\_\_\_ **4**  $10 \times 2 =$  \_\_\_\_\_

**5**  $10 \times 5 =$  \_\_\_\_\_ **6**  $5 \times 10 =$  \_\_\_\_\_ **7**  $6 \times 2 =$  \_\_\_\_\_ **8**  $2 \times 6 =$  \_\_\_\_\_

**9**  $3 \times 10 =$  \_\_\_\_\_ **10**  $10 \times 3 =$  \_\_\_\_\_ **11**  $7 \times 2 =$  \_\_\_\_\_ **12**  $2 \times 7 =$  \_\_\_\_\_

**13**  $4 \times 10 =$  \_\_\_\_\_ **14**  $10 \times 4 =$  \_\_\_\_\_ **15**  $5 \times 4 =$  \_\_\_\_\_ **16**  $4 \times 5 =$  \_\_\_\_\_

**17**  $2 \times 2 =$  \_\_\_\_\_ **18**  $5 \times 5 =$  \_\_\_\_\_ **19**  $10 \times 10 =$  \_\_\_\_\_

**20** What patterns do you notice in the problems? Explain.

**21** Draw a model to show how you solved one of the problems.

**Write the missing digits in the boxes to make each multiplication problem true.**

$3 \times 1 = \square$

$0 \times 7 = \square$

$5 \times 1 = \square$

$1 \times 0 = \square$

$1 \times 7 = \square$

$4 \times \square = 0$

$4 \times \square = 4$

$9 \times \square = 0$

$\square \times 1 = 3$

$\square \times 9 = 9$

$\square \times 8 = 0$

$\square \times 6 = 0$

**Write two factors to make each multiplication problem true.**

$\square \times \square = 5$

$\square \times \square = 7$

$\square \times \square = 2$

$\square \times \square = 1$

**Write a digit in the box to make the multiplication problem true. Then use words to write about the groups.**

$\square \times 0 = 0$

## Multiplying with 3

Name: \_\_\_\_\_

**Multiply.**

**1**  $2 \times 3 =$  \_\_\_\_\_ **2**  $3 \times 2 =$  \_\_\_\_\_ **3**  $10 \times 3 =$  \_\_\_\_\_ **4**  $3 \times 10 =$  \_\_\_\_\_

**5**  $5 \times 3 =$  \_\_\_\_\_ **6**  $3 \times 5 =$  \_\_\_\_\_ **7**  $4 \times 3 =$  \_\_\_\_\_ **8**  $3 \times 4 =$  \_\_\_\_\_

**9**  $9 \times 3 =$  \_\_\_\_\_ **10**  $3 \times 9 =$  \_\_\_\_\_ **11**  $1 \times 3 =$  \_\_\_\_\_ **12**  $3 \times 1 =$  \_\_\_\_\_

**13**  $8 \times 3 =$  \_\_\_\_\_ **14**  $3 \times 8 =$  \_\_\_\_\_ **15**  $6 \times 3 =$  \_\_\_\_\_ **16**  $3 \times 6 =$  \_\_\_\_\_

**17**  $7 \times 3 =$  \_\_\_\_\_ **18**  $3 \times 7 =$  \_\_\_\_\_ **19**  $0 \times 3 =$  \_\_\_\_\_ **20**  $3 \times 3 =$  \_\_\_\_\_

**21** Tell how you could check that your answer to problem 9 is correct.

**22** Draw a model to show how you solved one of the problems.

## Multiplying with 4

Name: \_\_\_\_\_

**Multiply.**

**1**  $2 \times 4 =$  \_\_\_\_\_ **2**  $3 \times 4 =$  \_\_\_\_\_ **3**  $10 \times 4 =$  \_\_\_\_\_ **4**  $5 \times 4 =$  \_\_\_\_\_

**5**  $7 \times 4 =$  \_\_\_\_\_ **6**  $6 \times 4 =$  \_\_\_\_\_ **7**  $8 \times 4 =$  \_\_\_\_\_ **8**  $9 \times 4 =$  \_\_\_\_\_

**9**  $1 \times 4 =$  \_\_\_\_\_ **10**  $4 \times 5 =$  \_\_\_\_\_ **11**  $0 \times 4 =$  \_\_\_\_\_ **12**  $4 \times 10 =$  \_\_\_\_\_

**13**  $4 \times 3 =$  \_\_\_\_\_ **14**  $4 \times 2 =$  \_\_\_\_\_ **15**  $4 \times 1 =$  \_\_\_\_\_ **16**  $4 \times 4 =$  \_\_\_\_\_

**17** Tell what strategy you used to solve  $6 \times 4$ .

**18** Draw a model to show how you solved one of the problems.

## Multiplying with 6

Name: \_\_\_\_\_

**Multiply.**

**1**  $5 \times 6 =$  \_\_\_\_\_ **2**  $3 \times 6 =$  \_\_\_\_\_ **3**  $10 \times 6 =$  \_\_\_\_\_ **4**  $2 \times 6 =$  \_\_\_\_\_

**5**  $7 \times 6 =$  \_\_\_\_\_ **6**  $4 \times 6 =$  \_\_\_\_\_ **7**  $8 \times 6 =$  \_\_\_\_\_ **8**  $1 \times 6 =$  \_\_\_\_\_

**9**  $9 \times 6 =$  \_\_\_\_\_ **10**  $6 \times 5 =$  \_\_\_\_\_ **11**  $0 \times 6 =$  \_\_\_\_\_ **12**  $6 \times 10 =$  \_\_\_\_\_

**13**  $6 \times 3 =$  \_\_\_\_\_ **14**  $6 \times 2 =$  \_\_\_\_\_ **15**  $6 \times 5 =$  \_\_\_\_\_ **16**  $6 \times 6 =$  \_\_\_\_\_

**17** Tell a strategy you can use to show  $5 \times 6$ .

**18** Explain how problem 2 and problem 13 are related.

## Multiplying with 7

Name: \_\_\_\_\_

The answers are mixed up at the bottom of the page. Cross out the answers as you complete the problems.

1  $3 \times 7 =$  \_\_\_\_\_

2  $6 \times 7 =$  \_\_\_\_\_

3  $8 \times 7 =$  \_\_\_\_\_

4  $2 \times 7 =$  \_\_\_\_\_

5  $9 \times 7 =$  \_\_\_\_\_

6  $1 \times 7 =$  \_\_\_\_\_

7  $7 \times 0 =$  \_\_\_\_\_

8  $10 \times 7 =$  \_\_\_\_\_

9  $4 \times 7 =$  \_\_\_\_\_

10  $5 \times 7 =$  \_\_\_\_\_

11  $7 \times 3 =$  \_\_\_\_\_

12  $0 \times 7 =$  \_\_\_\_\_

13  $7 \times 2 =$  \_\_\_\_\_

14  $7 \times 10 =$  \_\_\_\_\_

15  $7 \times 4 =$  \_\_\_\_\_

16  $7 \times 1 =$  \_\_\_\_\_

17  $7 \times 5 =$  \_\_\_\_\_

18  $7 \times 7 =$  \_\_\_\_\_

### Answers

14	63	35	70	0	42
7	28	14	21	56	21
28	0	70	49	35	7

## Multiplying with 8

Name: \_\_\_\_\_

The answers are mixed up at the bottom of the page. Cross out the answers as you complete the problems.

1  $2 \times 8 =$  \_\_\_\_\_

2  $6 \times 8 =$  \_\_\_\_\_

3  $7 \times 8 =$  \_\_\_\_\_

4  $3 \times 8 =$  \_\_\_\_\_

5  $9 \times 8 =$  \_\_\_\_\_

6  $1 \times 8 =$  \_\_\_\_\_

7  $0 \times 8 =$  \_\_\_\_\_

8  $10 \times 8 =$  \_\_\_\_\_

9  $4 \times 8 =$  \_\_\_\_\_

10  $5 \times 8 =$  \_\_\_\_\_

11  $8 \times 3 =$  \_\_\_\_\_

12  $8 \times 0 =$  \_\_\_\_\_

13  $8 \times 2 =$  \_\_\_\_\_

14  $8 \times 10 =$  \_\_\_\_\_

15  $8 \times 4 =$  \_\_\_\_\_

16  $8 \times 7 =$  \_\_\_\_\_

17  $8 \times 5 =$  \_\_\_\_\_

18  $8 \times 8 =$  \_\_\_\_\_

### Answers

64	40	48	8	0	56
72	80	24	32	16	32
24	0	80	40	56	16

## Multiplying with 9

Name: \_\_\_\_\_

The answers are mixed up at the bottom of the page. Cross out the answers as you complete the problems.

1  $1 \times 9 =$  \_\_\_\_\_

2  $6 \times 9 =$  \_\_\_\_\_

3  $7 \times 9 =$  \_\_\_\_\_

4  $2 \times 9 =$  \_\_\_\_\_

5  $8 \times 9 =$  \_\_\_\_\_

6  $3 \times 9 =$  \_\_\_\_\_

7  $0 \times 9 =$  \_\_\_\_\_

8  $10 \times 9 =$  \_\_\_\_\_

9  $4 \times 9 =$  \_\_\_\_\_

10  $5 \times 9 =$  \_\_\_\_\_

11  $9 \times 3 =$  \_\_\_\_\_

12  $9 \times 8 =$  \_\_\_\_\_

13  $9 \times 2 =$  \_\_\_\_\_

14  $9 \times 10 =$  \_\_\_\_\_

15  $9 \times 4 =$  \_\_\_\_\_

16  $9 \times 7 =$  \_\_\_\_\_

17  $9 \times 5 =$  \_\_\_\_\_

18  $9 \times 9 =$  \_\_\_\_\_

### Answers

63	45	18	81	90	36
72	54	27	36	72	63
90	0	18	9	27	45

**Write the missing numbers in the boxes to make each multiplication problem true.**

$5 \times 6 = \square$

$2 \times 6 = \square$

$4 \times 5 = \square$

$6 \times 5 = \square$

$6 \times 2 = \square$

$5 \times 4 = \square$

$3 \times 8 = \square$

$4 \times 7 = \square$

$5 \times 9 = \square$

$8 \times 3 = \square$

$7 \times 4 = \square$

$9 \times 5 = \square$

$9 \times 2 = \square$

$\square \times 5 = 15$

$7 \times 8 = \square$

$2 \times \square = 18$

$5 \times 3 = \square$

$\square \times 7 = 56$

$\square \times 10 = 70$

$\square \times 5 = 10$

$3 \times \square = 12$

$10 \times \square = 70$

$5 \times \square = 10$

$\square \times 3 = 12$

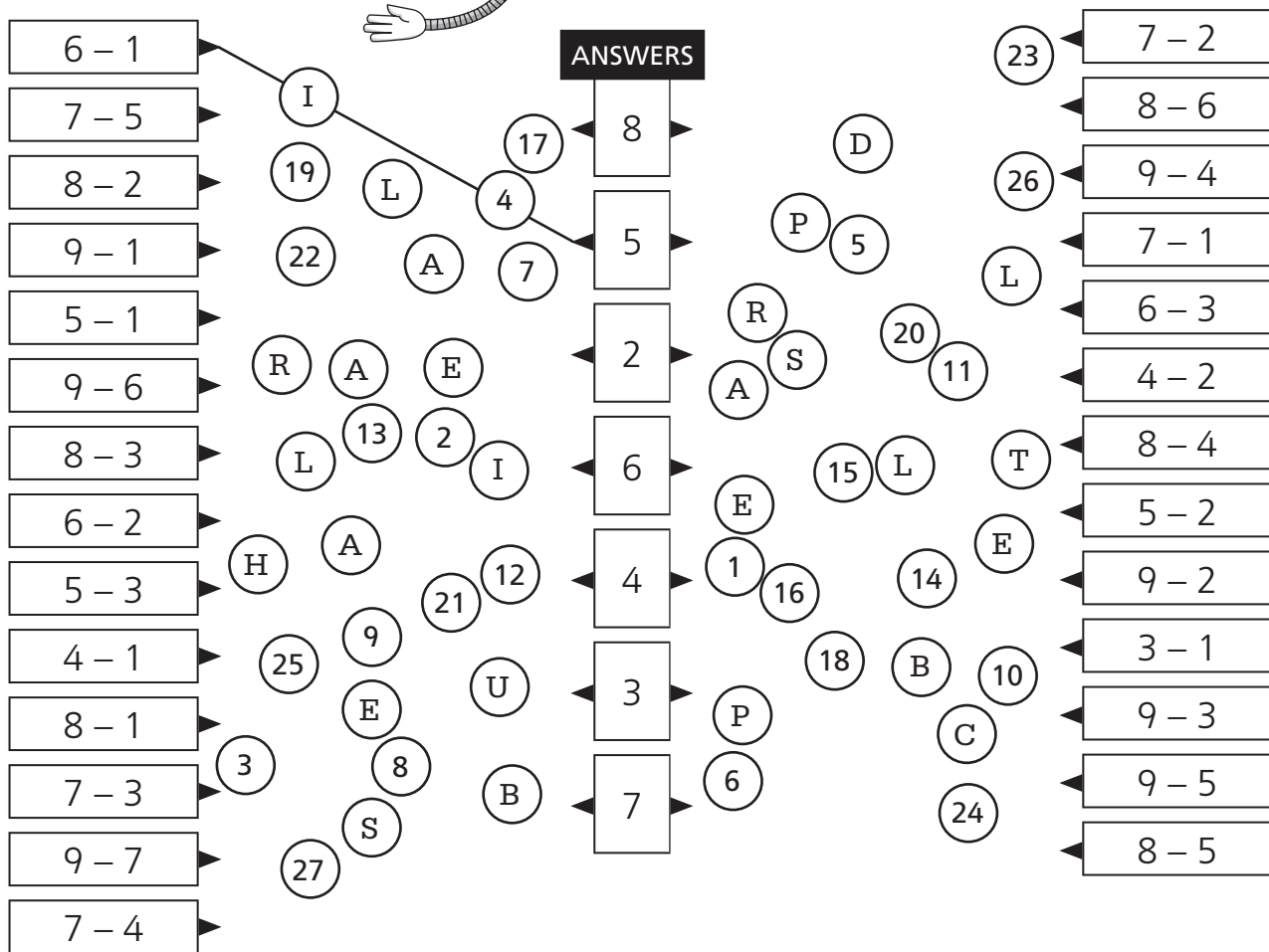

**1** Look at  $6 \times 5$  and  $5 \times 6$ . How does the order of the factors change the product?

**2** Draw two arrays to show  $4 \times 7$  and  $7 \times 4$ .

# ANIMAL TALE

## What do a shark, a mouse and a dog have in common?

For each of these, draw a straight line to the correct answer in the middle. The line will pass through a number and a letter. Write the letter above its matching number at the bottom of the page. Some answers are used more than once.



1 2 3 4 5 6 7 8 9 10 11 12 13 14

15	16	17		18	19	20	21	22	23		24	25	26	27
----	----	----	--	----	----	----	----	----	----	--	----	----	----	----

# A DOG'S LIFE



## How many pure breeds of dogs are there?

Figure out the answer to each of these. Then use the answer and its matching letter to find and shade a square in the grid below. The letter is the column and the answer is the row. The first one has been done for you.





<b>F</b>	$14 - 8 =$	6
<b>D</b>	$17 - 9 =$	
<b>F</b>	$12 - 7 =$	
<b>J</b>	$10 - 6 =$	
<b>G</b>	$16 - 8 =$	
<b>B</b>	$13 - 7 =$	
<b>J</b>	$11 - 6 =$	
<b>C</b>	$15 - 8 =$	
<b>H</b>	$14 - 6 =$	
<b>F</b>	$16 - 9 =$	

<b>B</b>	$16 - 7 =$	
<b>H</b>	$13 - 6 =$	
<b>G</b>	$14 - 9 =$	
<b>D</b>	$17 - 8 =$	
<b>J</b>	$14 - 7 =$	
<b>H</b>	$12 - 6 =$	
<b>F</b>	$15 - 7 =$	
<b>C</b>	$18 - 9 =$	
<b>J</b>	$15 - 9 =$	
<b>H</b>	$13 - 8 =$	



10											
9											
8											
7											
6											
5											
4											
3											
	<b>A</b>	<b>B</b>	<b>C</b>	<b>D</b>	<b>E</b>	<b>F</b>	<b>G</b>	<b>H</b>	<b>I</b>	<b>J</b>	<b>K</b>



# Weather Scavenger Hunt Activity

## Materials:

Weather questions worksheet (pages 2-3)  
18 weather fact cards (pages 4-8)  
Tape and scissors

## Preparation

Print the fact cards on card stock or brightly-colored paper and cut them apart along the dotted lines.



Make copies of the weather questions worksheet (2-sided).  
Each student will need his or her own copy.

Hide all 18 weather fact cards around your classroom where students will be able to find them. You can put them on the back of your classroom door, on chairs, on the computer keyboard, on the sides of student desks, or wherever you like.

## Activity

Students receive copies of the question worksheet. They have to search the classroom to find the fact cards to answer the questions.

After they have completed the question sheet, you can go over the answers together with the class.

## Management tips

You may want to make this a silent activity so students don't share answers with each other.

You can have the kids work by themselves or with partners.

Don't be afraid to hide the facts in tough places. Kids think it's more fun when they have to search around a little.

## Examples of good hiding spots might include:

- sticking out of a book, like a bookmark
- the back of the classroom door
- laying flat on the bookshelf
- on the back of the teacher's chair
- on the side of your computer monitor

*Have a plan for students who finish early. You may want to have an assignment for them to complete when they're done, or you may have them help other students find fact cards.*



## Scavenger Hunt

## Weather

Fact Card

1



The average lifespan of a tornado is only about 10 minutes.

## Scavenger Hunt

## Weather

Fact Card

2



The sunniest city on Earth is Yuma, Arizona. 91% of the daylight hours in Yuma are sunny, according to the Guinness Book of World Records.

## Scavenger Hunt

## Weather

Fact Card

3



On July 10, 1910, the temperature in Death Valley, California reached 134°F (57°C). This is the hottest temperature ever recorded in the United States.

## Scavenger Hunt

## Weather

Fact Card

4



On July 21, 1983, the temperature at Vostok Station in Antarctica was -128°F (-89°C). This is the coldest temperature ever recorded on Earth.

**Scavenger Hunt****Weather**

Fact Card

**5**

Wind speed is measured with an instrument called an anemometer.



Wind direction is measured with a wind vane.

**Scavenger Hunt****Weather**

Fact Card

**6**

Humidity is the amount of water (or moisture) in the air.

**Scavenger Hunt****Weather**

Fact Card

**7**

Lightning can reach over 50,000°F (27,700°C). This is hotter than the surface of the sun!

**Scavenger Hunt****Weather**

Fact Card

**8**

**The driest state in the USA is Nevada. It receives only about nine inches of rainfall per year.**

**The wettest state in the USA is Louisiana. On average, Louisiana receives about 59 inches of rain per year.**



## Scavenger Hunt

## Weather

Fact Card

9



The safest place to be when a tornado is near is in the basement of a house or building.

## Scavenger Hunt

## Weather

Fact Card

10



Lightning is attracted to metal and water. Lightning does not usually strike things made of rubber or plastic.

## Scavenger Hunt

## Weather

Fact Card

11



Crickets chirp faster when the temperature is warm. They chirp slower when the temperature is cool.

## Scavenger Hunt

## Weather

Fact Card

12



Cumulus clouds are fluffy, white clouds that look like cotton. Low, flat, gray clouds are stratus clouds.



## Scavenger Hunt

## Weather

Fact Card

13



Fog is a cloud that is near the ground.

## Scavenger Hunt

## Weather

Fact Card

14



Before 1979, all hurricanes had female names. From 1979 onwards, hurricanes were given both male and female names.

## Scavenger Hunt

## Weather

Fact Card

15



A waterspout is a tornado over water.

## Scavenger Hunt

## Weather

Fact Card

16

The weakest hurricanes are called "Category 1 Hurricanes." The strongest hurricanes are called "Category 5 Hurricanes." Category 5 hurricanes have winds stronger than 155 miles per hour (249 kilometers per hour).



### Scavenger Hunt

## Weather

Fact Card

**17**



Rainbows can form after a rainstorm. They are most likely to form in the early morning or later afternoon when the sun is low in the sky.

### Scavenger Hunt

## Weather

Fact Card

**18**



Someone who is trained to predict the weather is called a meteorologist.

# Weather Scavenger Hunt

- Fact Card 1:** What is the average lifespan of a tornado?  
\_\_\_\_\_
- Fact Card 2:** What is the sunniest city on Earth?  
\_\_\_\_\_
- Fact Card 3:** What was the hottest temperature ever recorded in the United States?  
\_\_\_\_\_
- Fact Card 4:** What was the coldest temperature ever recorded in the United States?  
\_\_\_\_\_
- Fact Card 5:** What is the name of the instrument used to measure wind speed?  
\_\_\_\_\_
- Fact Card 6:** What is humidity?  
\_\_\_\_\_
- Fact Card 7:** How hot is a bolt of lightning?  
\_\_\_\_\_
- Fact Card 8:** What is the driest state in the United States?  
\_\_\_\_\_
- Fact Card 9:** Where is the safest place to be during a tornado?  
\_\_\_\_\_

# Weather Scavenger Hunt

**Fact Card 10:** Name two things that lightning is attracted to.

---

**Fact Card 11:** Do crickets chirp faster or slower when the weather is warm?

---

**Fact Card 12:** What are fluffy, cotton-like clouds called?

---

**Fact Card 13:** What is fog?

---

**Fact Card 14:** How are hurricane names before 1979 different from those after 1979?

---

**Fact Card 15:** What is a waterspout?

---

**Fact Card 16:** How fast are the winds in a category 5 hurricane?

---

**Fact Card 17:** During what time of the day are rainbows most likely to form?

---

**Fact Card 18:** What is a meteorologist?

---

# Weather Scavenger Hunt

- Fact Card 1:** What is the average lifespan of a tornado?  
**10 minutes**
- Fact Card 2:** What is the sunniest city on Earth?  
**Yuma, Arizona**
- Fact Card 3:** What was the hottest temperature ever recorded in the United States?  
**134 ° F or 57 °C**
- Fact Card 4:** What was the coldest temperature ever recorded in the United States?  
**-128 ° F or -89 °C**
- Fact Card 5:** What is the name of the instrument used to measure wind speed?  
**anemometer**
- Fact Card 6:** What is humidity?  
**the amount of water (moisture) in the air**
- Fact Card 7:** How hot is a bolt of lightning?  
**over 50,000 ° F (or 27,700 °C)**  
**Also accept: Hotter than the surface of the sun.**
- Fact Card 8:** What is the driest state in the United States?  
**Nevada**
- Fact Card 9:** Where is the safest place to be during a tornado?  
**in the basement of a house or building**

# Weather Scavenger Hunt

- Fact Card 10:** Name two things that lightning is attracted to.  
metal and water
- Fact Card 11:** Do crickets chirp faster or slower when the weather is warm?  
faster
- Fact Card 12:** What are fluffy, cotton-like clouds called?  
cumulus clouds
- Fact Card 13:** What is fog?  
a cloud that is near the ground
- Fact Card 14:** How are hurricane names before 1979 different from those after 1979?  
Before 1979 all hurricanes had female names; since 1979 they've had both male and female names.
- Fact Card 15:** What is a waterspout?  
a tornado over water
- Fact Card 16:** How fast are the winds in a category 5 hurricane?  
over 155 miles per hour or 249 kilometers per hour
- Fact Card 17:** During what time of the day are rainbows most likely to form?  
in the morning or evening when the sun is low in the sky
- Fact Card 18:** What is a meteorologist?  
a person trained to predict the weather

# Headlines

Name: \_\_\_\_\_

Class: \_\_\_\_\_ Date: \_\_\_\_\_

**Directions:** Create a newspaper headline that summarizes the most important information about a certain topic. After learning more about this topic, write a new headline that captures what you learned.

**My 1st Headline:**

---

---

**Explain:** How does this headline capture the most important information about your topic?

---

---

---

**My 2nd Headline:**

---

---

**Explain:** How did your headline change based on what you learned?

---

---

---

---

# Massachusetts: The Bay State

By National Geographic Kids, adapted by Newsela staff on 05.22.17

Word Count **554**

Level **330L**



French King Bridge in Massachusetts. This state is very beautiful in the fall when the trees change color. Photo from: Getty Images/Noppawat Tom Charoensinphon.

The history of Massachusetts starts 12,000 years ago. That is when people first lived there. Thousands of years later, Native Americans lived on the land. The Mohegan was one of these tribes.

Then, in 1620, a ship arrived at Cape Cod. It was named the Mayflower. It carried people called Pilgrims. The Pilgrims were from England. They came to America for a better life. They wanted to be religious in their own way. They could not do that in England.

The Pilgrims founded Plymouth. It was the first place in New England where people from Europe settled. New England is an area of the northeastern United States. It was named because the settlers were from England.

Soon after, the Pilgrims enjoyed a feast. They shared it with the Native Americans. This meal was the first Thanksgiving.

In 1776, the Revolutionary War started in Massachusetts. At that time, Massachusetts was one of 13 colonies. England controlled them. The colonies soon declared independence from England.

They wanted to be free. The war's first battle took place in Concord, Massachusetts.

Six years later, the war ended. The colonists won. They would form a new country: the United States. Massachusetts became a U.S. state in 1788.

### Why Is It Called That?

The name Massachusetts might be Native American. There was a tribe called Massachusett. Its name means "near the great hill." The hill means the Blue Hills. They are near Boston, Massachusetts.

Massachusetts has a nickname, too. It is called the Bay State. The state has many bays. A bay is an area of water. Land partly goes around it.

### Geography And Landforms

Massachusetts touches five other states. New Hampshire and Vermont are to the north. Rhode Island and Connecticut are to the south. New York is to the west. Massachusetts touches an ocean, too. The Atlantic Ocean is to the east.

Part of Massachusetts sticks out into the sea. It looks like a big hook. The land was formed by melting glaciers. Today, this land has hills. It is very wet.

The middle of the state has small hills. Here, you will see flat lands and streams. In the west, Massachusetts has mountains. Mount Greylock is the state's highest point.

### Wildlife

Many animals live in Massachusetts. Black bears and deer live in the woods. In some places, there are moose! Eagles and robins fly in the sky. The Eastern newt likes lakes. This is a tiny salamander. Watch your step near the water: This creature is only 5 inches long!

The American elm is the state tree. Sugar maple trees grow in the state, too. So do many wildflowers. One is called black-eyed Susan. It looks like a yellow daisy with a black center.

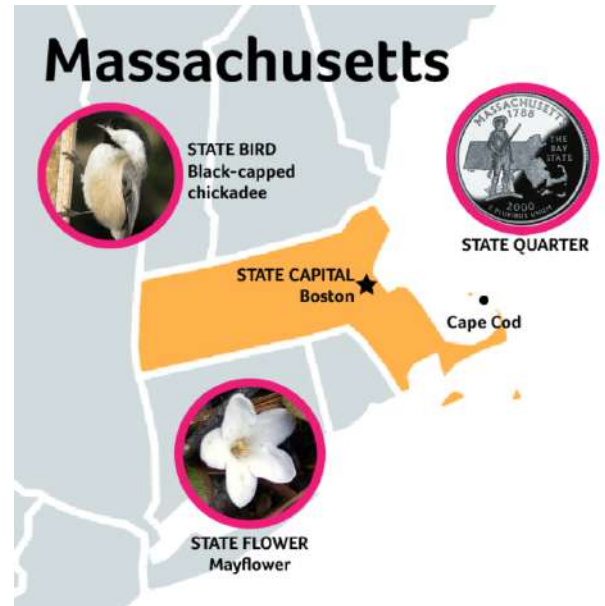
### Natural Resources

Massachusetts is on the Atlantic Ocean. Fishermen catch all kinds of fish there. They sell the fish for people to eat.

The state has rich dirt, too. Farmers grow many crops. Cranberries are an important crop here.


### Fun Stuff

Do you like chocolate-chip cookies? They were first made in Massachusetts! This sweet treat was invented in the state.





The author Theodor Seuss Geisel was from Massachusetts. Most people know him by another name: Dr. Seuss. What did he write? "The Cat In the Hat," of course!





## DID YOU KNOW?





Susan B. Anthony was born in Adams, Massachusetts in 1820. She was an activist who spoke out against slavery. More famously, she helped lead the movement to give women the right to vote in the United States. Unfortunately, she passed away in 1906, before she could see this happen. Women finally got the right to vote in 1920.



# Farm Chores Comic Strip

Directions: Write a sentence explaining what is happening in each picture.

