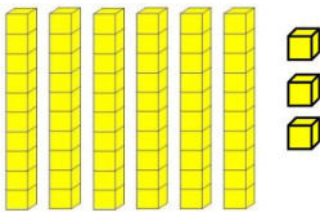


Grade 1 Module 6 Topic B Quiz

1. Write the tens and ones in the place value chart. Complete the statement.

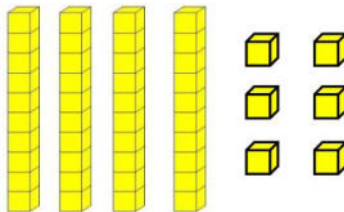
a.



Tens	Ones

_____ = _____ tens _____ ones

b.

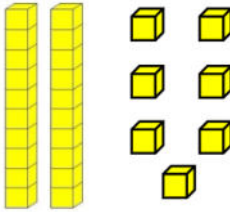


Tens	Ones

There are _____ cubes.

2. Count the objects and fill in the number bond. Complete the sentences to add the tens and ones.

a.

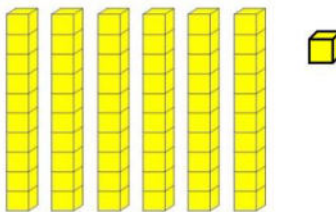


	}	

7 more than 20 is _____.

27 = _____ + _____

b.



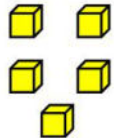
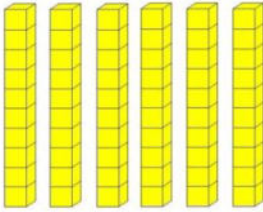
	}	

_____ + _____ = _____


_____ tens + _____ ones = _____

3. Complete the sentences. Draw (or cross off) OR use the arrow way to show your work.

a. 1 more than 65 is _____.

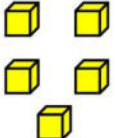
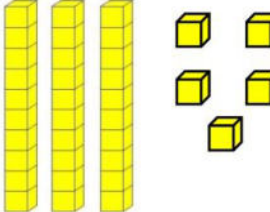


Tens	Ones




Tens	Ones

b. 10 more than 35 is _____.



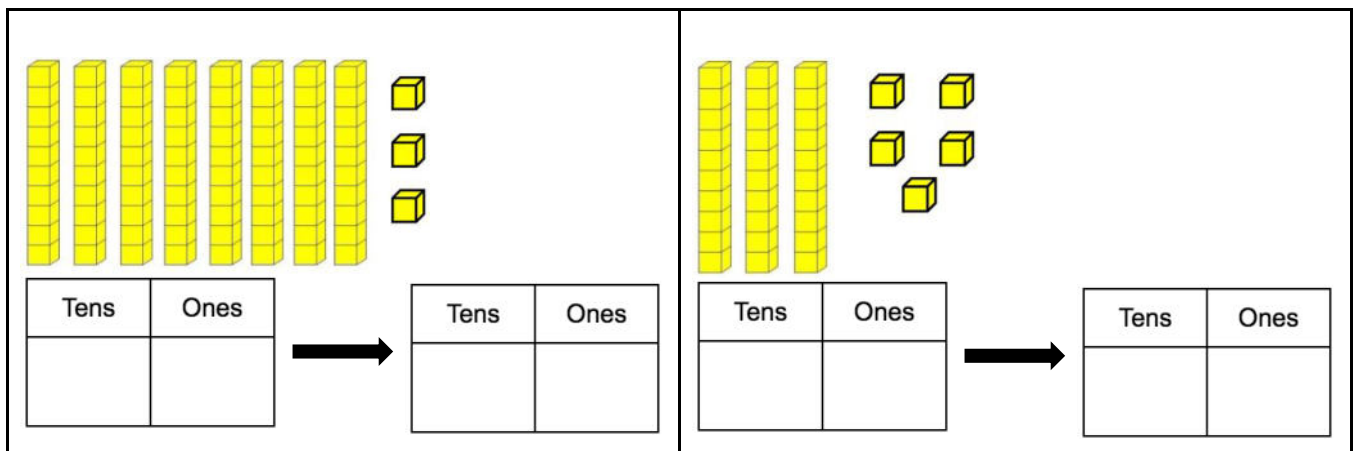
Tens	Ones



Tens	Ones

c. 10 less than 83 is _____.

d. 1 less than 35 is _____.



4. Compare the numbers and fill in the blank with $<$, $>$, or $=$ to make the statement true.

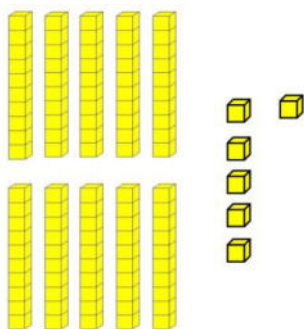
<p>a.</p> <div style="display: flex; align-items: center; justify-content: center; gap: 20px;"> 67 ○ 7 tens 3 ones </div>	<p>b.</p> <div style="display: flex; align-items: center; justify-content: center; gap: 20px;"> 7 tens 2 ones ○ 6 tens 12 ones </div>
--	---

5. Circle the correct words to make the sentence true. Then use $<$, $>$, or $=$ and numbers to write a true number sentence.

<p>a.</p> <div style="display: flex; align-items: center; justify-content: space-around; margin-top: 20px;"> 7 tens 0 ones <div style="border: 1px solid black; padding: 10px; text-align: center;"> is greater than is less than is equal to </div> 0 tens 7 ones </div> <div style="display: flex; align-items: center; justify-content: center; margin-top: 20px;"> ○ </div>	<p>b.</p> <div style="display: flex; align-items: center; justify-content: space-around; margin-top: 20px;"> 5 tens 4 ones <div style="border: 1px solid black; padding: 10px; text-align: center;"> is greater than is less than is equal to </div> 4 tens 14 ones </div> <div style="display: flex; align-items: center; justify-content: center; margin-top: 20px;"> ○ </div>
---	--

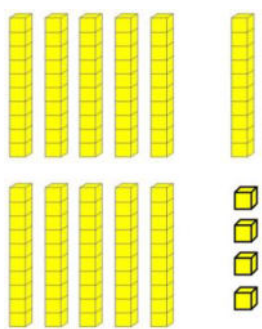
6. Count the cubes. Fill in the place value chart and write the number on the line.

a.



Tens	Ones

b.



Tens	Ones

7. Use quick tens and ones to represent the following numbers. Then write the number on the line.

a.

Tens	Ones
1	0

b.

Tens	Ones
1	0

8. Write the number.

a.
10 tens and 5 ones is the number _____.

b.
12 tens and 0 ones is the number _____.