


Name _____

Date _____

1. Color the shapes using the key. Write how many of each shape there are on the line.



a. YELLOW Circles: _____

b. RED Rectangles: _____

c. BLUE Triangles: _____




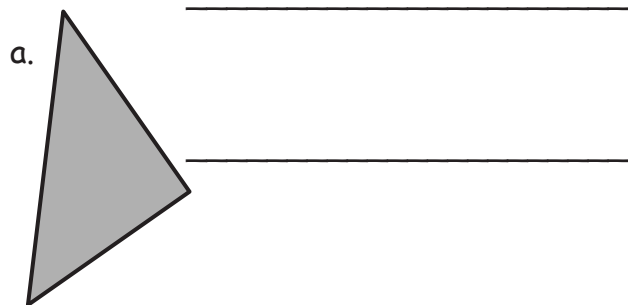
d. GREEN Trapezoids: _____

e. BLACK Hexagons: _____

f. ORANGE Rhombuses: _____

2. Is the shape a triangle?

If it is, write YES on the line. If it is not, explain why it is not a triangle on the line.



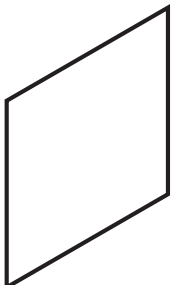

3. a. Circle the attributes that are used to describe *all* cylinders.

Cylinders can roll.	Cylinders are hollow.
Cylinders are made of paper.	Cylinders have 2 flat surfaces made of circles or ovals.

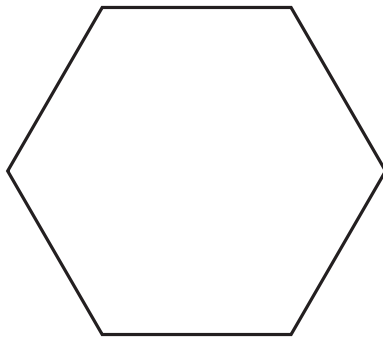
- b. Circle the attributes that are used to describe *all* rectangular prisms.

Rectangular prisms can roll.	The faces of a rectangular prism are rectangles.
Rectangular prisms have 6 faces.	Rectangular prisms are made of wood.

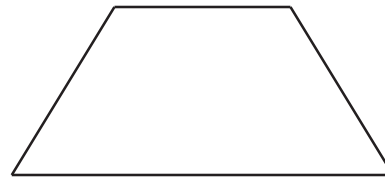
4. Use your triangle pattern blocks to cover the shapes below. Draw lines to show how you formed the shape with your triangles.

<p>a.</p> 	<p>b.</p> 
---	--

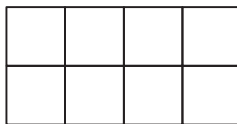
c.



d.

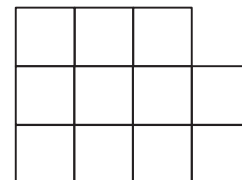
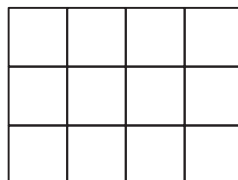
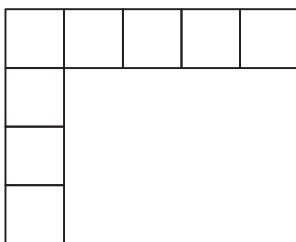


e. Here are the pieces that Dana is putting together to create a shape.



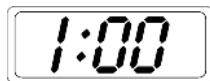
Which of the following shows what Dana's shape might look like when she combines her smaller shapes?

5.



5. Match the time to the correct clock.

a. ten o'clock



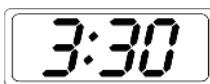
b. ten thirty




c. one o'clock




d. three thirty




6. Write the time on the line.



a. _____





b. _____




c. _____

d. Circle the clock that shows half past 5 o'clock.

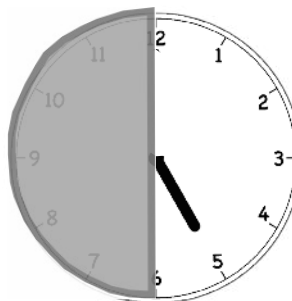


7. Draw the minute hand so that the clock shows the time written above it.

a. 4:30



b. 5:00



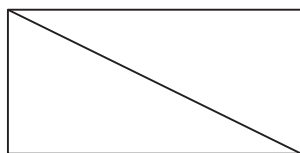
c. Draw one line to make this rectangle into two squares that are the same size.




d. Circle the words that make the sentence true.

One square makes up (**one half** / **one quarter**) of the rectangle above.

e. Color one half of the rectangle. What shapes were used to make the rectangle?



f. Color one fourth of the rectangle. What shapes were used to make the rectangle?



- g. Color one fourth of the circle. The dot is in the center.

