
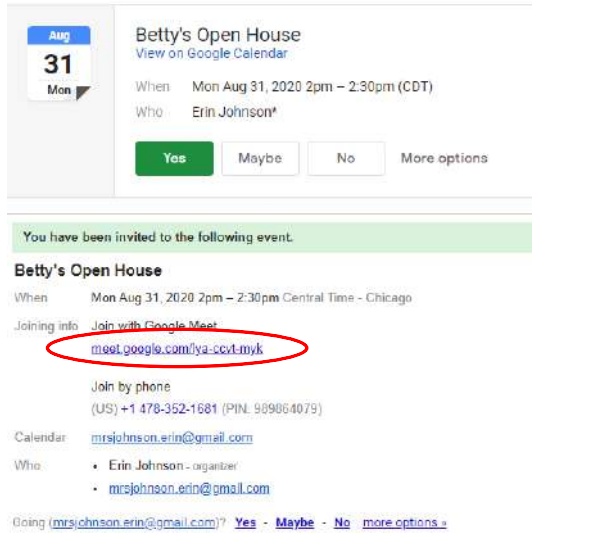
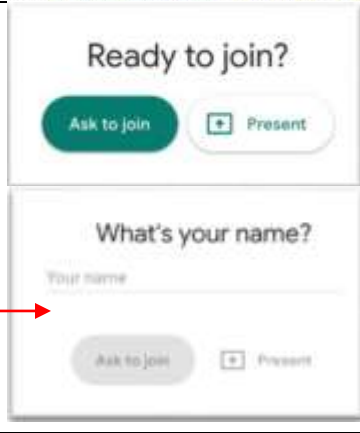
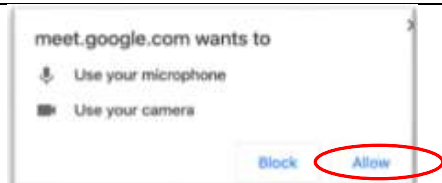


Google Meet for Parents/Guardians

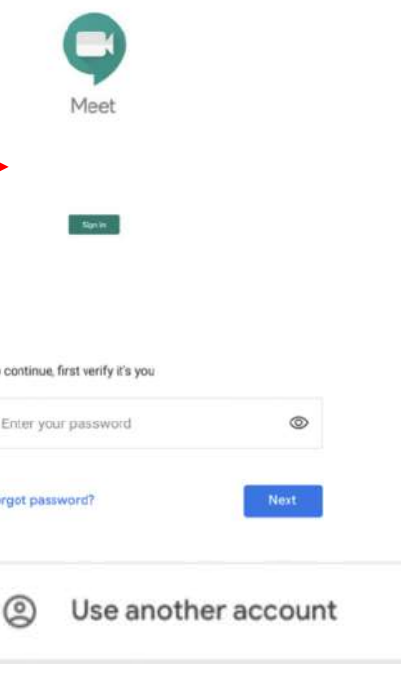
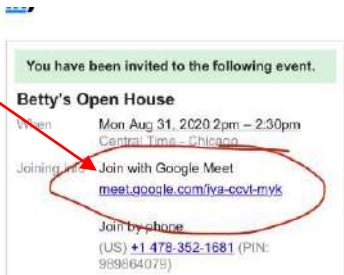
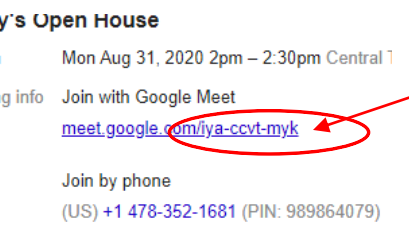
Google Meet is meant to work in a Chrome browser. Below you will find steps on how to access a Google Meet on a computer, tablet, or phone.

Joining a Google Meet on a Computer

1. Open your Chrome browser.	
2. Click the link that was sent to you via email from your child's teacher.	
3. When you see this screen, click "Ask to Join" . *If you are logged in to a Google account , a message will be sent to the teacher that Someone named your name wants to join the meeting. The teacher will Deny entry or Admit. **If you aren't logged in with a Google account , you will need to enter your name on the Ask to Join page and then a message will be sent to the teacher to deny or admit entry.	
4. Once the teacher admits you, you will be in the Google Meet.	
**If you see a pop-up window asking you to allow the camera and microphone for meet.google.com, click ALLOW .	

Google Meet for Parents/Guardians

Joining a Google Meet on a Tablet or Phone

<p>You will need a Google account to join a teacher's Google Meet session if you are using an iPhone, iPad, or Android device.</p>	
<p>Download and open the Google Meet app.</p>	
<p>Sign in to log into the Google Meet app with your Google account.</p> <p>If you already see your Google account that you want to use, tap it and enter your password.</p> <p>If you don't see your Google account that you want to use, tap "use another account".</p>	 <p>The image shows the Google Meet app's sign-in interface. At the top is the 'Meet' logo. Below it is a 'Sign in' button. Further down, a message says 'To continue, first verify it's you' followed by a password entry field labeled 'Enter your password' and a 'Next' button. At the bottom, there is a 'Use another account' option with a person icon.</p>
<p><i>There are a few ways to now join the meeting.</i></p> <p>Option 1: Go to the email (on your tablet or phone) that the teacher sent to you with the invite link.</p> <p>Click the link and click "Join". This should bring you into the Google Meet. You may need to wait until the teacher "admits" you into the meeting.</p>	 <p>The image is a screenshot of an email invitation for 'Betty's Open House' on Monday, August 31, 2020, from 2pm to 2:30pm Central Time in Chicago. It provides two ways to join: 'Join with Google Meet' using the link meet.google.com/iya-ccvt-myk, and 'Join by phone' with the number +1 478-352-1681 and PIN 989864079. A red circle highlights the Google Meet link, and a red arrow points from the text in the left column to this link.</p>
<p>Option 2: Go to the Google Meet app and tap "Meeting Code". Enter the 10-digit code found at the end of the link the teacher sent to your email. (example: iya-ccvt-myk)</p> <p>Tap "Join Meet" and "Ask to Join". A message will be sent to the teacher. They will admit or deny the entry into the Meeting.</p>	 <p>This is another screenshot of the same email invitation. A red circle highlights the Google Meet link meet.google.com/iya-ccvt-myk, and a red arrow points from the text in the left column to this link.</p>

Google Meet for Parents/Guardians

Troubleshooting and Common Questions:

Can I join without a Google account?

You can join without a Google account if you are working on a computer in a Chrome browser.

Can I join on a phone if I don't have a Google account?

The only way you can join on a phone, without a Google account is if you join via audio only. To do this, you must reference the email the teacher sent and see the "Join by phone" option. You will dial in the phone number and enter the pin provided. This will allow you to join via audio only ("speaker phone").



However, if you would like to join with video and audio, we recommend you create a Google Account.