

Creative Writing Programs  
Gold Award Project By:  
Isabella Paul



## Free Online Writing Programs

Hello, this PDF is created as a part of Bella Paul's Girl Scout Gold Award. This PDF was created so anyone can use the curriculums Bella created. Whether you are a teacher using the materials as a lesson plan; a Junior troop leader helping their girls earn a badge; a person who wants to run a writing club; or a student who wants to practice using prompts to write; this program can be used for any reason, and is free for use since education is so important and should be readily available to all. Bella Paul created three different programs; A Junior badge writing program, an elementary school writing program, and a library writing camp. Some of these programs will run for years to come, and with these programs accessible for all, these programs can be created anywhere.

## Index

Intro: Page #2

Index: Page #3

Junior Girl Scouts Scribe Badge: Pages #4-7

After-School Creative Writing Program: Pages #8-14

Writing Camp at the Library: Pages #15-26

Works Cited: Pages #27-28

## Junior Girl Scout Badge

This badge-earning program was based on the Girl Scouts Junior Scribe Badge requirements.

# Girl Scouts Junior Scribe Badge

By Bella Paul



# Gold Award



As Juniors you may have earned your Bronze Award, are in the process of earning it, or know friends earning their Bronze Award.

## Write a Poem

This poem can be whatever you want it to be. It can be any length that you want.

If you do not know what to write about, write a poem about your favorite part of being a Junior.

## Let's make a story in 5 pages

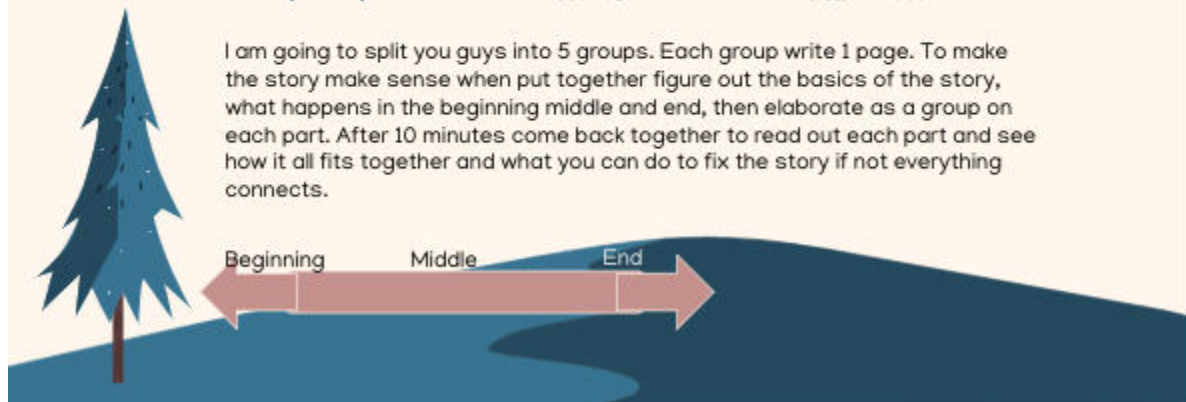
What type of short story as a troop do you want?

**Mystery**

**Humor**

**Adventure**

I am going to split you guys into 5 groups. Each group write 1 page. To make the story make sense when put together figure out the basics of the story, what happens in the beginning middle and end, then elaborate as a group on each part. After 10 minutes come back together to read out each part and see how it all fits together and what you can do to fix the story if not everything connects.





## Write about you In one page write about

- A favorite Girl Scout  
Memory (if you do not know  
what to write it could be about  
camp or a favorite part of a  
meeting)
- A memorable day (what  
did you do, why is it  
memorable?)
- A Big Adventure (where  
did you go, who was there,  
what made it exciting, did you  
learn anything from the  
experience)



## Interview article

As a troop work together to  
interview your troop leader. It can  
be about anything you would like.  
All you have to do is answer,

- Who
- What
- Where
- When



# From your view

Write a two page essay with 5 facts and your troops opinion. You can write your essay about,

- A favorite animal
- A place you guys would like to visit
- Your troops favorite book



## Congratulations!!!!

You Earned your  
Scribe Badge!!!!



## After-School Creative Writing Program

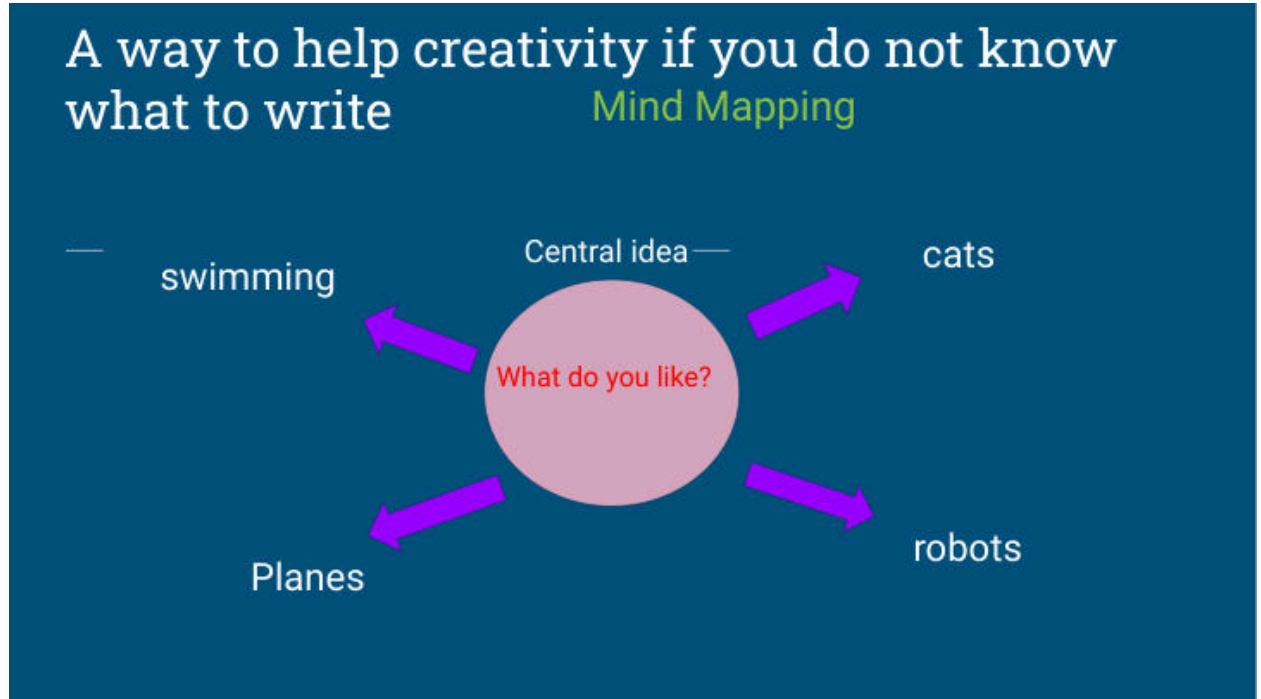
This program was done over the span of 6 weeks, 6 program days total.

### Day 1:

1. Table tents, take a pre-made table tent and write your name in marker, that way I can learn everybody's name, and that way you can learn people's names in different grades.
2. Share about yourself, say your name, grade, and favorite part of your winter break.
3. Grab a notebook, decorate it with stickers, and add your name too.

Just a few things to go over

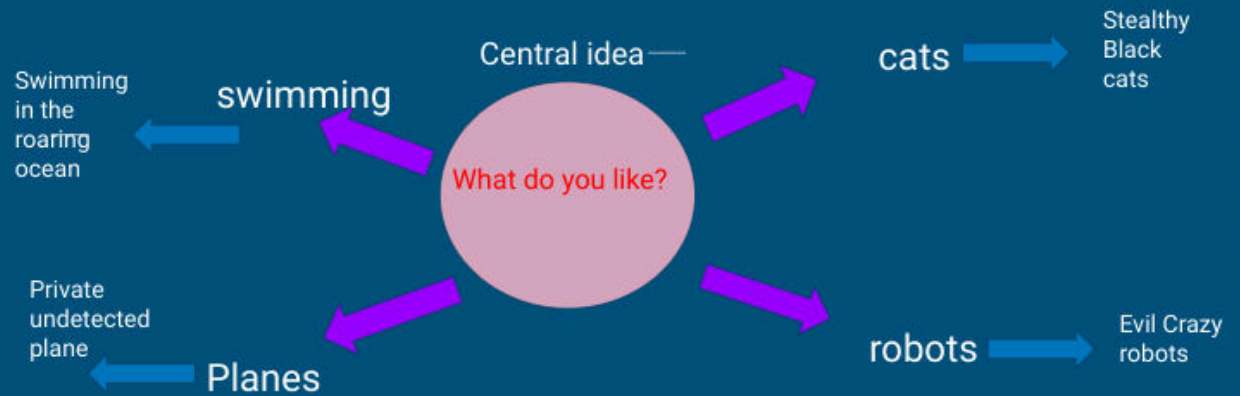
- There are no bad ideas and the sky's the limit
  - Be kind if someone asks for feedback
  - If you are stuck about what to write about the teachers are happy to help you
  - Write about what you want, there are no assignments, just optional activities to help you get writing
  - You do not need to write only stories, you can write newspapers, comic books, scripts, any style you would like to write!
4. You can start writing something like a new story, or something you have been working on for a bit. If you do not know what to write, I can guide you through mind mapping to brainstorm for a writing piece.



These are my own words I chose, try using things you like!



## Now go and describe each thing more



## Now put everything together in a story

— The stealthy black cats are an organization of black cats that are secret detectives. Today the black cats hijacked some information from the evil robots online database about the location of one of their lairs. The cats infiltrated one of the evil robots lairs, where they found the robots preparing a private plane for flight. So the black cats got on the plane, hiding behind one of the beige swivel plane chairs. They waited for the plane to take off before coming out from behind the chair. When it was time the cats ran out and started attacking the robots. The cats prevailed and after the fight they tied all the evil robots up. They opened the door of the plane and tossed out the evil robots into a roaring ocean, that way they could do no harm again.

### Day 2:

1. Welcome everyone, once you come in feel free to eat your snack.
2. Grab your notebook + table tent and find a spot to write. I will grab you a table tent and notebook if you were not here last week.

3. You can start writing when you're ready, and you can write any style you want; not necessarily always a story, you could write a comic or a newspaper or any style you want!
4. Here are some prompts if you want some inspiration before writing,


## Prompt 1

If you could time travel, where would you go? What would you do?



## Prompt 2

Imagine a world that everything is opposite, what would it be like?



## Prompt 3

One day you wake up and there's a mysterious package that arrived in the mail for you. What's in it ?



### Day 3:

1. Welcome everyone, once you come in feel free to eat your snack.
2. Grab your notebook + table tent and find a spot to write.
3. You can continue your writing from last week or start writing something new when you're ready.

Reminder you can write any style you want!

If you want to try something new, you can write about the story behind the images.



#### Day 4:

1. Welcome everyone, once you come in feel free to eat your snack.
2. Grab your notebook + table tent and find a spot to write.
3. You can continue your writing from last week or start writing something new when you're ready. Remember you can write any style you want!



4. I have some images to look at if you want some inspiration. Look at the image and tell the story behind it. If you struggle with what to write about, images can help because you see the story behind the image.



#### Day 5:

1. Welcome everyone, once you come in feel free to eat your snack. Today we are having a guest speaker, —, a published author. Consider some questions you may want to ask

her about being an author and what questions could help you in your process of writing. If you want to, you can pick a specific part of your writing to show — and she can help by giving feedback.

2. Make sure to grab your nametags with your notebooks, that way ---- knows your name.
3. Today we are going to have a Q + A section with everyone and some time for Ms. ---- to come around and talk to you if you want individually. Continue writing and if you want to, you have the option when Ms.---- comes to you to individually ask a question or to show her a short bit of writing.

#### Day 6:

1. Welcome everyone, once you come in feel free to eat your snack. Grab your notebook + table tent and find a spot to write.
2. This is our last meeting, but that does not mean your stories must be over. Writers do not usually finish something in six days. You can continue writing whenever you want.
3. Reflect on some of the things Ms. ---- told you about being a writer and try applying them to your work. And remember to have fun!



## Writing Camp at the Library



### How we will start the day!

#### 1. Introduction

Create a table tent so that I know your name when coming around.

#### 2. Greetings

Say Hi to those around you

#### 3. Ice Breaker


We will go around and say if we were to be in the olympics what sport would you compete in?

#### 4. Notebooks



I will bring out notebooks for everyone to have and use.


# Let's Get Started!

Every Day: we will respond to a prompt, so use your imagination and run with it. If you would like- you can write all by yourself what you want. Prompts are optional though and great for writing creatively if you need help to start writing.




## Day 1

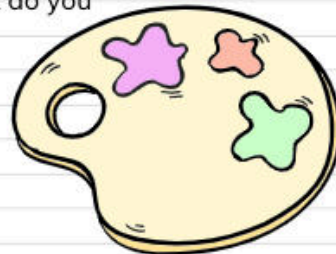




Prompt: Imagine all the library shelves folding in on themselves. The whole library is shaking and in the center there's a book where all the shelves are crumbling into, on the other side is a story coming to life. What happens next after your stuck into this story?



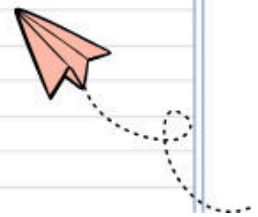

Prompt: As you write a story it slowly comes to life. You start bumping into people that remind you of your story. As time goes on you become to slowly suspect that something weird is happening. Your story is coming to life and the characters are walking down the streets of your town. What do you write next to fix everything?



Comic Strip: A comic strip is some text that accompanies images to help tell the story. Oftentimes onomatopoeia is used to make sounds you can hear often in a moment of surprise ex. WOW! CRASH!! BANG!



## Day 2






Prompt: Where is the hot balloon going?



Prompt: You are looking in a mirror, you see yourself but something feels off. You touch your fingers to the mirror and get sucked into a land full of mirrors. The mirrors are standing tall creating a maze. As you look up you see elevated in the center is a golden mirror. You have the urge to find it but struggle with the challenges you face in the maze...






Tall Tale/ Story: Often times the story is often unbelievable to ever to have actually have happened and is meant to be funny.



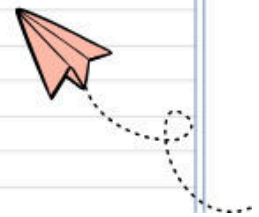

Babe the blue ox

## A Tall Tale of Paul Bunyan


Babe was very useful in many ways. For instance, Paul had a logging road that was very crooked and twisted. Paul finally tied one end of the road to a large stump and hitched Babe to the other end with a logging chain. Babe dug his hoofs into the ground and tugged and strained until he had pulled the entire road out straight.



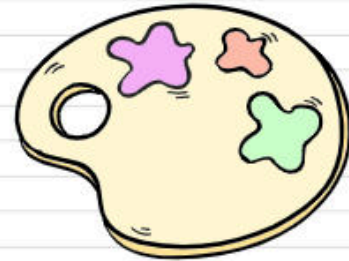
## Day 3



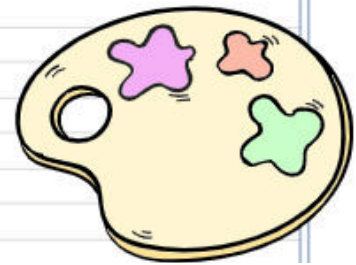




Prompt: This is a piece of Art that the Library allows people to borrow. Looking at the Art what do you think the story is behind it?



Prompt: You wake up one morning and your blanket is gone. Instead in its place is a pile of money. What do you do with it?






Interview: A conversation held between someone asking questions and the other answering them. Oftentimes interviews are done with those who have discovered something and it has a huge impact on the world. Celebrities are also interviewed, mostly about their work in a movie or series.

Zendaya when interviewed after being in spider man *No Way Home* was asked: What Harry Potter House would her character be put into? Zendaya said she thinks MJ would be put into Ravenclaw.



## Day 4



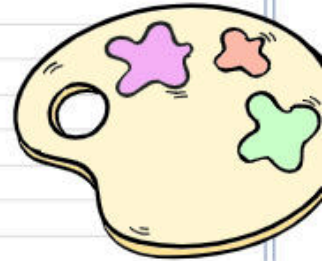
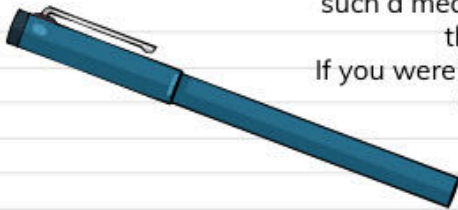


Prompt: Brian Selznick wrote *The Invention of Hugo Cabret*

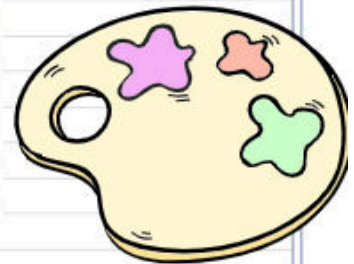

Here is an excerpt from the story:

"As he watched the old man play, he saw things that captivated him. The old man didn't just shuffle the deck, he fanned it and flipped it and made the cards jump up into an arching bridge, shooting them in rapid succession from one hand to the other. He could cut the deck with one hand and make a second fan of cards appear behind the first. He even made a card float up by itself and then lower into the deck again. How could such a mean old man do such amazing things?" (Page 166)

If you were to write the next page, what would you write?




Prompt: Walking down the street a small girl hands you a pair of keys to the building you are standing next to. She says to run whatever business you want in there. What business are you going to run?






Autobiography: A story about somebody written by themselves.

For example: The Diary of Anne Frank written while she was in hiding during World War II. She wrote down her personal thoughts and feelings.

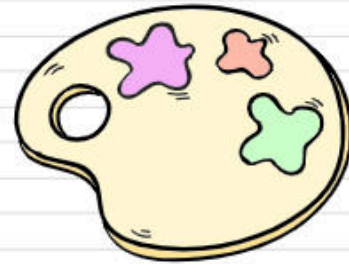


## Day 5





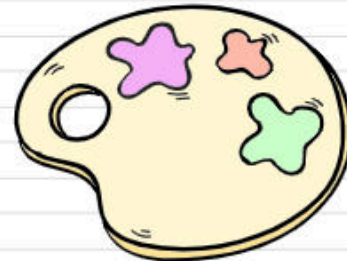
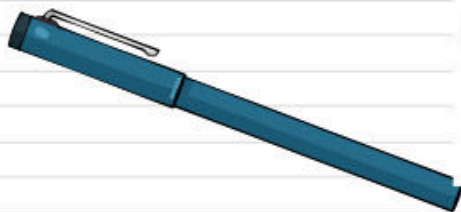
Prompt: NASA has been keeping their eye on a few incredibly special kids. One of them being you. They need some kids to train to go to space and others to help down on the command floor when the ship is in space. Which would you be a part of, space or the ground control? What would you do?







Prompt: You are sitting in the woods on a log, you are reading a good book. Suddenly you hear a twig crack, as you turn around you see a leprechaun dragging a pot of gold. What do you do? What do you say?



Fantasy: A book full of mythical creatures and of one's own imagination.

For example: Harry Potter and Alice in Wonderland





## Works Cited

### Templates:

“Flaticon.” *Flaticon*, [www.flaticon.com](http://www.flaticon.com).

“Freepik | Create Great Designs, Faster.” *Freepik*, [www.freepik.com](http://www.freepik.com).

Slidesgo. “Free Google Slides Themes and Powerpoint Templates | Slidesgo.” *Slidesgo*, [slidesgo.com](http://slidesgo.com).

### Images:

*Amazon.com: Disney Alice in Wonderland: The Story of the Movie in Comics: 9781506717357: Disney, Disney: Books.*  
[www.amazon.com/Disney-Alice-Wonderland-Story-Comics/dp/1506717357](http://www.amazon.com/Disney-Alice-Wonderland-Story-Comics/dp/1506717357).

Ami. “Pictures to Inspire Creative Writing - Walking by the Way.” *Walking by the Way*, 21 Aug. 2021, [www.walkingbytheway.com/blog/pictures-to-inspire-creative-writing](http://www.walkingbytheway.com/blog/pictures-to-inspire-creative-writing).

“Downloadable Images.” *Stockcake*, [stockcake.com/s/money-bed](http://stockcake.com/s/money-bed).

EnglishESLman. “17 Fantasy Writing Prompts With Pictures - ESL Vault.” *ESL Vault*, 11 June 2022, [eslvault.com/fantasy-writing-prompts](http://eslvault.com/fantasy-writing-prompts).

“Freepik | Create Great Designs, Faster.” *Freepik*, [www.freepik.com](http://www.freepik.com).

“Harry Potter.” *Amazon*,  
[www.amazon.com/Harry-Potter-Sorcerers-Stone-Regular/dp/B0016D6UH2](http://www.amazon.com/Harry-Potter-Sorcerers-Stone-Regular/dp/B0016D6UH2).

“How to Read a Comic Strip: Part 1.” *MUTTS*, 11 Mar. 2022,  
[mutts.com/blogs/news/how-to-read-a-comic-strip-part-1](http://mutts.com/blogs/news/how-to-read-a-comic-strip-part-1).

“Images.” *Zazzle*,  
[www.zazzle.com/girl\\_hugging\\_lion\\_art\\_wall\\_for\\_decorate\\_poster-228455542531089464](http://www.zazzle.com/girl_hugging_lion_art_wall_for_decorate_poster-228455542531089464)

IMDb. “Tom Holland and Zendaya Answer Fan Questions | Extended Interview.”  
*YouTube*, 19 Dec. 2021, [www.youtube.com/watch?v=zJ5rFV5b9Xs](http://www.youtube.com/watch?v=zJ5rFV5b9Xs).

*KissCC0 - Largest Archive of CC0 Images. Free for Commercial Use.* [www.kisscc0.com](http://www.kisscc0.com).

*Let's Time Travel - Florissant Fossil Beds National Monument (U.S. National Park Service).* [www.nps.gov/flfo/learn/kidsyouth/let-s-time-travel.htm](http://www.nps.gov/flfo/learn/kidsyouth/let-s-time-travel.htm).

Limited, Alamy. "Get Creative With Stock Photos and Videos From Alamy." *Alamy*, [www.alamy.com](http://www.alamy.com)

"Map." *Etsy*, [www.etsy.com/listing/615550603/vintage-old-world-mapimage-download](http://www.etsy.com/listing/615550603/vintage-old-world-mapimage-download).

"NASA Space Shuttle." *Research Gate*, [www.researchgate.net/figure/The-NASA-Space-Shuttle-and-its-main-elements-Photo-credit-NASA\\_fig13\\_275224859](http://www.researchgate.net/figure/The-NASA-Space-Shuttle-and-its-main-elements-Photo-credit-NASA_fig13_275224859).

"Office Building Clip Art Images – Browse 226,759 Stock Photos, Vectors, and Video." *Adobe Stock*, [stock.adobe.com/search?k=office+building+clip+art](http://stock.adobe.com/search?k=office+building+clip+art).

*Paul Bunyan Day*. [www.dltk-kids.com/crafts/miscellaneous/paul\\_bunyan\\_day.htm](http://www.dltk-kids.com/crafts/miscellaneous/paul_bunyan_day.htm).

PresenterMedia. "Animated PowerPoint Templates and Presentation Designs From PresenterMedia.com." *PresenterMedia*, [www.presentermedia.com](http://www.presentermedia.com).  
*Behance*. [www.behance.net](http://www.behance.net).

Sommthink. "Shabby Cardboard Box in the Corner in an Empty New Room." *DesignBundles.net*, [designbundles.net/sommthink/749481-shabby-cardboard-box-in-the-corner-in-an-empty-new](http://designbundles.net/sommthink/749481-shabby-cardboard-box-in-the-corner-in-an-empty-new).

"What to Read After... Anne Frank: The Diary of a Young Girl." *BookTrust*, [www.booktrust.org.uk/news-and-features/features/2023/november/what-to-read-after-anne-frank-the-diary-of-a-young-girl](http://www.booktrust.org.uk/news-and-features/features/2023/november/what-to-read-after-anne-frank-the-diary-of-a-young-girl).

### Paraphrase/ Quotes

IMDb. "Tom Holland and Zendaya Answer Fan Questions | Extended Interview." *YouTube*, 19 Dec. 2021, [www.youtube.com/watch?v=zJ5rFV5b9Xs](http://www.youtube.com/watch?v=zJ5rFV5b9Xs).

Selznick, Brian. *The Invention of Hugo Cabret*. 2007, [en.wikipedia.org/wiki/The\\_Invention\\_of\\_Hugo\\_Cabret](http://en.wikipedia.org/wiki/The_Invention_of_Hugo_Cabret).