

engage^{ny} / Eureka Math

Exit Tickets



GRADE K MODULE 6

Version 3

Name _____

Date _____

Use your ruler.

First, draw a straight line from the dot.

Second, draw a different straight line from the dot.

Third, draw another straight line to make a triangle.



Name _____ Date _____



First, draw a triangle so all of the sides are different lengths.

Second, draw a triangle with your ruler that has 2 sides that are about the same length.

Name _____

Date _____

Draw a line from the flat shape to the object that has a face with that flat shape.



Name _____

Date _____

Listen to the directions. Start at the circle when counting.

Color the 5th shape red.


Color the 2nd shape green.

Color the 10th shape yellow.

Color the 7th shape blue.

Color the 1st shape pink.

Color the 8th shape orange.



Name _____ Date _____

Use your pattern blocks to help you solve the problem.


Use 2 blocks to make a rectangle. Trace your blocks to show your rectangle.

Name _____ Date _____

Draw 2 shapes that can be used to build the rectangle.



Draw 2 shapes that can be used to build the house.



Name _____

Date _____

If you drew 2 straight lines inside the gray rectangle, what shapes might you find? Circle them.

