



MATH NEWS



Kindergarten, Module 6, Topic B

Spring 2015

Kindergarten Math

Module 6: Analyzing, Comparing and Composing Shapes

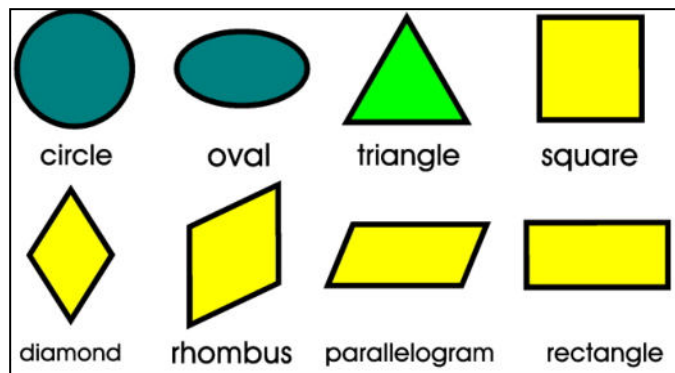
Math Parent Letter

This document is created to give parents and students a better understanding of the math concepts found in Eureka Math (© 2013 Common Core, Inc.) that is also posted as the Engage New York material which is taught in the classroom. Module 6 of Eureka Math (Engage New York) covers Analyzing, Comparing and Composing Shapes. This newsletter will discuss Module 6, Topic B

Topic B. Decomposing and Composing Shapes

Objective

In Topic B, students begin to think about shapes differently. They will learn to compose larger shapes by combining smaller shapes. For example, two squares will make one rectangle or two triangles make one square.



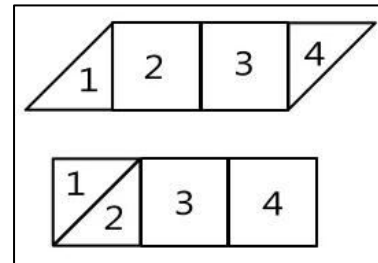
OBJECTIVE OF TOPIC B

- 1 Compose flat shapes using pattern blocks and drawings.
- 2 Decompose flat shapes into two or more shapes.
- 3 Compose simple shapes to form a larger shape described by an outline.
- 4 Culminating task – Review selected topics to cumulative year-end project.

Focus Area– Topic B

Composing and Decomposing Shapes

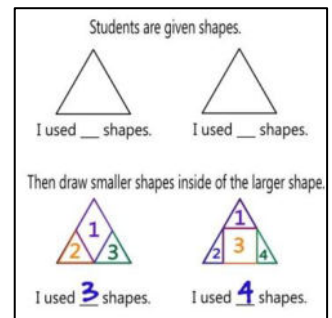
Choose 4 shapes to create a new shape in the box.




The image above shows that there is more than one way to create a larger shape using the same 4 smaller shapes.

Trace to show 2 ways to make each shape. How many shapes did you use?

The image shows 2 different ways to make each shape. One triangle is made of 1 diamond and 2 smaller triangles. The other is made up of 1 square and 3 smaller triangles.



Ann drew 2 lines on her square. You can see her square before she cut it. Circle the shapes Ann had after she cut the square.



Students will be given a blank shape and asked to figure out how many of a different shape would fit into the shape.

