



# MATH NEWS



LAFAYETTE  
PARISH SCHOOL SYSTEM

Kindergarten, Module 4, Topic B

Winter 2014

## Kindergarten Math

*Module 4: Number Pairs, Addition and Subtraction to 10*

### Math Parent Letter

This document is created to give parents and students a better understanding of the math concepts found in Eureka Math (© 2013 Common Core, Inc.) that is also posted as the Engage New York material which is taught in the classroom. Module 4 of Eureka Math (Engage New York) covers Number Pairs, Addition and Subtraction to 10. This newsletter will discuss Module 4, Topic B.

Topic B. Decomposition of 6, 7, and 8 into Number Pairs

### Words to know

- |                 |                |
|-----------------|----------------|
| • Decomposition | • Number Bonds |
| • Take Away     | • Addition     |
| • Take Apart    | • Subtraction  |
| • Put Together  | • Minus        |

### Objective

In Topic B, students will begin to compose and decompose numbers 6, 7, and 8. This Topic will help students grasp number concepts, and add and subtract fluently up to 8. Students will record the relationship between the quantities by drawing pictures in the number bond model.


## OBJECTIVE OF TOPIC B

- 1 Model decompositions of 6 using a story situation, objects, and number bonds.
- 2 Model decompositions of 7 using a story situation, sets, and number bonds.
- 3 Model decompositions of 8 using a story situation, arrays, and number bonds.
- 4 Model decompositions of 6–8 using linking cube sticks to see patterns.
- 5 Represent decompositions for 6–8 using horizontal and vertical number bonds.
- 6 Use 5-groups to represent the  $5 + n$  pattern to 8.

## Focus Area– Topic B

*Decomposition of 6, 7, and 8 into Number Pairs*

Students will learn how to complete number bonds from reading word problems, create number bonds by telling a math story, and create a sentence when given the sum.

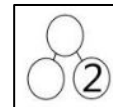


*Look at the ducks and make 2 different number bonds.*

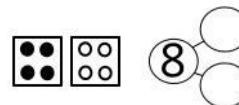


*Tell a story about the ducks and complete the number bond.*

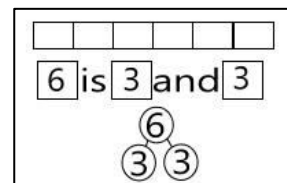
There are 6 ducks, 2 are standing and 4 are sitting. There are 6 ducks, 3 are big and 3 are little.



*Fill in the number*



Fill in the number bond.



1. Draw more to complete 6. Complete the number bond.



2. Color the boxes to match the number bond.

