



MATH NEWS



LAFAYETTE
PARISH SCHOOL SYSTEM

Kindergarten, Module 4, Topic A

Winter 2014

Kindergarten Math

Module 4: Number Pairs, Addition and Subtraction to 10

Math Parent Letter

This document is created to give parents and students a better understanding of the math concepts found in Eureka Math (© 2013 Common Core, Inc.) that is also posted as the Engage New York material which is taught in the classroom. Module 4 of Eureka Math (Engage New York) covers Number Pairs, Addition and Subtraction to 10. This newsletter will discuss Module 4, Topic A.

Topic A. Comparison and Decomposition of 2, 3, 4 and 5

Words to know

- Decompose
- Addition
- Subtraction
- Compose
- Number Bonds
- Number Pairs

Objective

In Topic A, students will begin to compose and decompose numbers up to 5. This Topic will help students grasp number concepts, and add and subtract fluently within 5. Students will record the relationship between the quantities by drawing pictures in the number bond model.

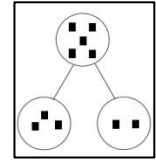
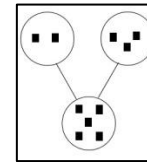
OBJECTIVE OF TOPIC A

- 1 Model composition and decomposition of numbers to 5 using actions, objects, and drawings.
- 2 Model composition and decomposition of numbers to 5 using fingers and linking cube sticks.
- 3 Represent composition story situations with drawings using numeric number bonds.
- 4 Represent decomposition story situations with drawings using numeric number bonds.
- 5 Represent composition and decomposition of numbers to 5 using pictorial and numeric number bonds.
- 6 Represent number bonds with composition and decomposition story situations.

Focus Area– Topic A

Comparison and Decomposition of 2, 3, 4, and 5

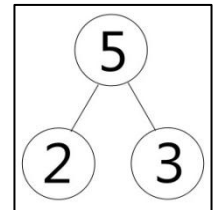
In *Lessons 1* and 2, students will be shown a group of pictures: two cats and 3 dogs. They will have to understand that there are 5 animals: 2 are cats and 3 are dogs. They will decompose the number 5 as 5 is 2 and 3. They will also **compose** the number 5: 2 cats and 3 dogs make 5 animals.



In Lesson 3, students will begin to write numbers in the place of pictures when creating a number bond.

In Lesson 4, students will begin decomposing a whole into separated number pairs.

5 rabbits were hopping in a forest. When they heard a noise, 2 ran in a hole and 3 hid under a broken branch. From this statement students will create number bonds.



In Lessons 5 and 6 students, will explore the concept that number bonds can be used to add and subtract. They will also begin to create stories to match their number bonds. Tell a story that matches your number bond, and draw a picture to match your story.

There are 5 frogs in the pond. 3 jumped on the log and 2 stayed in the water.

