EUREKA MATH ESPAÑOL

A STORY OF UNITS

Mathematics Curriculum

Grado K • MÓDULO 2

Figuras bidimensionales y tridimensionales

PROBLEM SETS

Video tutorials: http://embarc.online

Version 3

Table of Contents

GRADE K • MODULE 2

Two-Dimensional and Three-Dimensional Shapes

Module Overview 2

Topic A: Two-Dimensional Flat Shapes 9

Topic B: Three-Dimensional Solid Shapes 66

Topic C: Two-Dimensional and Three-Dimensional Shapes 90

End-of-Module Assessment and Rubric 102

Answer Key 109

This work is derived from Eureka Math ™ and licensed by Great Minds. ©2015 Great Minds. eureka-math.org
GK-M2-TE-1.3.0-05.2015

Nombre _____ Fecha _____

Clasifica las figuras.

Las figuras con una curvas	Las figuras sin curvas

EUREKA MATH™

BY-NC-SA

This work is derived from Eureka Math TM and licensed by Great Minds. ©2015 Great Minds. eureka-math.org

engage^ny

EUREKA MATH

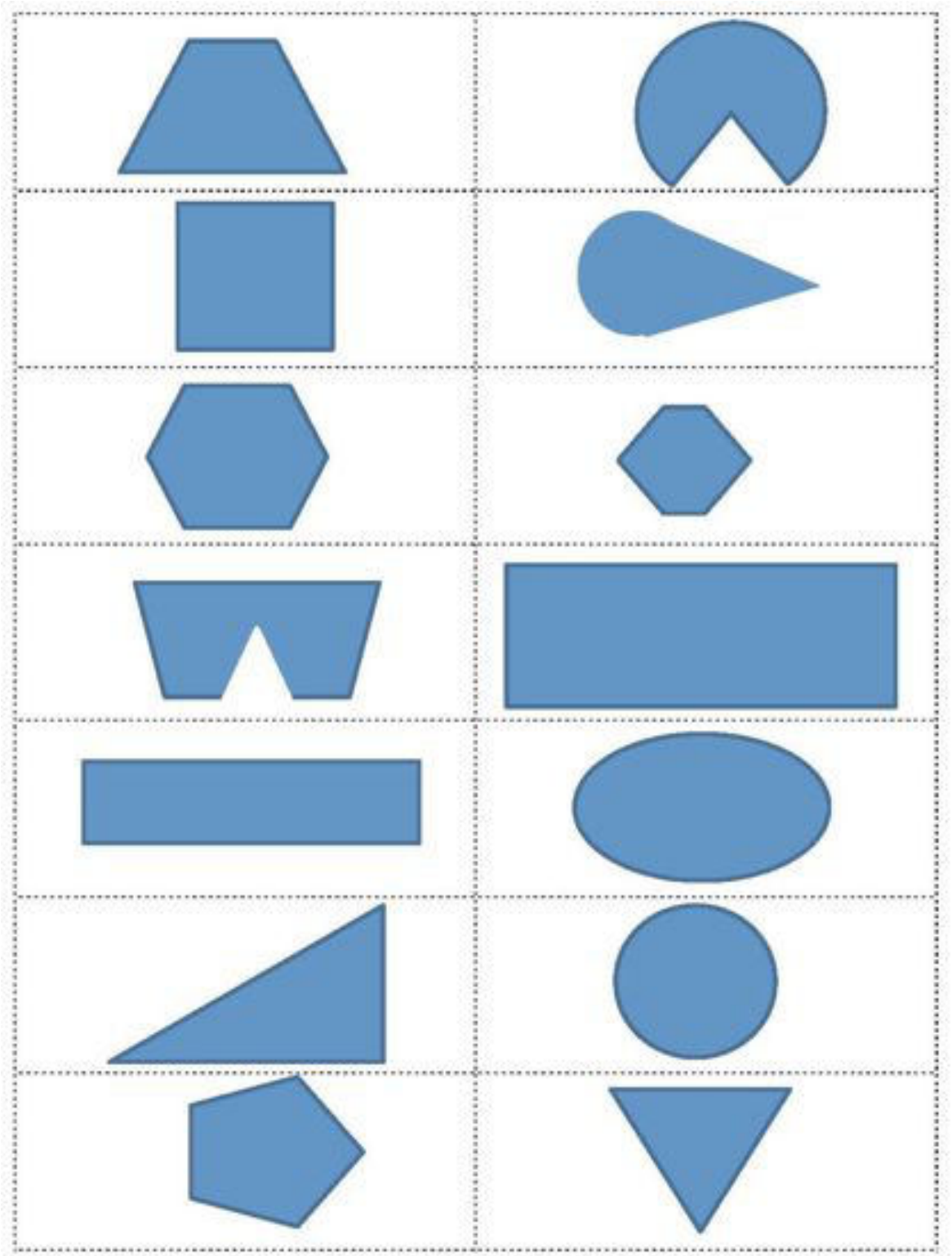

EUREKA MATH™

BY-NC-SA

This work is derived from Eureka Math TM and licensed by Great Minds. ©2015 Great Minds. eureka-math.org

engage^ny

EUREKA MATH

Nombre _____ Fecha _____

Encuentra los triángulos y coloréalos en azul. Coloca una X en las figuras que no son triángulos.



Dibuja algunos triángulos.

EUREKA MATH™

BY-NC-SA

This work is derived from Eureka Math TM and licensed by Great Minds. ©2015 Great Minds. eureka-math.org

engage^ny

Nombre _____ Fecha _____

Encuentra los rectángulos y coloréalos en rojo. Coloca una X en las figuras que no son rectángulos.

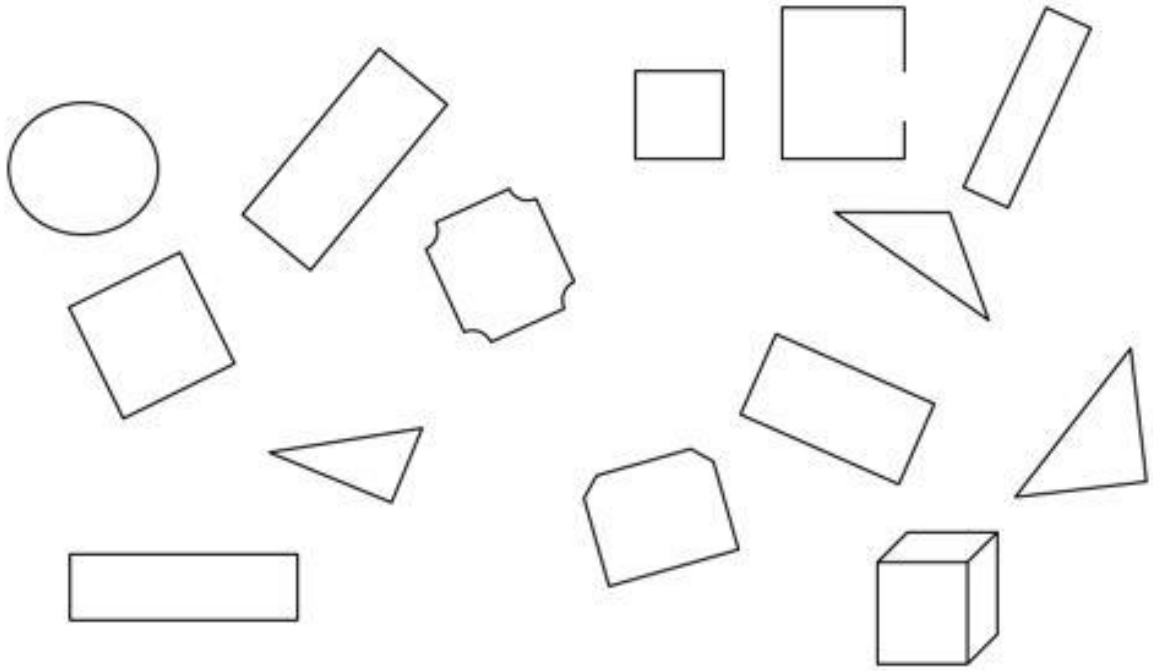

Dibuja rectángulos.

EUREKA MATH™

CC BY-NC-SA

This work is derived from Eureka Math TM and licensed by Great Minds. ©2015 Great Minds. eureka-math.org

engage^ny

Nombre _____ Fecha _____

Encuentra los círculos y coloréalos en verde. Encuentra los hexágonos y coloréalos en amarillo. Coloca una X en las figuras que no son hexágonos o círculos.



Dibuja hexágonos y círculos.

EUREKA MATH™

BY-NC-SA

This work is derived from Eureka Math TM and licensed by Great Minds. ©2015 Great Minds. eureka-math.org

engage^ny

EUREKA MATH

Nombre _____ Fecha _____

Corta todas las figuras y colócalas al lado de tu hoja con el pato. Escucha las instrucciones y pega los objetos en tu hoja.

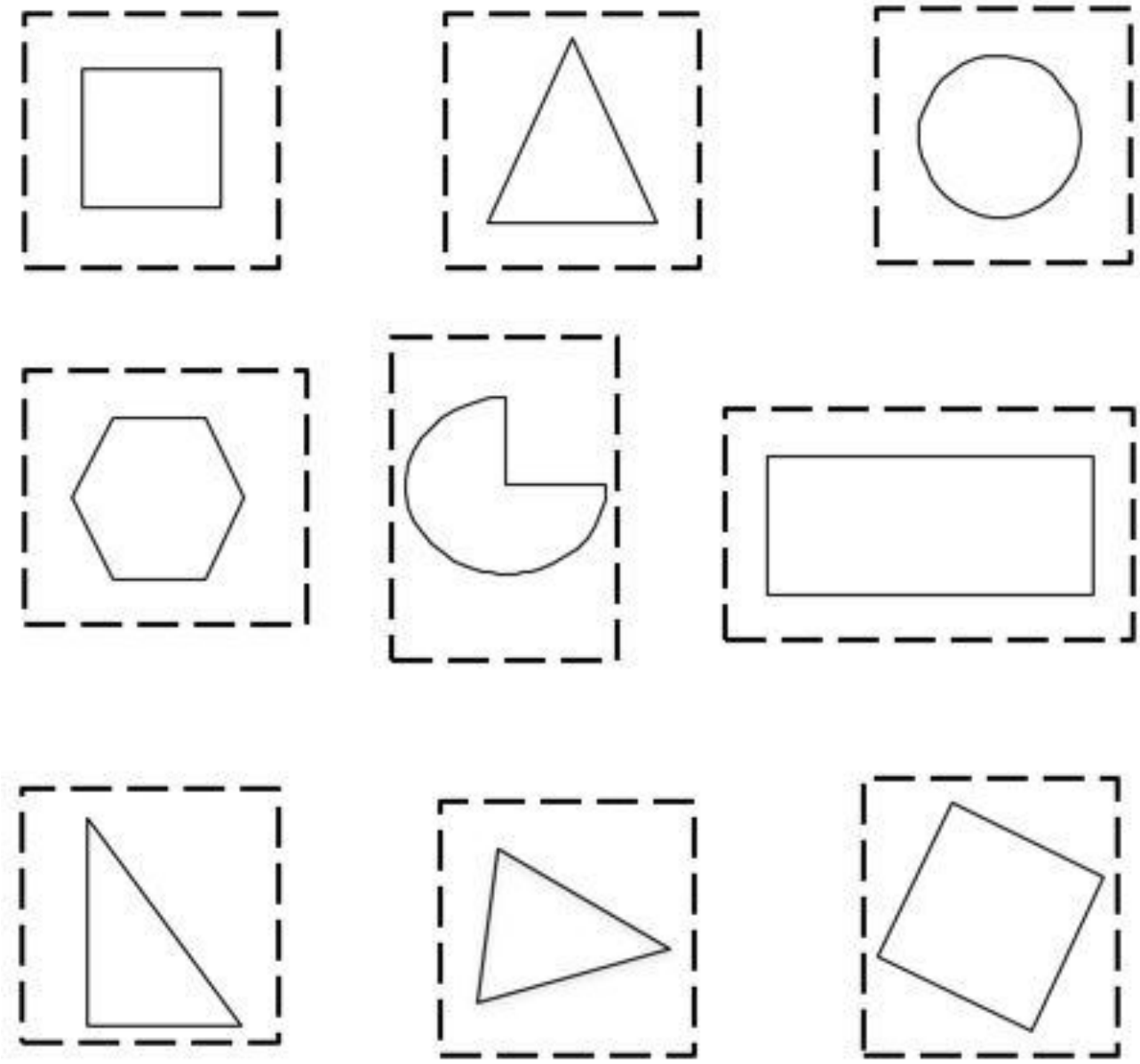

EUREKA MATH™

BY-NC-SA

This work is derived from Eureka Math TM and licensed by Great Minds. ©2015 Great Minds. eureka-math.org

engage^ny

EUREKA MATH

EUREKA MATH™

BY-NC-SA

This work is derived from Eureka Math TM and licensed by Great Minds. ©2015 Great Minds. eureka-math.org

engage^ny

EUREKA MATH

Nombre _____ Fecha _____

Traza una línea con tu regla para parear los objetos con las figuras geométricas.



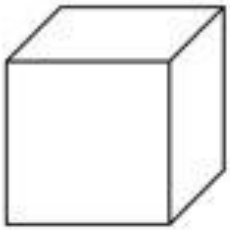



En el reverso de tu hoja, dibuja figuras sólidas que se ven en el salón de clases.

EUREKA MATH™

BY-NC-SA

This work is derived from Eureka Math TM and licensed by Great Minds. ©2015 Great Minds. eureka-math.org

engage^ny

This page is blank.

EUREKA MATH™

BY-NC-SA

This work is derived from Eureka Math TM and licensed by Great Minds. ©2015 Great Minds. eureka-math.org

engage^ny

Nombre _____ Fecha _____

Encierra en un círculo rojo los cilindros.

Encierra en un círculo amarillo los cubos.

Encierra en un círculo verde los conos.

Encierra en un círculo azul las esferas.

EUREKA MATH™

BY-NC-SA

This work is derived from Eureka Math TM and licensed by Great Minds. ©2015 Great Minds. eureka-math.org

engage^ny

Nombre _____ Fecha _____

EUREKA MATH™

BY-NC-SA

This work is derived from Eureka Math TM and licensed by Great Minds. ©2015 Great Minds. eureka-math.org

engage^ny

Lea a los estudiantes las siguientes instrucciones:

Pega la esfera encima del tren.
Pega el cubo detrás del tren.
Pega el cilindro en frente del tren.
Pega el cono debajo del tren.

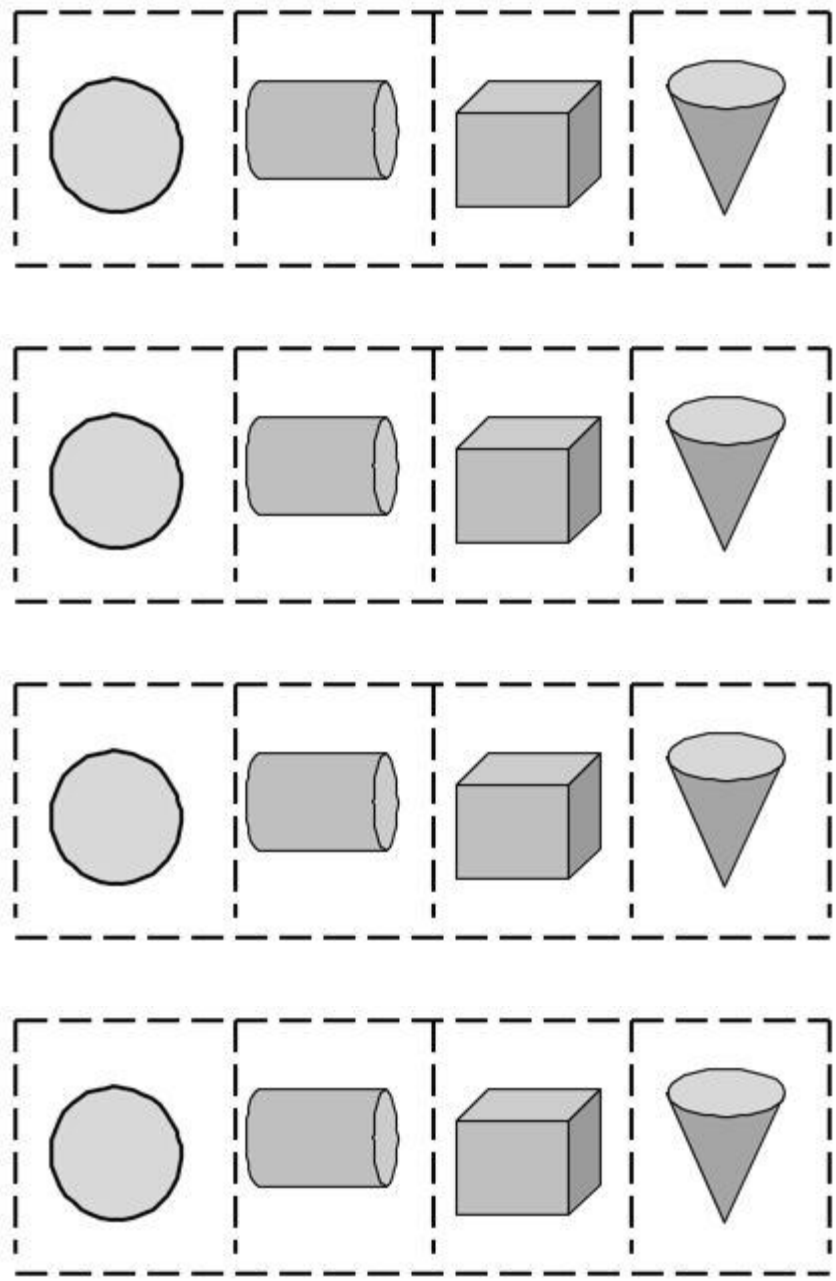

Proporciona una tira a cada alumno.

EUREKA MATH™
BY-NC-SA
This work is derived from Eureka Math TM and licensed by Great Minds. ©2015 Great Minds. eureka-math.org
engage^ny

EUREKA MATH

Nombre _____ Fecha _____

Encierra en un círculo rojo las imágenes de las figuras planas. Encierra en un círculo verde las imágenes de las figuras sólidas.



EUREKA MATH™

BY-NC-SA

This work is derived from Eureka Math TM and licensed by Great Minds. ©2015 Great Minds. eureka-math.org

engage^ny

Nombre _____ Fecha _____

No hay Problem Set para la lección 10.

EUREKA MATH™

BY-NC-SA

This work is derived from Eureka Math TM and licensed by Great Minds. ©2015 Great Minds. eureka-math.org

engage^ny

EUREKA MATH PUSD

Video tutorials: http://embarc.online
Info for parents: http://bit.ly/pusdmath