



MATH NEWS



Kindergarten, Module 1, Topic B

Fall 2014

Kindergarten Math

Module 1: Numbers to 10

Math Parent Letter

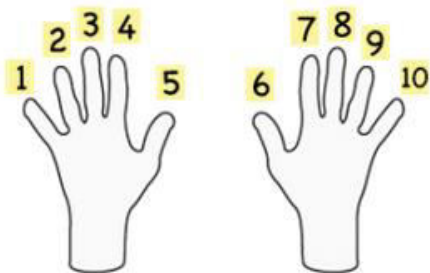
This document is created to give parents and students a better understanding of the math concepts found in Eureka Math (© 2013 Common Core, Inc.) that is also posted as the Engage New York material which is taught in the classroom. Module 1 of Eureka Math (Engage New York) covers Numbers to 10. This newsletter will discuss Module 1, Topic B.

Topic B. Classify to Make Categories and Count

Objective

In Topic B, students will use their knowledge from Topic A to classify groups of objects into 2 categories that are determined for them.

Finger Counting--In class students will be instructed to begin counting on their left hand pinky finger, which would be number 1, then ring finger is 2, middle finger is 3, pointer finger is 4, and thumb is 5. Right hand thumb finger is 6, pointer is 7, middle finger is 8, ring finger is 9, and pinky is 10.



OBJECTIVE OF TOPIC B

1 Classify items into two pre-determined categories.


Classify items into three categories, determine the count in each, and reason about how the last number named determines the total.

3 Sort categories by count. Identify categories with two, three, and four within a given scenario.


Focus Area– Topic B

Classify to Make Categories and Count

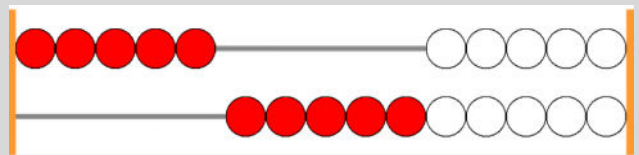
In Lesson 4, students will classify items into two predetermined categories. Students would divide the pictures below into the categories of boys and girls.



In Lesson 5, students will classify items into three categories, determine the amount in each category, and then understand that the last number is the total number of objects.



Rekenrek-- The Rekenrek is comprised of two strings of ten beads each, strategically broken into two groups: five red beads, and five white beads. Readily apparent in this model is an implicit invitation for children to think in groups of five and ten. As illustrated below, the strings of red and white beads (in groups of 5) provide a visual model that encourages young learners to subitize, i.e., to build numbers based on groups of five and ten.



In Lesson 6, students will sort categories by counting. They will identify categories with two, three, and four objects within a given problem.



There are 2 birds and 2 flowers.



There are 3 cats and 3 dogs.