



Language Studio

Activity Book

Kindergarten

Volume 3

Kindergarten

Language Studio 9–12

Volume 3

Activity Book



ISBN 978-1-68161-521-9

© 2015 The Core Knowledge Foundation and its licensors
www.coreknowledge.org

Revised and additional material
© 2015 Amplify Education, Inc. and its licensors
www.amplify.com

All Rights Reserved.

Core Knowledge Language Arts is a trademark
of the Core Knowledge Foundation.

Trademarks and trade names are shown in this book
strictly for illustrative and educational purposes and
are the property of their respective owners. References
herein should not be regarded as affecting the validity
of said trademarks and trade names.

Printed in the USA
NALS01 RROW 2016



Contents

VOLUME 3

Language Studio 9 Columbus and the Pilgrims	1
.....	
Language Studio 10 Colonial Towns and Townspeople	23
.....	
Language Studio 11 Taking Care of the Earth	39
.....	
Language Studio 12 Presidents and American Symbols	53
.....	

Language Studio 9

Columbus and the Pilgrims






NAME: _____

DATE: _____

3.1S

ACTIVITY PAGE

LANGUAGE STUDIO 9: COLUMBUS AND THE PILGRIMS



Directions: Color the compass rose.



NAME: _____

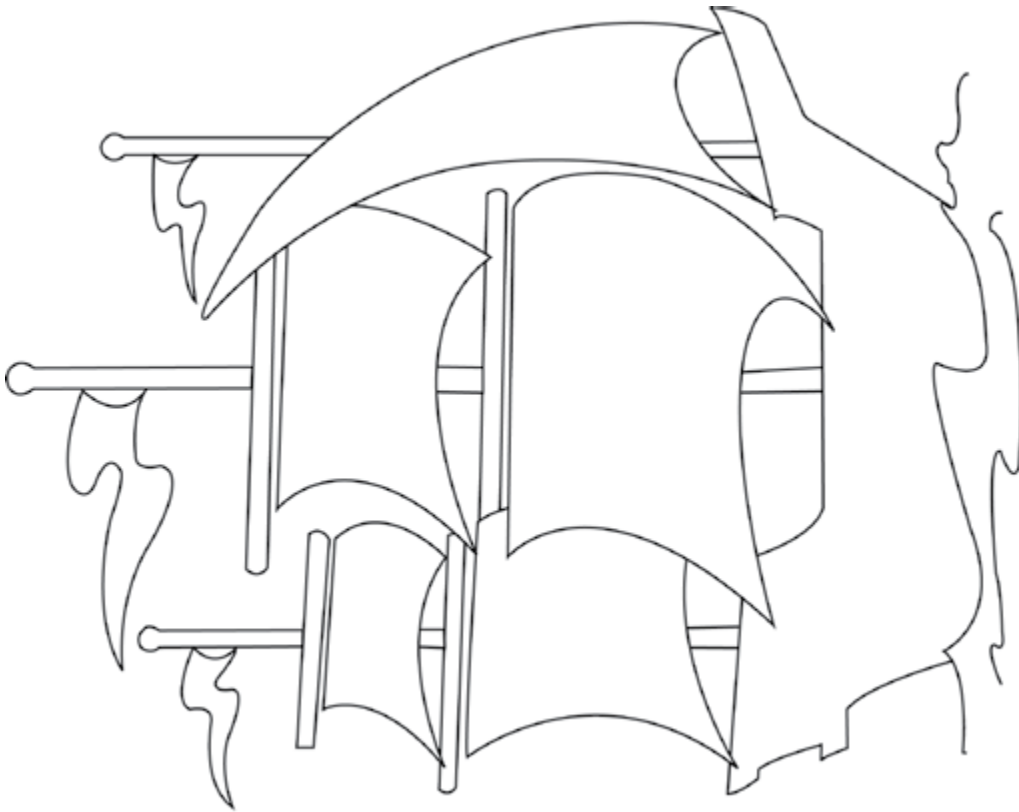
DATE: _____

3.2S

ACTIVITY PAGE

LANGUAGE STUDIO 9: COLUMBUS AND THE PILGRIMS

My Travel Journal: Columbus



By _____



NAME: _____


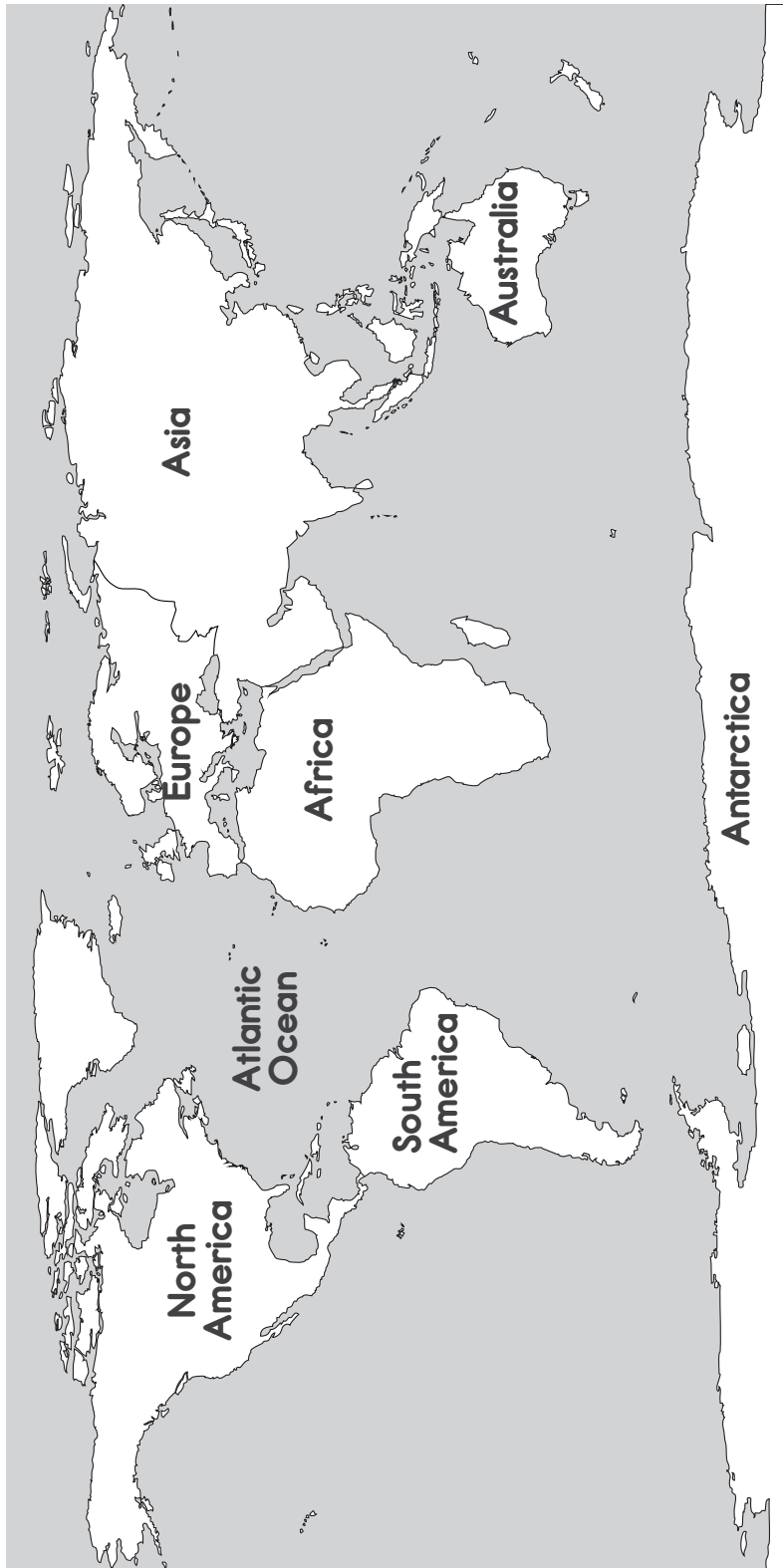
DATE: _____

3.3S

ACTIVITY PAGE

LANGUAGE STUDIO 9: COLUMBUS AND THE PILGRIMS

Directions: Listen carefully to your teacher's instructions about how to color the map. Then, write a short sentence about the continents.



1



NAME: _____


DATE: _____

4.1S

ACTIVITY PAGE

LANGUAGE STUDIO 9: COLUMBUS AND THE PILGRIMS

Directions: Draw a picture of the three ships that Columbus and his crew sailed on (or use the cutouts on Activity Page 4.2S). Draw a picture of something Columbus and his crew saw on their voyage. Then write about what they saw.








NAME: _____

DATE: _____

4.2S

ACTIVITY PAGE

LANGUAGE STUDIO 9: COLUMBUS AND THE PILGRIMS





NAME: _____

DATE: _____

5.1S

ACTIVITY PAGE

LANGUAGE STUDIO 9: COLUMBUS AND THE PILGRIMS

Directions: Draw a scene or event that happened during one of Columbus's voyages. Then, write a sentence about it.

Voyage # _____





NAME: _____

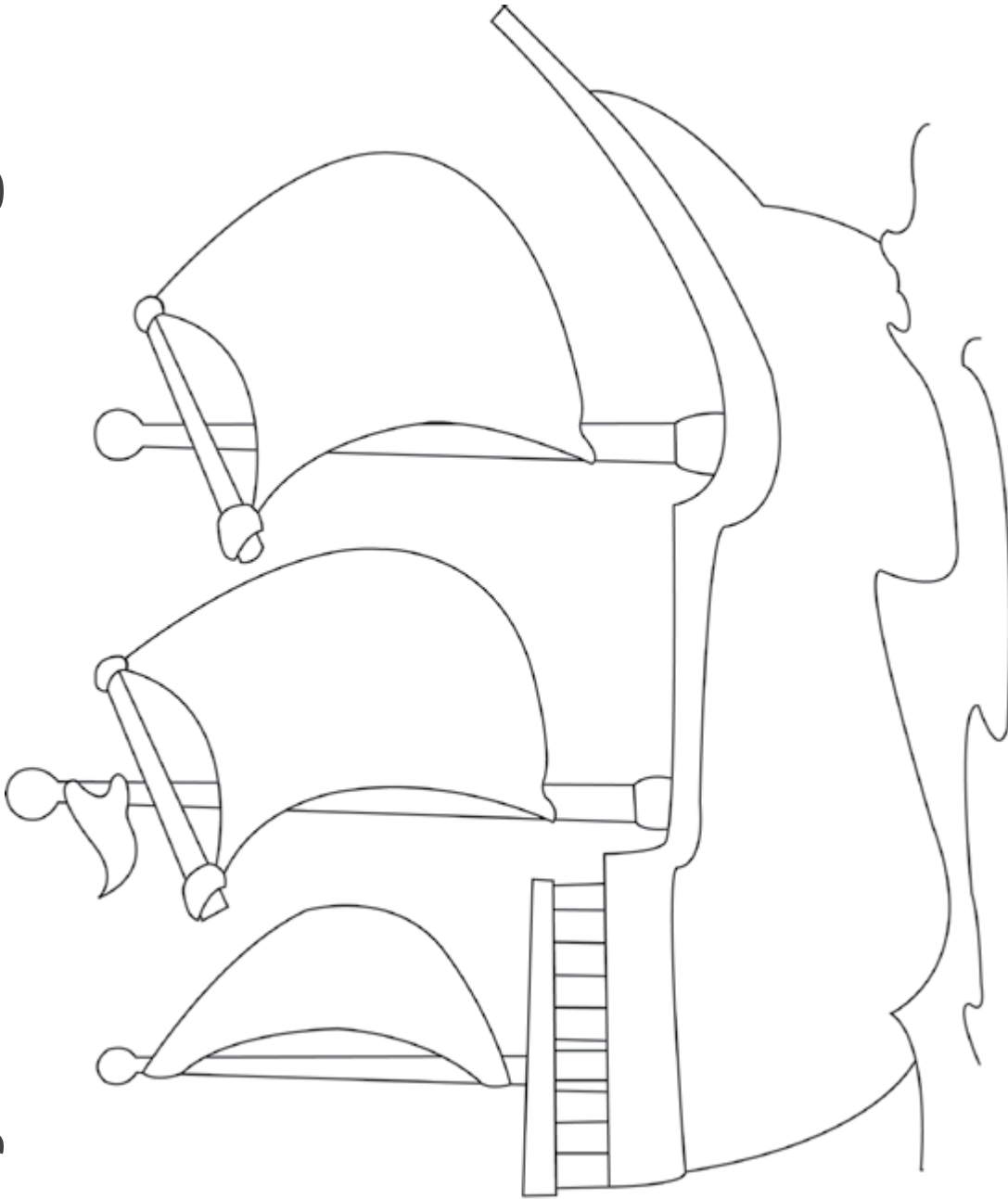
DATE: _____

6.1S

ACTIVITY PAGE

LANGUAGE STUDIO 9: COLUMBUS AND THE PILGRIMS

My Travel Journal: The Pilgrims



By _____



NAME: _____

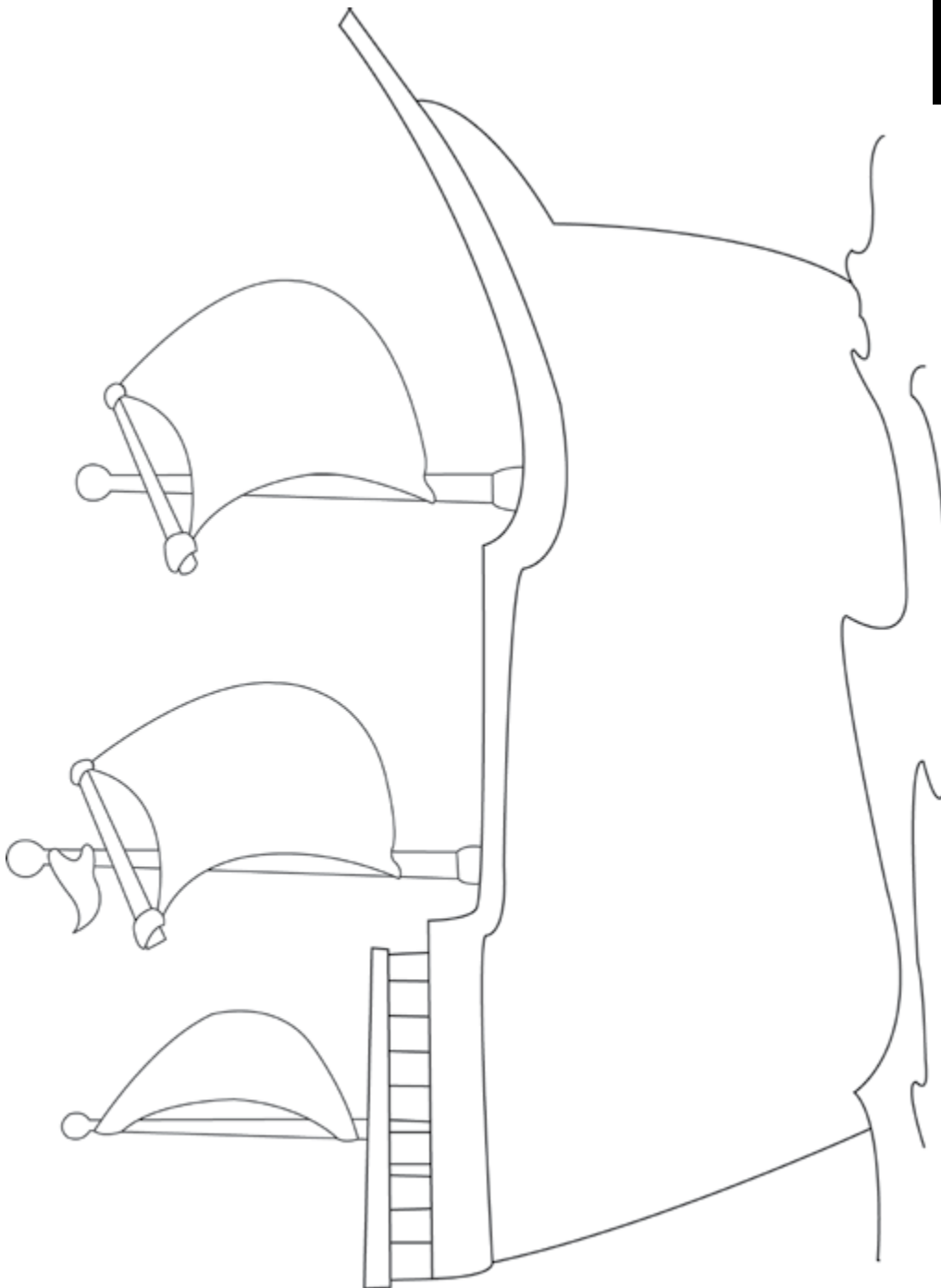
DATE: _____

6.2S

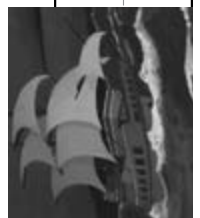
ACTIVITY PAGE

LANGUAGE STUDIO 9: COLUMBUS AND THE PILGRIMS

Directions: Draw one thing you would take with you on the Mayflower. Then, write a sentence about why you would take that item with you.



1





NAME: _____

DATE: _____

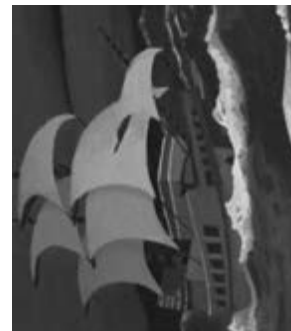
8.15

ACTIVITY PAGE

LANGUAGE STUDIO 9: COLUMBUS AND THE PILGRIMS

Directions: Draw a picture of the Wampanoag helping the Pilgrims. Write a "Thank You" letter to Squanto.

Dear Squanto,



Thank you,



NAME: _____

DATE: _____

9.1S

ACTIVITY PAGE

LANGUAGE STUDIO 9: COLUMBUS AND THE PILGRIMS

Directions: Follow along as the class fills in the chart to record the events that led to the first Thanksgiving.

The First Thanksgiving	4
1	5
2	6
3	7

Language Studio 10

Colonial Towns and Townspeople





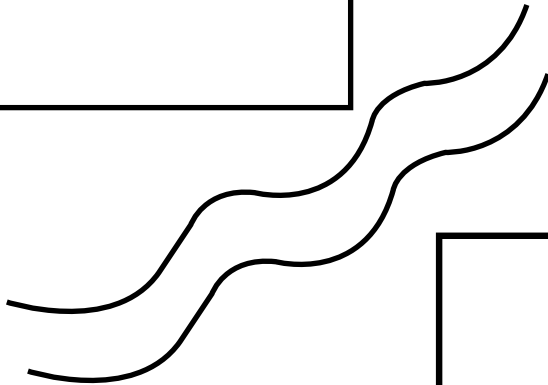
NAME: _____

DATE: _____






2.1S

ACTIVITY PAGE

Directions: Fill in this Town Map with images from the image bank on the following page, as you learn about each colonial trade.



LANGUAGE STUDIO 10: COLONIAL TOWNS AND TOWNSPEOPLE





NAME: _____

DATE: _____

2.2S

ACTIVITY PAGE

LANGUAGE STUDIO 10: COLONIAL TOWNS AND TOWNSPEOPLE



Directions: Cut out the pictures for use on the Town Map.



NAME: _____


DATE: _____

3.1S

ACTIVITY PAGE

LANGUAGE STUDIO 10: COLONIAL TOWNS AND TOWNSPEOPLE

Directions: Cut out these four pictures about making bread. Put them in the correct order. When you are sure they are in the correct order, glue them onto the following activity page.





NAME: _____

DATE: _____

3.2S

ACTIVITY PAGE

LANGUAGE STUDIO 10: COLONIAL TOWNS AND TOWNSPEOPLE

Next

Last

First

Then



NAME: _____

DATE: _____

5.1S

ACTIVITY PAGE

LANGUAGE STUDIO 10: COLONIAL TOWNS AND TOWNSPEOPLE

A large, blank rectangular box is positioned at the top of the signpost, intended for a drawing or illustration. Below this box are several sets of horizontal lines for handwriting practice, each consisting of a solid top line, a dashed middle line, and a solid bottom line.



NAME: _____

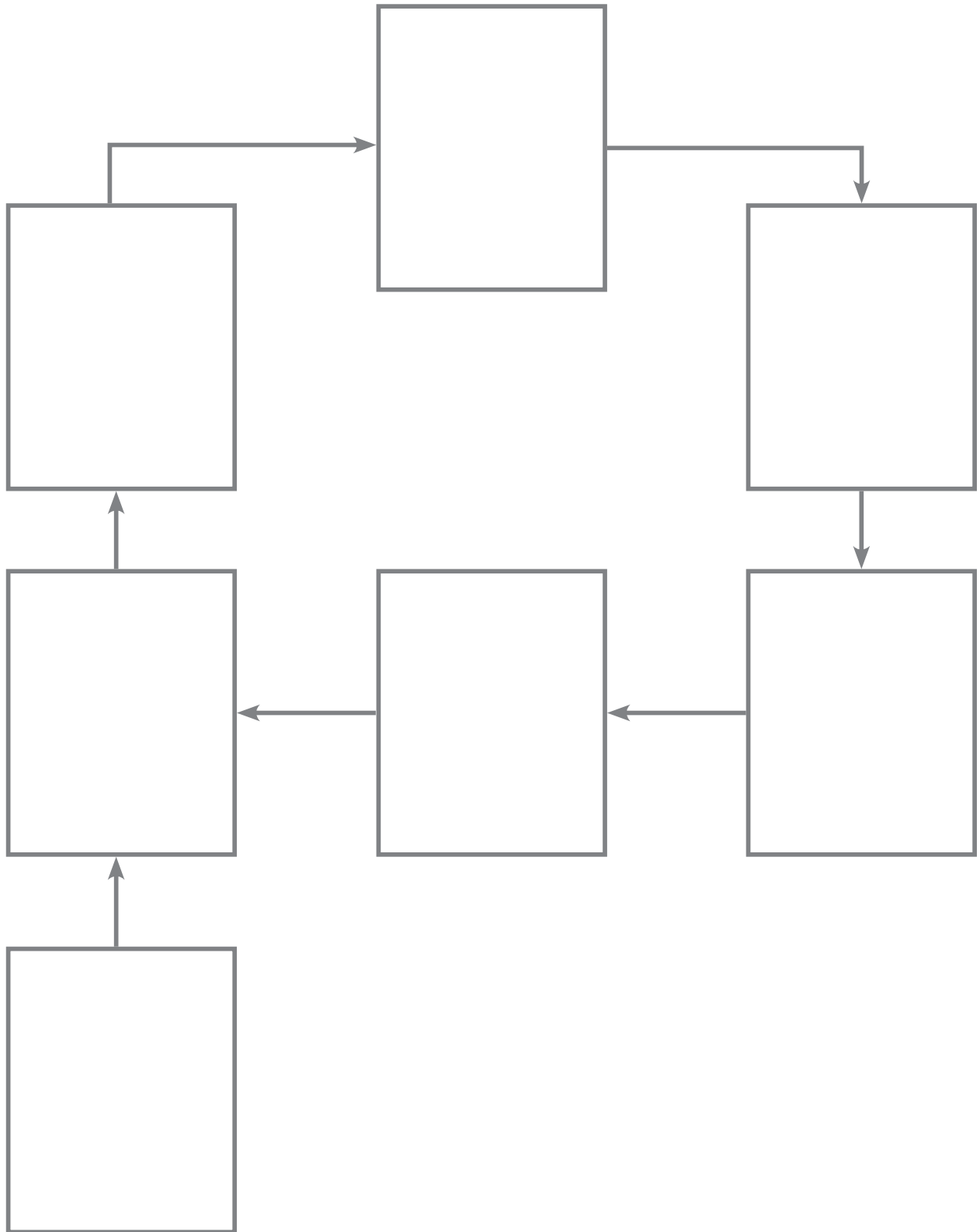
DATE: _____

9.1S

ACTIVITY PAGE

LANGUAGE STUDIO 10: COLONIAL TOWNS AND TOWNSPEOPLE

Directions: Cut out images related to "The Little Gray Pony," and paste them in the correct sequence on this story map.






NAME: _____

DATE: _____

9.1S
CONTINUED

ACTIVITY PAGE

LANGUAGE STUDIO 10: COLONIAL TOWNS AND TOWNSPEOPLE



Language Studio 11

Taking Care of the Earth





NAME: _____


DATE: _____

1.1S


ACTIVITY PAGE

LANGUAGE STUDIO 11: TAKING CARE OF THE EARTH

Directions: Draw a picture of what you appreciate about the earth. Complete the sentence at the bottom of the page.



I appreciate Earth's _____





NAME: _____


DATE: _____

3.1S

ACTIVITY PAGE

LANGUAGE STUDIO 11: TAKING CARE OF THE EARTH

Directions: Draw a picture of the earth's natural resources. Write a sentence about your picture.



— — — — —

_____ is a natural resource.

2




NAME: _____

DATE: _____

4.1S

ACTIVITY PAGE

LANGUAGE STUDIO 11: TAKING CARE OF THE EARTH



Directions: Draw a picture of your solution to help the earth stay green and clean. Complete the sentence at the bottom of the page.

My solution is

3



5.1S

LANGUAGE STUDIO 11: TAKING CARE OF THE EARTH



Reduce

Reuse

Recycle

Instead of throwing it away, first check if it can be recycled.





NAME: _____

DATE: _____

8.15

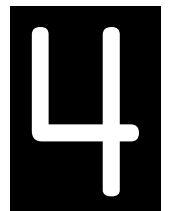
ACTIVITY PAGE

LANGUAGE STUDIO 11: TAKING CARE OF THE EARTH

Pollution

Directions: Draw a picture of the most harmful pollution. Complete the sentence at the bottom of the page.

_____ pollution is _____





NAME: _____

DATE: _____

10.1S

ACTIVITY PAGE

LANGUAGE STUDIO 11: TAKING CARE OF THE EARTH

Taking Care of the Earth Book

By: _____

We can help take care of the earth by

— — — — —

— — — — —

Directions: Draw a picture of how you can take care of the earth. Complete the sentence at the bottom of the page.

Language Studio 12

Presidents and American Symbols





NAME: _____

DATE: _____

2.1S

ACTIVITY PAGE

LANGUAGE STUDIO 12: PRESIDENTS AND AMERICAN SYMBOLS

Directions: Cut out the images from the legend of George Washington and the cherry tree and arrange them in the correct order. Then paste them onto the story map.





NAME: _____

DATE: _____

2.1S
CONTINUED

ACTIVITY PAGE

LANGUAGE STUDIO 12: PRESIDENTS AND AMERICAN SYMBOLS

3

2

1



NAME: _____

DATE: _____

4.1S

ACTIVITY PAGE

LANGUAGE STUDIO 12: PRESIDENTS AND AMERICAN SYMBOLS

Directions: Cut out the images of events from George Washington's life and arrange them in the correct order. Then paste them onto the story map.





NAME: _____

DATE: _____

4.1S
CONTINUED

ACTIVITY PAGE

LANGUAGE STUDIO 12: PRESIDENTS AND AMERICAN SYMBOLS

3

2

1




NAME: _____

DATE: _____

5.1S

ACTIVITY PAGE

LANGUAGE STUDIO 12: PRESIDENTS AND AMERICAN SYMBOLS







NAME: _____

DATE: _____

5.2S

ACTIVITY PAGE

LANGUAGE STUDIO 12: PRESIDENTS AND AMERICAN SYMBOLS



2



NAME: _____

DATE: _____

6.1S

ACTIVITY PAGE

LANGUAGE STUDIO 12: PRESIDENTS AND AMERICAN SYMBOLS



3




NAME: _____

DATE: _____

9.1S

ACTIVITY PAGE

LANGUAGE STUDIO 12: PRESIDENTS AND AMERICAN SYMBOLS





NAME: _____


DATE: _____

9.1S
CONTINUED

ACTIVITY PAGE

LANGUAGE STUDIO 12: PRESIDENTS AND AMERICAN SYMBOLS

Directions: Cut out images of presidents and arrange them in the correct order. Then paste them on the blank Mount Rushmore.



Core Knowledge Language Arts

Series Editor-in-Chief

E. D. Hirsch, Jr.

President

Linda Bevilacqua

Rights Manager

Elizabeth Bland

Editorial Staff

Mick Anderson
Robin Blackshire
Laura Drummond
Emma Earnst
Lucinda Ewing
Sara Hunt
Rosie McCormick
Cynthia Peng
Liz Pettit
Tonya Ronayne
Deborah Samley
Kate Stephenson
Elizabeth Wafler
James Walsh
Sarah Zelinke

Design and Graphics Staff

Kelsie Harman
Liz Loewenstein
Bridget Moriarty
Lauren Pack
Cecilia Sorochin

Consulting Project Management Services

ScribeConcepts.com

Additional Consulting Services

Erin Kist
Carolyn Pinkerton
Scott Ritchie
Kelina Summers

Acknowledgments

These materials are the result of the work, advice, and encouragement of numerous individuals over many years. Some of those singled out here already know the depth of our gratitude; others may be surprised to find themselves thanked publicly for help they gave quietly and generously for the sake of the enterprise alone. To helpers named and unnamed we are deeply grateful.

Contributors to Earlier Versions of these Materials

Susan B. Albaugh, Kazuko Ashizawa, Kim Berrall, Ang Blanchette, Nancy Braier, Maggie Buchanan, Paula Coyner, Kathryn M. Cummings, Michelle De Groot, Michael Donegan, Diana Espinal, Mary E. Forbes, Michael L. Ford, Sue Fulton, Carolyn Gosse, Dorrit Green, Liza Greene, Ted Hirsch, Danielle Knecht, James K. Lee, Matt Leech, Diane Henry Leipzig, Robin Luecke, Martha G. Mack, Liana Mahoney, Isabel McLean, Steve Morrison, Julianne K. Munson, Elizabeth B. Rasmussen, Ellen Sadler, Rachael L. Shaw, Sivan B. Sherman, Diane Auger Smith, Laura Tortorelli, Khara Turnbull, Miriam E. Vidaver, Michelle L. Warner, Catherine S. Whittington, Jeannette A. Williams

We would like to extend special recognition to Program Directors Matthew Davis and Souzanne Wright who were instrumental to the early development of this program.

Schools

We are truly grateful to the teachers, students, and administrators of the following schools for their willingness to field test these materials and for their invaluable advice: Capitol View Elementary, Challenge Foundation Academy (IN), Community Academy Public Charter School, Lake Lure Classical Academy, Lepanto Elementary School, New Holland Core Knowledge Academy, Paramount School of Excellence, Pioneer Challenge Foundation Academy, New York City PS 26R (The Carteret School), PS 30X (Wilton School), PS 50X (Clara Barton School), PS 96Q, PS 102X (Joseph O. Loretan), PS 104Q (The Bays Water), PS 214K (Michael Friedsam), PS 223Q (Lyndon B. Johnson School), PS 308K (Clara Cardwell), PS 333Q (Goldie Maple Academy), Sequoyah Elementary School, South Shore Charter Public School, Spartanburg Charter School, Steed Elementary School, Thomas Jefferson Classical Academy, Three Oaks Elementary, West Manor Elementary.

And a special thanks to the CKLA Pilot Coordinators Anita Henderson, Yasmin Lugo-Hernandez, and Susan Smith, whose suggestions and day-to-day support to teachers using these materials in their classrooms was critical.

Core Knowledge Language Arts

Editorial Staff

Susan Lambert, Vice President, CKLA
Rachel Wolf, Editorial Director
Sarah McClurg, Senior Content Specialist
Elizabeth Wade, PhD, Managing Curriculum Developer
Patricia Erno, Senior Curriculum Developer
Jamie Raade, Senior Curriculum Developer
Marc Goldsmith, Curriculum Developer
Carrie Hughes, Curriculum Developer
Amber McWilliams, ELL Specialist
Brian Black, Managing Copy Editor

Project Management

Matthew Ely, Senior Project Manager
Jennifer Skelley, Senior Producer
Cesar Parra, Project Manager

Design and Graphics Staff

Todd Rawson, Design Director
Chris O'Flaherty, Art Director
Carmela Stricklett, Art Director
Stephanie Cooper, Art Director
Annah Kessler, Visual Designer
Erin O'Donnell, Senior Production Designer
Tim Chi Ly, Illustrator
John Starr, Illustrator

Contributors

Ann Andrew
Desirée Beach
Leslie Beach
Nicole Crook
Stephen Currie
Kira Dykema
Carol Emerson
Jennifer Flewelling
Mairin Genova
Christina Gonzalez Vega
Stephanie Hamilton
Rowena Hymer
Brooke Hudson
Jason Jacobs
Leslie Johnson
Debra Levitt
Bridget Looney
Christina Martinez
Julie McGeorge
Evelyn Norman
Leighann Pennington
Heather Perry
Tim Quiroz
Maureen Richel
Jessica Richardson
Carol Ronka
Laura Seal
Cynthia Shields
Alison Tepper
Karen Venditti
Carri Waloven
Michelle Warner

Credits

Every effort has been taken to trace and acknowledge copyrights. The editors tender their apologies for any accidental infringement where copyright has proved untraceable. They would be pleased to insert the appropriate acknowledgment in any subsequent edition of this publication. Trademarks and trade names are shown in this publication for illustrative purposes only and are the property of their respective owners. The references to trademarks and trade names given herein do not affect their validity.

All photographs are used under license from Shutterstock, Inc. unless otherwise noted.

Language Studio 9

Expert Reviewer

Jeffrey Hantman

Writers

James Weiss

Illustrators and Image Sources

Cover: Amplify Learning, Inc.; 3.1S: Core Knowledge Staff; 3.2S: Core Knowledge Staff; 3.3S: Shutterstock; 3.3S (ship inset): Steve Morrison; 4.1S (ship inset): Steve Morrison; 4.2S: Core Knowledge Staff; 5.1S (ship inset): Steve Morrison; 6.1S: Core Knowledge Staff; 6.2S: Core Knowledge Staff; 6.2S (ship inset): Brooke Sadler; 8.1S (ship inset): Brooke Sadler

Regarding the Shutterstock items listed above, please note: “No person or entity shall falsely represent, expressly or by way of reasonable implication, that the content herein was created by that person or entity, or any person other than the copyright holder(s) of that content.”

Language Studio 10

Expert Reviewers

J. Chris Arndt, Jeffrey Hantman

Writers

B. Kanninen, Judith Lawrence

Illustrators and Image Sources

Cover: Amplify Learning, Inc.; 2.1S: Core Knowledge Staff; 2.2S: Shutterstock; 3.1S: Shutterstock; 5.1S: Core Knowledge Staff; 9.1S: Shutterstock; 9.1S (horse and rider): Scott Hammond

Regarding the Shutterstock items listed above, please note: “No person or entity shall falsely represent, expressly or by way of reasonable implication, that the content herein was created by that person or entity, or any person other than the copyright holder(s) of that content.”

Language Studio 11

Expert Reviewer

Christine L. May

Writers

Michael L. Ford

Illustrators and Image Sources

Cover: Amplify Learning, Inc.; 5.1S: Core Knowledge Staff

Regarding the Shutterstock items listed above, please note: “No person or entity shall falsely represent, expressly or by way of reasonable implication, that the content herein was created by that person or entity, or any person other than the copyright holder(s) of that content.”

Language Studio 12

Expert Reviewer

J. Chris Arndt


Writers

Matthew Davis; Diane Leipzig; Rosie McCormick; James Weiss

Illustrators and Image Sources

Cover: Amplify Learning, Inc.; 2.1S: Scott Hammond; 4.1S (left): Shutterstock; 4.1S (middle): Scott Hammond; 4.1S (right): Library of Congress, Prints & Photographs Division, LC-USZ62-7265; 5.1S (top left): Library of Congress, Prints & Photographs Division, LC-USZ62-7265; 5.1S (top right): Scott Hammond; 5.1S (bottom left): Shutterstock; 5.1S (bottom right): Shutterstock; 5.2S (top left): original by Rembrandt Peale; 5.2S (top right): Scott Hammond; 5.2S (bottom left): Shutterstock; 5.2S (bottom right): Shutterstock; 6.1S (top left): original by Alex Gardner; 6.1S (bottom left): Shutterstock; 6.1S (top right): Scott Hammond; 6.1S (middle right): Scott Hammond; 6.1S (bottom right): Shutterstock; 9.1S: Shutterstock

Regarding the Shutterstock items listed above, please note: “No person or entity shall falsely represent, expressly or by way of reasonable implication, that the content herein was created by that person or entity, or any person other than the copyright holder(s) of that content.”



ISBN 9781681615219



9 781681 615219

Amplify Core Knowledge Language Arts



ckla.amplify.com