



Language Studio

Activity Book

Kindergarten

Volume 1

Kindergarten

Language Studio 1–4

Volume 1

Activity Book



ISBN 978-1-68161-519-6

© 2015 The Core Knowledge Foundation and its licensors
www.coreknowledge.org

Revised and additional material
© 2015 Amplify Education, Inc. and its licensors
www.amplify.com

All Rights Reserved.

Core Knowledge Language Arts is a trademark
of the Core Knowledge Foundation.

Trademarks and trade names are shown in this book
strictly for illustrative and educational purposes and
are the property of their respective owners. References
herein should not be regarded as affecting the validity
of said trademarks and trade names.

Printed in the USA
NALS01 RROW 2016



Contents

VOLUME 1

Language Studio 1 Nursery Rhymes and Fables	1
.....	
Language Studio 2 The Five Senses	15
.....	
Language Studio 3 Stories	49
.....	
Language Studio 4 Plants	61
.....	

Language Studio 1

Nursery Rhymes and Fables





NAME: _____

DATE: _____

3.1S

ASSESSMENT

LANGUAGE STUDIO 1: NURSERY RHYMES AND FABLES

Recording Sheet for Recitation of Nursery Rhymes Assessment

Note: You will want to find a time for each student to choose one or more nursery rhymes to recite for you or for the class. Use this recording sheet to document this assessment.

Student's Name _____

Date _____

Title of Nursery Rhyme _____

Scoring:

10 Recited entire nursery rhyme correctly

5 Recited some lines of the nursery rhyme correctly

1 Was not able to recite any lines of the nursery rhyme correctly

Comments _____



NAME: _____

DATE: _____

3.2S

ACTIVITY PAGE

LANGUAGE STUDIO 1: NURSERY RHYMES AND FABLES





NAME: _____

DATE: _____

6.1S

ACTIVITY PAGE

LANGUAGE STUDIO 1: NURSERY RHYMES AND FABLES



Directions: Write and/or draw a picture about your wish.



NAME: _____

DATE: _____

10.1S

ACTIVITY PAGE

Directions: These three pictures show events from "The Lion and the Mouse." Cut out the three pictures. Put the pictures in order to show the beginning, middle, and end of the fable. Glue or tape them in the correct order on another piece of paper.



LANGUAGE STUDIO 1: NURSERY RHYMES AND FABLES





NAME: _____

DATE: _____

11.1S

ACTIVITY PAGE

Directions: These three pictures show events from "The Hare and the Tortoise." Cut out the three pictures. Put the pictures in order to show the beginning, middle, and end of the fable. Glue or tape them in the correct order on another piece of paper.



LANGUAGE STUDIO 1: NURSERY RHYMES AND FABLES





NAME: _____

DATE: _____

12.1S

ACTIVITY PAGE

Directions: These three pictures show events from "The Dog and His Reflection." Cut out the three pictures. Put the pictures in order to show the beginning, middle, and end of the fable. Glue or tape them in the correct order on another piece of paper.



LANGUAGE STUDIO 1: NURSERY RHYMES AND FABLES



Language Studio 2

The Five Senses





NAME: _____

DATE: _____

1.1S

ACTIVITY PAGE

LANGUAGE STUDIO 2: THE FIVE SENSES





NAME: _____

DATE: _____

1.1S
CONTINUED

ACTIVITY PAGE

LANGUAGE STUDIO 2: THE FIVE SENSES





NAME: _____

DATE: _____

1.1S
CONTINUED

ACTIVITY PAGE

LANGUAGE STUDIO 2: THE FIVE SENSES





NAME: _____

DATE: _____

1.2S

ACTIVITY PAGE

LANGUAGE STUDIO 2: THE FIVE SENSES





NAME: _____

DATE: _____

1.2S
CONTINUED

ACTIVITY PAGE

LANGUAGE STUDIO 2: THE FIVE SENSES





NAME: _____

DATE: _____

1.2S
CONTINUED

ACTIVITY PAGE

LANGUAGE STUDIO 2: THE FIVE SENSES





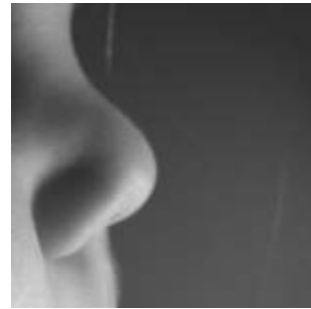
NAME: _____

DATE: _____

2.1S

ACTIVITY PAGE

LANGUAGE STUDIO 2: THE FIVE SENSES



Directions: Students may choose to find pictures from this image sheet to cut and paste onto the Five Senses charts.



NAME: _____

DATE: _____

2.1S
CONTINUED

ACTIVITY PAGE

LANGUAGE STUDIO 2: THE FIVE SENSES



Directions: Students may choose to find pictures from this image sheet to cut and paste onto the Five Senses charts.







NAME: _____

DATE: _____

2.1S
CONTINUED

ACTIVITY PAGE

LANGUAGE STUDIO 2: THE FIVE SENSES



Directions: Students may choose to find pictures from this image sheet to cut and paste onto the Five Senses charts.

NAME: _____

DATE: _____

2.2S

ACTIVITY PAGE

LANGUAGE STUDIO 2: THE FIVE SENSES

Directions: Use this Sense of Sight Chart to draw and/or cut and paste images related to the sense of sight.





NAME: _____


DATE: _____

3.1S

ACTIVITY PAGE

LANGUAGE STUDIO 2: THE FIVE SENSES

Directions: Use this Sense of Hearing Chart to draw and/or cut and paste images related to the sense of hearing.





NAME: _____


DATE: _____

4.1S

ACTIVITY PAGE

LANGUAGE STUDIO 2: THE FIVE SENSES

Directions: Use this Sense of Smell Chart to draw and/or cut and paste images related to the sense of smell.





NAME: _____

DATE: _____

5.1S

ACTIVITY PAGE

LANGUAGE STUDIO 2: THE FIVE SENSES



Salty



Sour



Sweet



Bitter



NAME: _____


DATE: _____

5.2S

ACTIVITY PAGE

LANGUAGE STUDIO 2: THE FIVE SENSES

Directions: Use this Sense of Taste Chart to draw and/or cut and paste images related to the sense of taste.



NAME: _____

DATE: _____

6.1S

ACTIVITY PAGE

LANGUAGE STUDIO 2: THE FIVE SENSES

Directions: Use this Sense of Touch Chart to draw and/or cut and paste images related to the sense of touch.




NAME: _____

DATE: _____

7.1S

ACTIVITY PAGE

LANGUAGE STUDIO 2: THE FIVE SENSES




Bumpy



Sharp



Smooth



Soft

Language Studio 3

Stories





NAME: _____

DATE: _____

4.1S

ACTIVITY PAGE

LANGUAGE STUDIO 3: STORIES

Directions: Cut out the four pictures. Arrange the pictures in order to show the proper sequence of events. Once they have been sequenced correctly, glue or tape the pictures onto a piece of paper.





NAME: _____


DATE: _____

5.1S

ACTIVITY PAGE

LANGUAGE STUDIO 3: STORIES

Directions: Students may use these images of characters and settings to cut and paste on their Character, Setting, Plot Map.





NAME: _____

DATE: _____

5.2S

ACTIVITY PAGE

LANGUAGE STUDIO 3: STORIES

Directions: Students draw or cut and paste images from the image bank onto this Character, Setting, Plot Map.

P

S

C



NAME: _____

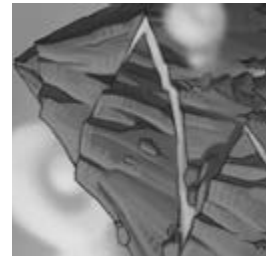
DATE: _____

8.1S

ACTIVITY PAGE

LANGUAGE STUDIO 3: STORIES

Directions: Students may use these images from this sheet to cut and paste onto their Character, Setting, Plot Map.





NAME: _____

DATE: _____

8.2S

ACTIVITY PAGE

LANGUAGE STUDIO 3: STORIES

Directions: Students draw or cut and paste images from the image bank onto this Character, Setting, Plot Map.

P

S

C

Language Studio 4

Plants





NAME: _____

DATE: _____

1.1S

TAKE-HOME

LANGUAGE STUDIO 4: PLANTS



Directions: Sing this song about plants with your child. This song can be sung to the tune of "I'm a Little Tea Pot."

I'm a little flower
with petals bright.
I grow in gardens,
I'm such a sight.
Although I may be different,
My needs are the same:
food, air, sunshine, and the rain.




NAME: _____

DATE: _____

2.1S

ACTIVITY PAGE

LANGUAGE STUDIO 4: PLANTS





NAME: _____


DATE: _____

2.2S

ACTIVITY PAGE

LANGUAGE STUDIO 4: PLANTS

PLANTS PAGES



BY _____



NAME: _____

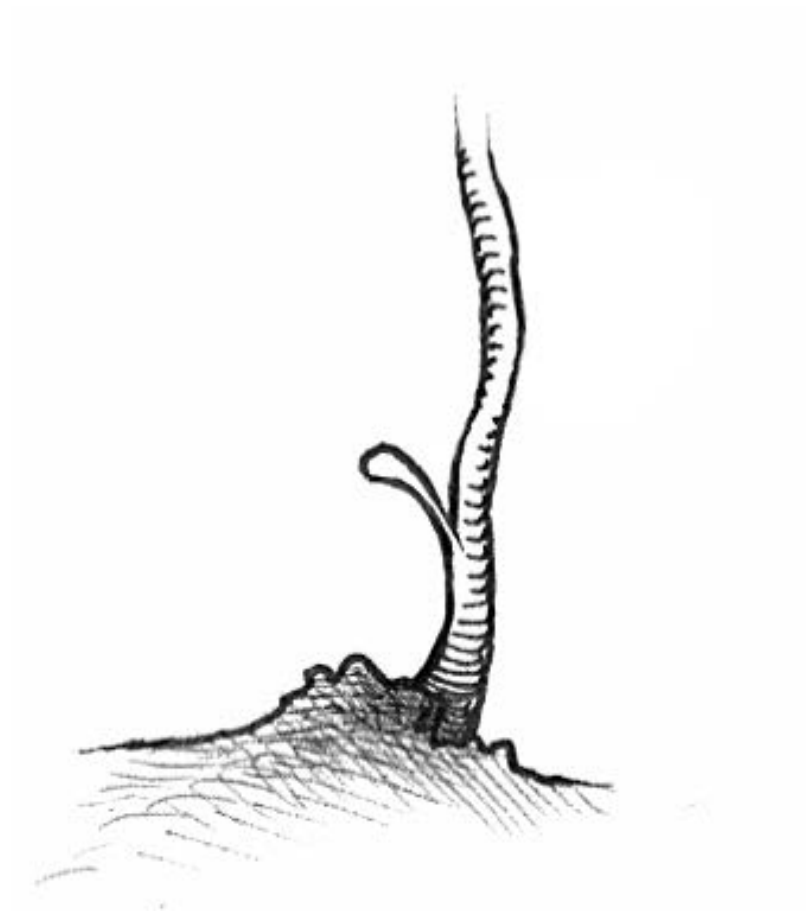
DATE: _____

2.3S

ACTIVITY PAGE

LANGUAGE STUDIO 4: PLANTS

Directions: Complete the drawing of this plant. Add roots, leaves, a flower, and seeds.



1



NAME: _____


DATE: _____

2.4S

TAKE-HOME

LANGUAGE STUDIO 4: PLANTS

Directions: Sing this song about plant parts with your child. This song can be sung to the tune of "I'm a Little Tea Pot."



Let's review our plant parts,

We'll start with the seed,

Its roots grow in soil,

Its stems have leaves.

At the very top a

flower blooms.

I know plant parts, and so do you!



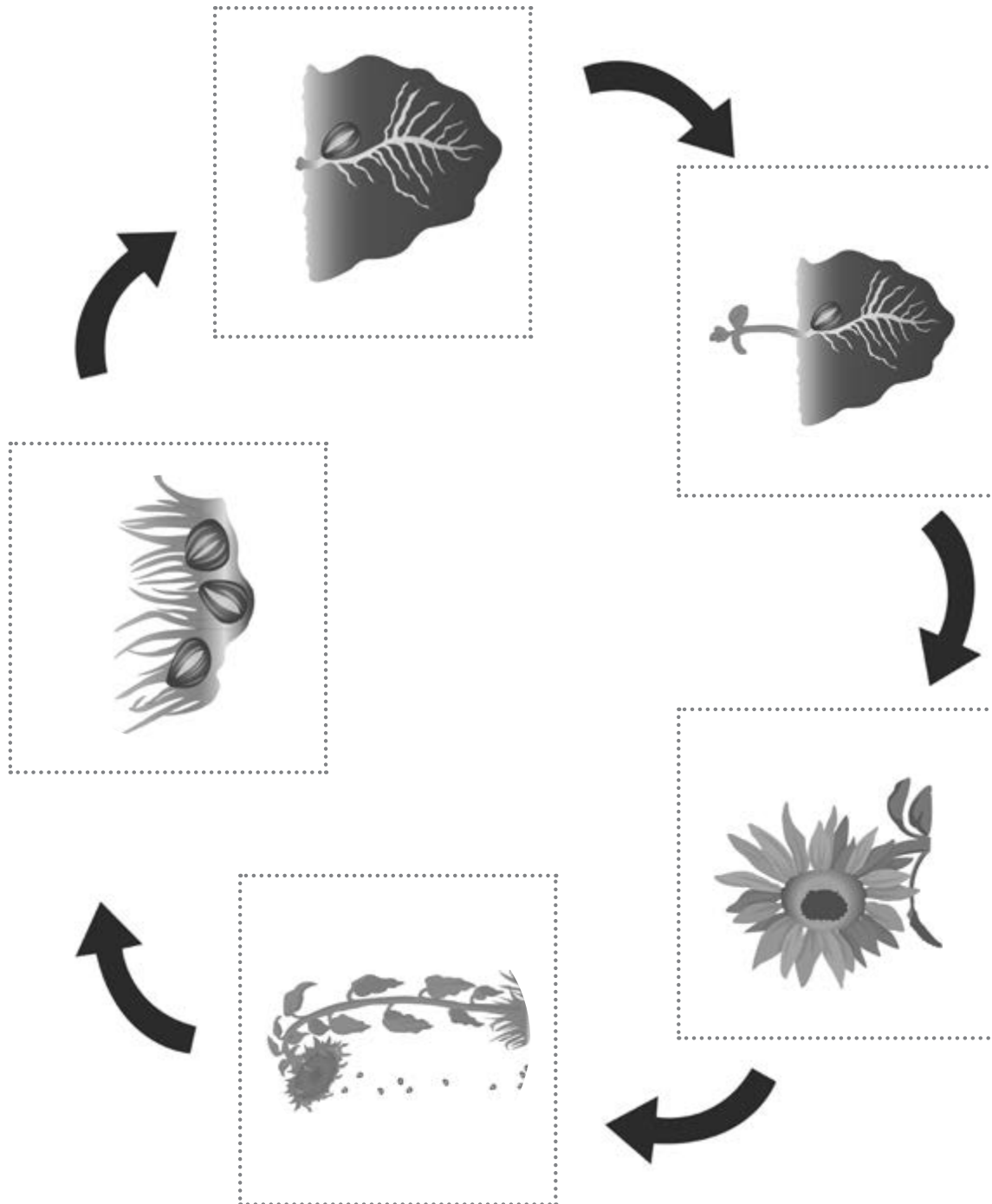
NAME: _____

DATE: _____

3.1S

ACTIVITY PAGE

LANGUAGE STUDIO 4: PLANTS





NAME: _____

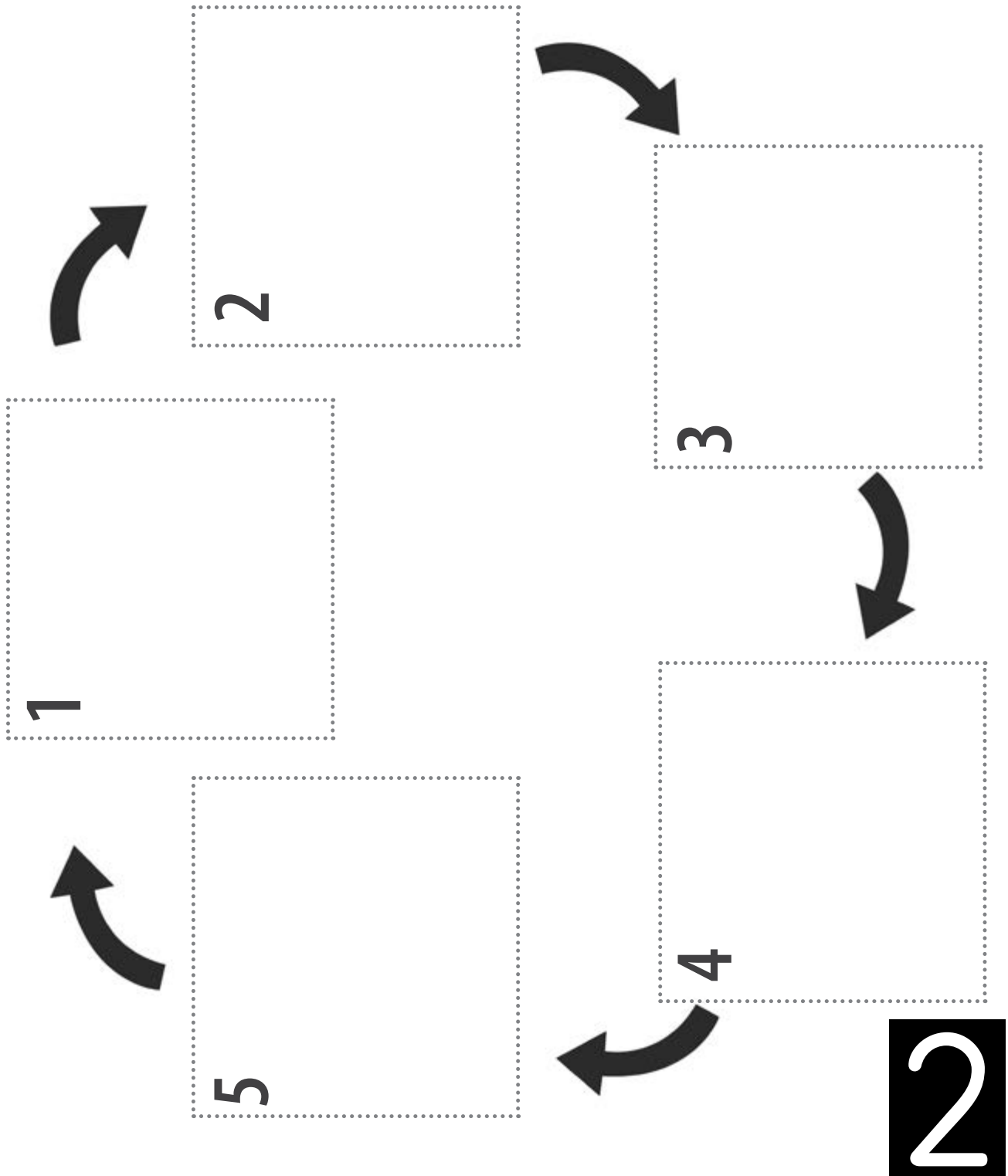
DATE: _____

4.1S

ACTIVITY PAGE

LANGUAGE STUDIO 4: PLANTS

Directions: Draw or use images from Activity Page 4.2S to show the life cycle of a plant.





NAME: _____

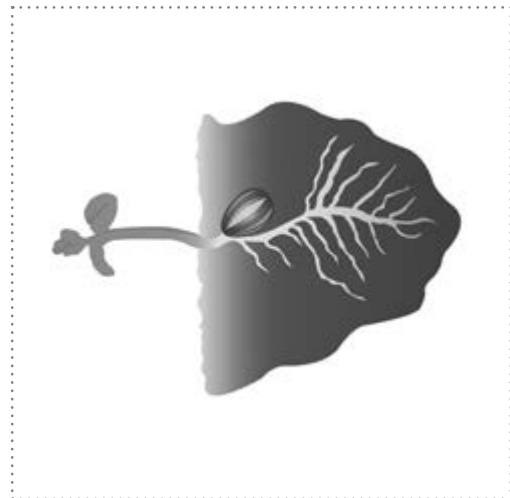
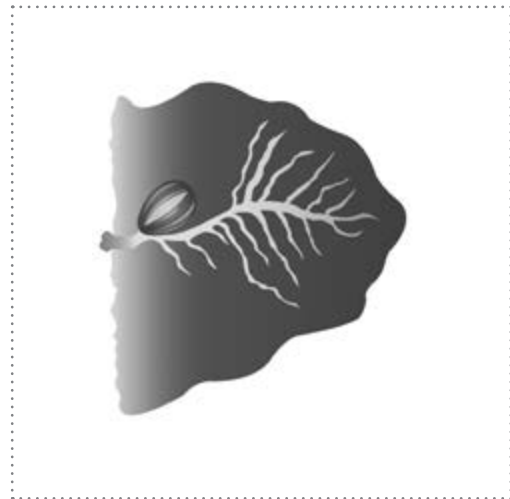
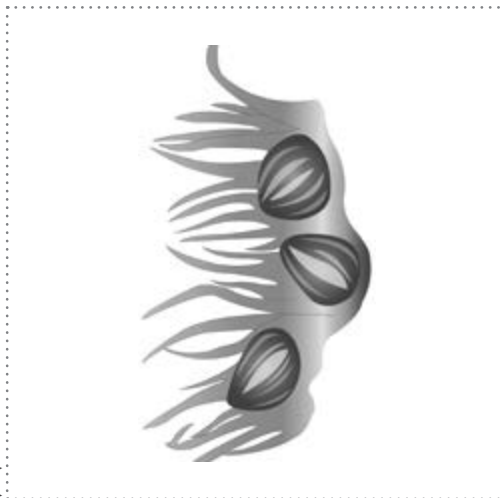

DATE: _____

4.2S

ACTIVITY PAGE

LANGUAGE STUDIO 4: PLANTS

Directions: You may use these images to sequence the life cycle of a plant.





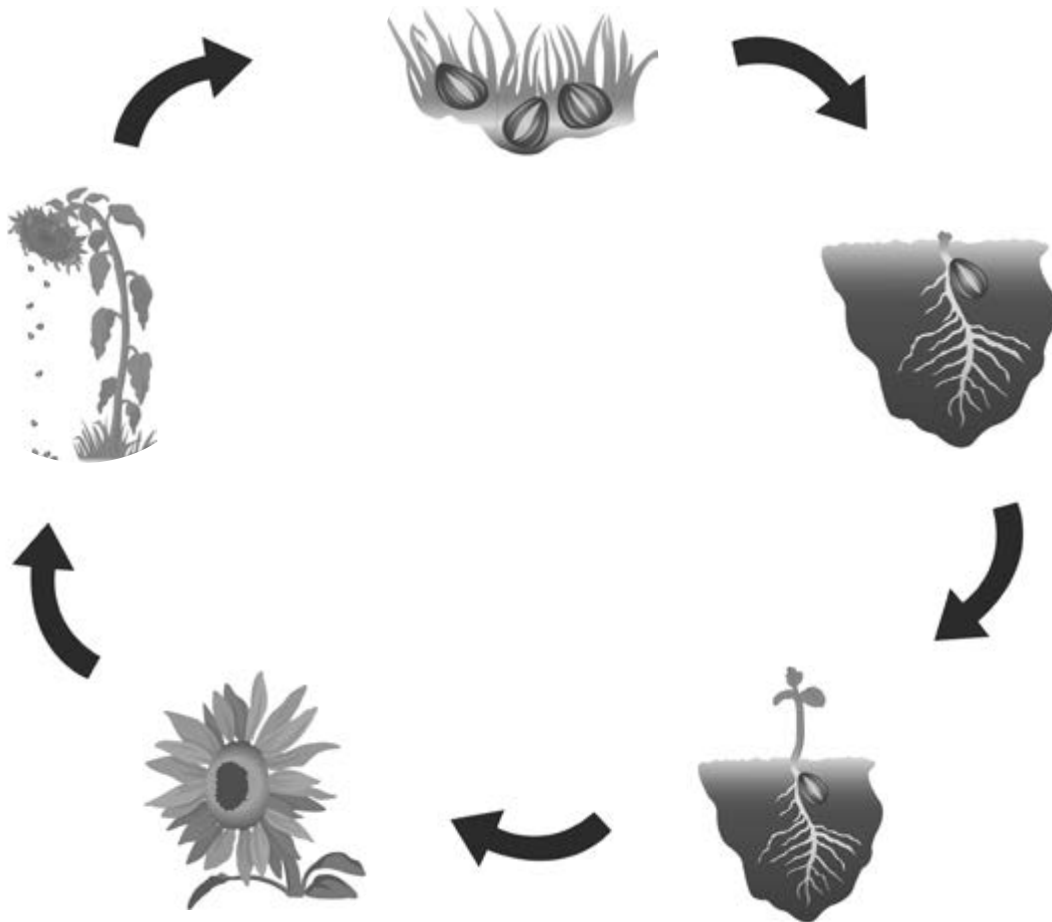
NAME: _____

DATE: _____

4.3S

TAKE-HOME

LANGUAGE STUDIO 4: PLANTS



Here's a plant's life cycle,
First is the seed.
Out germinates a seedling,
More nutrients it needs
To grow to an adult plant
That makes more seeds,
So new plants grow eventually.

Directions: Sing this song about the life cycle of a plant with your child. This song can be sung to the tune of "I'm a Little Tea Pot."



Here's a tree's life cycle,
First is the seed.
Out germinates a seedling,
More nutrients it needs
To become a sapling
Then a tree
And when it dies, the soil it'll be.



NAME: _____









DATE: _____

5.1S

ACTIVITY PAGE

LANGUAGE STUDIO 4: PLANTS

Directions: Use this activity page to record what you find on your nature walk.



NAME: _____


DATE: _____

6.1S

ACTIVITY PAGE

LANGUAGE STUDIO 4: PLANTS

Directions: Use this activity page to record your findings at the different tasting stations.






NAME: _____

DATE: _____

7.1S

ACTIVITY PAGE

LANGUAGE STUDIO 4: PLANTS



Directions: Cut out the images from the story "Johnny Appleseed" and arrange them in the correct order.



NAME: _____

DATE: _____

8.1S

ACTIVITY PAGE

LANGUAGE STUDIO 4: PLANTS

Winter



Spring



Summer



Fall



Directions: Draw what an apple tree might look like in each of the four seasons.

3



NAME: _____


DATE: _____

9.1S

ACTIVITY PAGE

LANGUAGE STUDIO 4: PLANTS

Directions: Choose one season and decorate this evergreen tree to include cones and needles.



4



NAME: _____

DATE: _____

10.1S

ACTIVITY PAGE

LANGUAGE STUDIO 4: PLANTS

Directions: Draw a picture to show how plants are important to you.



5

Core Knowledge Language Arts

Series Editor-in-Chief

E. D. Hirsch, Jr.

President

Linda Bevilacqua

Rights Manager

Elizabeth Bland

Editorial Staff

Mick Anderson
Robin Blackshire
Laura Drummond
Emma Earnst
Lucinda Ewing
Sara Hunt
Rosie McCormick
Cynthia Peng
Liz Pettit
Tonya Ronayne
Deborah Samley
Kate Stephenson
Elizabeth Wafler
James Walsh
Sarah Zelinke

Design and Graphics Staff

Kelsie Harman
Liz Loewenstein
Bridget Moriarty
Lauren Pack
Cecilia Sorochin

Consulting Project Management Services

ScribeConcepts.com

Additional Consulting Services

Erin Kist
Carolyn Pinkerton
Scott Ritchie
Kelina Summers

Acknowledgments

These materials are the result of the work, advice, and encouragement of numerous individuals over many years. Some of those singled out here already know the depth of our gratitude; others may be surprised to find themselves thanked publicly for help they gave quietly and generously for the sake of the enterprise alone. To helpers named and unnamed we are deeply grateful.

Contributors to Earlier Versions of these Materials

Susan B. Albaugh, Kazuko Ashizawa, Kim Berrall, Ang Blanchette, Nancy Braier, Maggie Buchanan, Paula Coyner, Kathryn M. Cummings, Michelle De Groot, Michael Donegan, Diana Espinal, Mary E. Forbes, Michael L. Ford, Sue Fulton, Carolyn Gosse, Dorrit Green, Liza Greene, Ted Hirsch, Danielle Knecht, James K. Lee, Matt Leech, Diane Henry Leipzig, Robin Luecke, Martha G. Mack, Liana Mahoney, Isabel McLean, Steve Morrison, Juliane K. Munson, Elizabeth B. Rasmussen, Ellen Sadler, Rachael L. Shaw, Sivan B. Sherman, Diane Auger Smith, Laura Tortorelli, Khara Turnbull, Miriam E. Vidaver, Michelle L. Warner, Catherine S. Whittington, Jeannette A. Williams

We would like to extend special recognition to Program Directors Matthew Davis and Souzanne Wright who were instrumental to the early development of this program.

Schools

We are truly grateful to the teachers, students, and administrators of the following schools for their willingness to field test these materials and for their invaluable advice: Capitol View Elementary, Challenge Foundation Academy (IN), Community Academy Public Charter School, Lake Lure Classical Academy, Lepanto Elementary School, New Holland Core Knowledge Academy, Paramount School of Excellence, Pioneer Challenge Foundation Academy, New York City PS 26R (The Carteret School), PS 30X (Wilton School), PS 50X (Clara Barton School), PS 96Q, PS 102X (Joseph O. Loretan), PS 104Q (The Bays Water), PS 214K (Michael Friedsam), PS 223Q (Lyndon B. Johnson School), PS 308K (Clara Cardwell), PS 333Q (Goldie Maple Academy), Sequoyah Elementary School, South Shore Charter Public School, Spartanburg Charter School, Steed Elementary School, Thomas Jefferson Classical Academy, Three Oaks Elementary, West Manor Elementary.

And a special thanks to the CKLA Pilot Coordinators Anita Henderson, Yasmin Lugo-Hernandez, and Susan Smith, whose suggestions and day-to-day support to teachers using these materials in their classrooms was critical.

Core Knowledge Language Arts

Editorial Staff

Susan Lambert, Vice President, CKLA
Rachel Wolf, Editorial Director
Sarah McClurg, Senior Content Specialist
Elizabeth Wade, PhD, Managing Curriculum Developer
Patricia Erno, Senior Curriculum Developer
Jamie Raade, Senior Curriculum Developer
Marc Goldsmith, Curriculum Developer
Carrie Hughes, Curriculum Developer
Amber McWilliams, ELL Specialist
Brian Black, Managing Copy Editor

Project Management

Matthew Ely, Senior Project Manager
Jennifer Skelley, Senior Producer
Cesar Parra, Project Manager

Design and Graphics Staff

Todd Rawson, Design Director
Chris O'Flaherty, Art Director
Carmela Stricklett, Art Director
Stephanie Cooper, Art Director
Annah Kessler, Visual Designer
Erin O'Donnell, Senior Production Designer
Tim Chi Ly, Illustrator
John Starr, Illustrator

Contributors

Ann Andrew
Desirée Beach
Leslie Beach
Nicole Crook
Stephen Currie
Kira Dykema
Carol Emerson
Jennifer Flewelling
Mairin Genova
Christina Gonzalez Vega
Stephanie Hamilton
Rowena Hymer
Brooke Hudson
Jason Jacobs
Leslie Johnson
Debra Levitt
Bridget Looney
Christina Martinez
Julie McGeorge
Evelyn Norman
Leighann Pennington
Heather Perry
Tim Quiroz
Maureen Richel
Jessica Richardson
Carol Ronka
Laura Seal
Cynthia Shields
Alison Tepper
Karen Venditti
Carri Waloven
Michelle Warner



Amplify.

Credits

Every effort has been taken to trace and acknowledge copyrights. The editors tender their apologies for any accidental infringement where copyright has proved untraceable. They would be pleased to insert the appropriate acknowledgment in any subsequent edition of this publication. Trademarks and trade names are shown in this publication for illustrative purposes only and are the property of their respective owners. The references to trademarks and trade names given herein do not affect their validity.

All photographs are used under license from Shutterstock, Inc. unless otherwise noted.

Language Studio 1

Illustrators and Image Sources

Cover: Amplify Learning, Inc.; 3.2S: Shutterstock; 10.1S: Gail McIntosh; 11.1S: Steve Morrison; 12.1S: Steve Morrison

Regarding the Shutterstock items listed above, please note: “No person or entity shall falsely represent, expressly or by way of reasonable implication, that the content herein was created by that person or entity, or any person other than the copyright holder(s) of that content.”

Language Studio 2

Writers

Michael L. Ford, Core Knowledge Staff

Illustrators and Image Sources

Cover: Amplify Learning, Inc.; 1.1S: Shutterstock; 1.2S: Shutterstock; 2.1S: Shutterstock; 2.2S: Shutterstock; 3.1S: Shutterstock; 4.1S: Shutterstock; 5.1S: Shutterstock; 5.2S: Shutterstock; 6.1S: Shutterstock; 7.1S: Shutterstock

Regarding the Shutterstock items listed above, please note: “No person or entity shall falsely represent, expressly or by way of reasonable implication, that the content herein was created by that person or entity, or any person other than the copyright holder(s) of that content.”

Language Studio 3

Writers

Rosie McCormick

Illustrators and Image Sources

Cover: Amplify Learning, Inc.; 4.1S: Rebecca Miller; 5.1S: Michael Parker; 8.1S: Michael Parker

Regarding the Shutterstock items listed above, please note: “No person or entity shall falsely represent, expressly or by way of reasonable implication, that the content herein was created by that person or entity, or any person other than the copyright holder(s) of that content.”

Language Studio 4

Expert Reviewer

Joyce G. Latimer


Writers

Michael L. Ford, Rosie McCormick, Becky Thomas

Illustrators and Image Sources

Cover: Amplify Learning, Inc.; 1.1S: Shutterstock; 2.1S: Steve Morrison; 2.2S: Steve Morrison; 2.3S: Steve Morrison; 2.4S: Steve Morrison; 3.1S: Core Knowledge Staff; 4.2S: Core Knowledge Staff; 4.3S (plant life cycle): Core Knowledge Staff; 4.3S (tree, acorn): Shutterstock; 5.1S (car, flower, bird, pencil, boots): Shutterstock; 5.1S (lady): Barbara Gibson; 5.1S (rock): Core Knowledge Staff; 5.1S (ladybug): Barbara Gibson; 6.1S: Shutterstock; 7.1S: Steve Morrison; 8.1S: Core Knowledge Staff; 9.1S: Core Knowledge Staff; 10.1S: Steve Morrison

Regarding the Shutterstock items listed above, please note: “No person or entity shall falsely represent, expressly or by way of reasonable implication, that the content herein was created by that person or entity, or any person other than the copyright holder(s) of that content.”



ISBN 9781681615196



9 781681 615196

Amplify Core Knowledge Language Arts



ckla.amplify.com