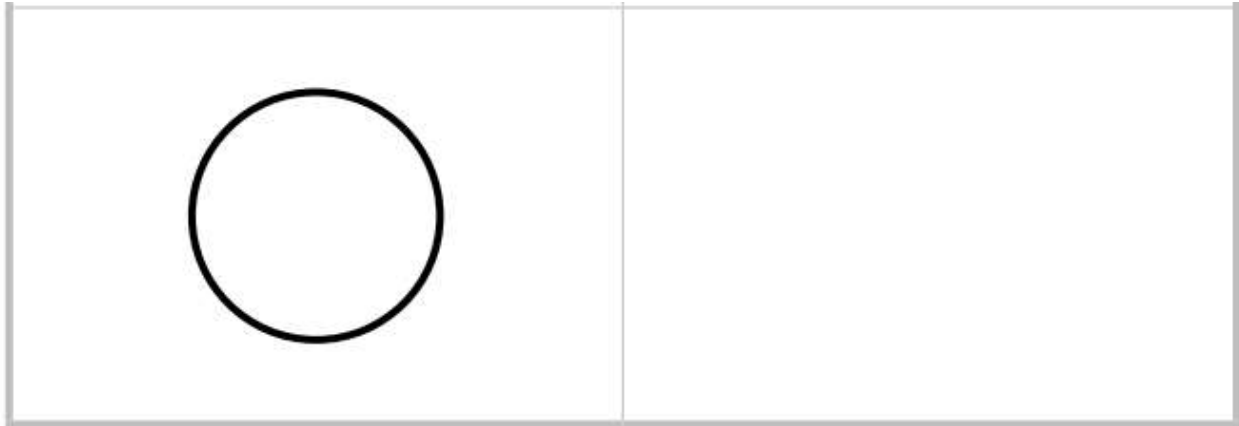


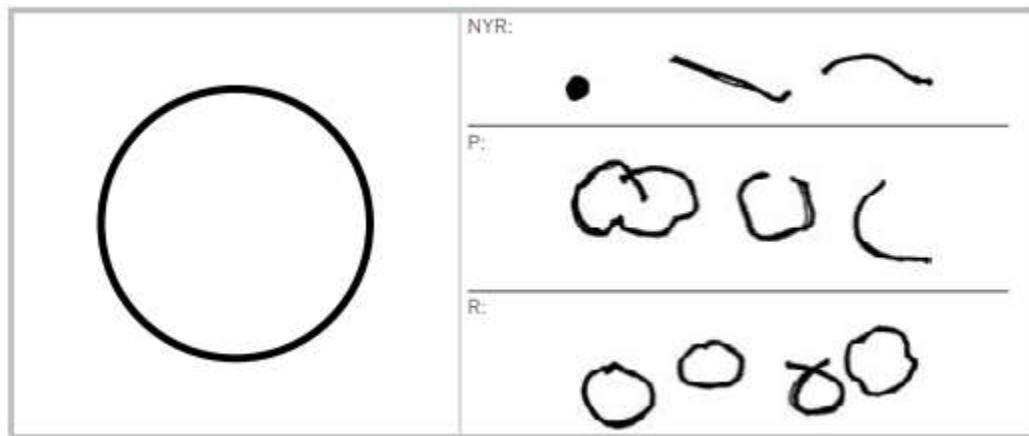
Student Name: _____ Date: _____ BASELINE

- Instruct the student to copy the stroke in the box provided.



Scoring

Collect the completed pretests and evaluate them using the Unit 1 Writing Strokes Scoring Guide provided in Teacher Resources. Students who receive a “Progressing” or “Ready” evaluation for most of the strokes are probably ready to attempt to write letters, a task introduced in Unit 3. Handwriting will improve as students practice drawing the strokes covered in Units 1 and 2. Students who receive a “Not Yet Ready” evaluation on several of the strokes will probably need additional support as they work through the fine motor exercises and writing stroke exercises in Units 1 and 2.



Assign the following points for each rating:

NYR	0
P	0.5
R	1

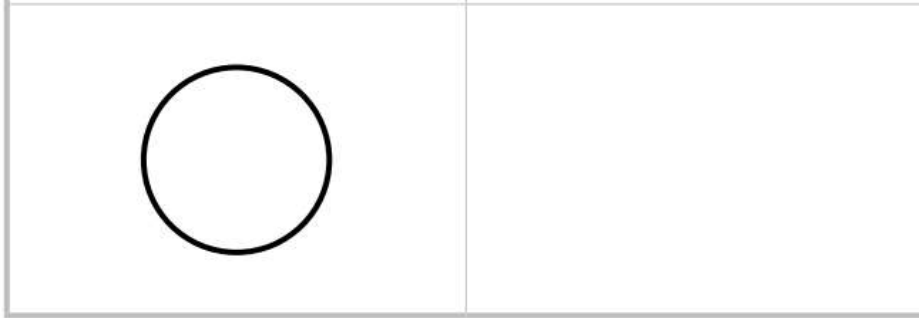
Interpretation:

Student Name: _____ Date: _____ Data Point _____

Directions: Run off as many copies of this sheet as you need for data points.

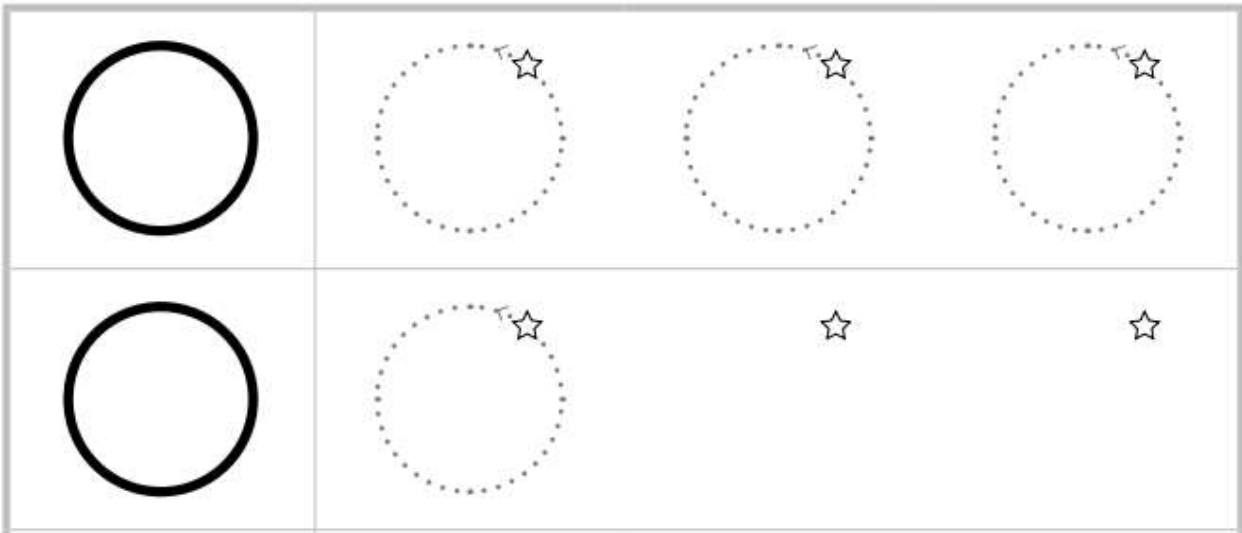
I do:

- Draw a circle to the left on the board/chart paper. Explain to students that when we draw a circle to the left, we start near the top and move to the left.




We do:

- Invite students to trace circles on their desks (or in the air) with their fingers.
- **Have students draw circles on the paper. (Hand over hand)**



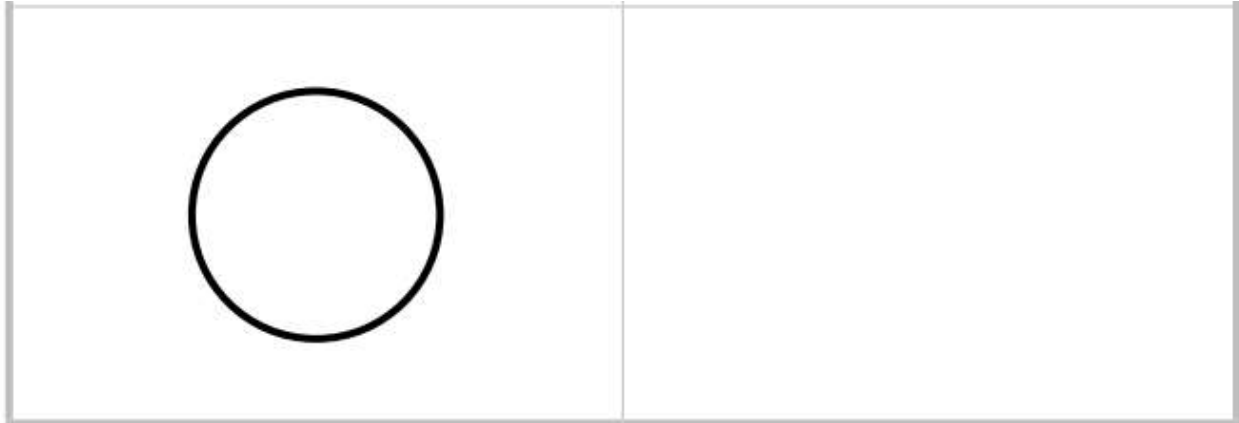
You do:

- Instruct the student to copy the stroke in the box provided.



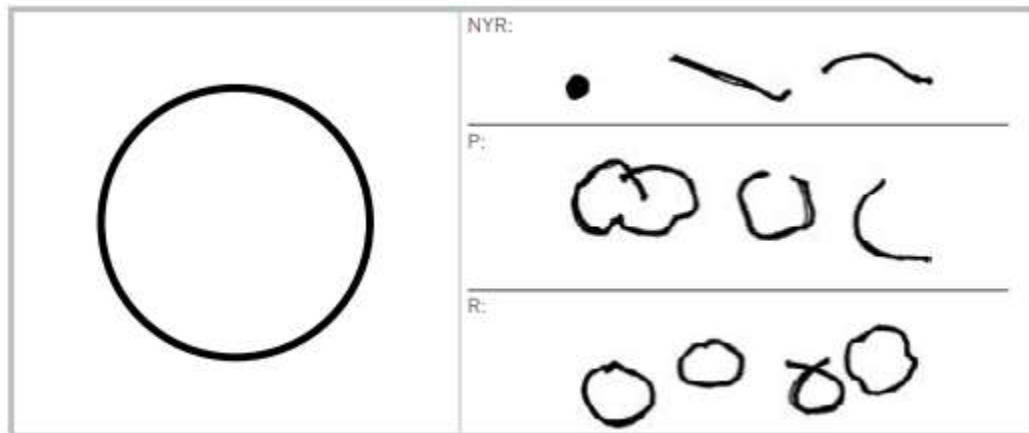
Student Name: _____ Date: _____ POST TEST (Same as Baseline)

- Instruct the student to copy the stroke in the box provided.



Scoring

Collect the completed pretests and evaluate them using the Unit 1 Writing Strokes Scoring Guide provided in Teacher Resources. Students who receive a “Progressing” or “Ready” evaluation for most of the strokes are probably ready to attempt to write letters, a task introduced in Unit 3. Handwriting will improve as students practice drawing the strokes covered in Units 1 and 2. Students who receive a “Not Yet Ready” evaluation on several of the strokes will probably need additional support as they work through the fine motor exercises and writing stroke exercises in Units 1 and 2.



Assign the following points for each rating:

NYR	0
P	0.5
R	1

Interpretation:

Student Name: _____ Grade: Kindergarten Teacher: _____

RTI Progress Monitoring: **Writing Circle Strokes**
 Data Point Scores (Record below the results of each assessment).

	Date Assessed	Score	Total Possible Score or Goal Score
Baseline			1
Data Point 1			1
Data Point 2			1
Data Point 3			1
Data Point 4			1
Data Point 5			1
Data Point 6			1
Data Point 7			1
Data Point 8			1
Data Point 9			1
Data Point 10			1
Post-Test (Same as Baseline)			1

RTI Progress Monitoring: **Writing Circle Strokes**
 Data Point Graph

1												
0.5												
0												
	BL	DP1	DP2	DP3	DP4	DP5	DP6	DP7	DP8	DP9	DP10	PT
Date												

Assign the following points for each rating:

- NYR 0
- P 0.5
- R 1

Interpretation: