


GEOMETRIC SHAPES

FORMAS GEOMÉTRICAS

GEOMETRIC SHAPES ARE PRECISE AND REGULAR, LIKE SQUARES, RECTANGLES, AND TRIANGLES. THEY ARE OFTEN FOUND IN HUMAN-MADE THINGS, LIKE BUILDING AND MACHINES

LAS FORMAS GEOMÉTRICAS SON PRECISAS Y REGULARES, COMO CUADRADOS, RECTÁNGULOS Y TRIÁNGULOS. A MENUDO SE ENCUENTRAN EN COSAS HECHAS POR HUMANOS, COMO EDIFICIOS Y MÁQUINAS.




ORGANIC SHAPES

FORMAS ORGANICAS


ORGANIC SHAPES, OFTEN CURVILINEAR IN APPEARANCE, THAT ARE SIMILAR TO THOSE FOUND IN NATURE, SUCH AS PLANTS, ANIMALS, AND ROCKS.

FORMAS ORGÁNICAS, A MENUDO DE APARIENCIA CURVILÍNEA, QUE SON SIMILARES A LAS QUE SE ENCUENTRAN EN LA NATURALEZA, COMO PLANTAS, ANIMALES Y ROCAS.



# SHAPES & LAYERS

## ASSIGNMENT



STEP ONE: USING CARD STOCK, CUT OUT  
THREE GEOMETRIC OR ORGANIC SHAPES




STEP TWO: USING MASKING TAPE, TAPE  
YOUR WATERCOLOR PAPER DOWN TO THE  
ART BOARD

STEP THREE: USING THE WET ON TO WET  
TECHNIQUE, COVER YOUR PAPER WITH A  
WASH OF THREE OR MORE COLORS

# SHAPES & LAYERS

## ASSIGNMENT



STEP FOUR: AFTER YOUR WASH DRIES,  
TRACE YOUR THREE SHAPES ON YOUR  
PAPER

STEP FIVE: USING THE WET ON TO DRY  
TECHNIQUE CREATE A WASH OF TWO  
COLORS AROUND THE SHAPES THAT YOU  
TRACED

STEP SIX: AFTER YOUR WASH DRIES, TRACE  
YOUR THREE SHAPES ON YOUR PAPER A  
SECOND (TIP: OVERLAPPING SHAPES  
CREARE INTEREST)

STEP SIX: USING AN ADDITIVE OR  
MOVING TECHNIQUE CREATE A WASH OF  
TWO COLORS AROUND THE SHAPES THAT  
YOU TRACED