

CONTACT



VIDEO CONFERENCE  
HOURS



Week 1:  
4/27



Week 2:  
5/4



Week 3:  
5/11



Week 4:  
5/18



Week 5:  
5/25



C: //


C: //

# Genius Hour Project Planer!

Title of Project

A small, multi-colored circular loading spinner with a black mouse cursor arrow pointing at it, located in the bottom right corner of the white project planer window.

CONTACT



VIDEO CONFERENCE  
HOURS



Week 1:  
4/27



Week 2:  
5/4



Week 3:  
5/11



Week 4:  
5/18



Week 5:  
5/25

SLIDESHMANIA.COM



## CONTACT



# HOW TO CONTACT ME

E-mail:

[crystal.samuels@colonial.k12.de.us](mailto:crystal.samuels@colonial.k12.de.us)

**Click Here for Office Hours  
Sign Up Form**



## VIDEO CONFERENCE HOURS



# VIDEO CONFERENCE HOURS

MONDAY	TUESDAY	WEDNESDAY	THURSDAY	FRIDAY
From 12:00 - 12:30	From 12:00 - 12:30	From 12:00 - 12:30	From 12:00 - 12:30	Email Only

[Click Here for Office Hours  
Sign Up Form](#)

Week 1: 4/27

Window controls: minimize, maximize, close





# ACTIVITY 1 | Find your Passion

**Describe your passion here.**

Why did you decide on this passion?

Which resources can you reference about your passion?



EXTRA  
RESOURCES!

## ACTIVITY 2 | Finding your Genius Hour Project

**Which questions do you want to answer?**

List questions here:



EXTRA  
RESOURCES!



## ACTIVITY 3 | Planning

**Planning is an important step that will affect the success of the project as well as the work that the students do as they complete the project.**

There are three main questions to answer while planning:

1. What am I trying to accomplish?
  - a.
2. Who is my audience?
  - a.
3. Who can help me as I work toward my goal?
  - a.



EXTRA  
RESOURCES!





# ACTIVITY 4 | Research your Project

Save your resources here (with comments):



EXTRA  
RESOURCES!



# ACTIVITY 5 | Summarize this week

**What worked this week?**

Type here

**What opportunities for improvement do you have?**

Type here





**What are your next steps?**

Type here



EXTRA  
RESOURCES!

Week 2 May 4




# ACTIVITY 1 | Pitch for Genius Hour

Notes for Pitch:



EXTRA  
RESOURCES!

Insert Pitch Video



2020-04-01 12:13:57



# ACTIVITY 2 | Genius Hour Project

**What are you working on this week for your Genius Hour Project?**

Type Here



EXTRA  
RESOURCES!

# ACTIVITY 3 | Research Outside Experts

**Outside Experts can help guide your project.**

List potential Outside Experts, with their contact information.

Outside Expert Name	Contact Email	Notes about this person



EXTRA  
RESOURCES!

# ACTIVITY 4 | Reach out to Outside Experts

Log your contact attempts here.

Outside Expert Name	Contact Email	Date Contacted	Notes



EXTRA  
RESOURCES!



# ACTIVITY 5 | Summarize

**What worked this week?**

Type here

**What opportunities for improvement do you have?**

Type here

**What are your next steps?**

Type here




EXTRA  
RESOURCES!



Week 3 5/11

Window control icons: minimize, maximize, and close buttons.





# ACTIVITY 1 | Building towards your goal

**What do you need to complete this week?**

Type here



EXTRA  
RESOURCES!



# ACTIVITY 2 | Activities

**Which Artifacts are you working on this week?**

Type here

**What questions do you still need answered?**

Type here

**How have your Outside Experts helped you?**

Type here



EXTRA  
RESOURCES!

# ACTIVITY 3 | List your Artifacts

Artifacts catalogue your hard work. Make a list to make sure you are on track.

	Artifact Description	How does this show progress towards your goal?
1		
2		
3		
4		
5		



EXTRA  
RESOURCES!

# ACTIVITY 4 | Outside Experts Contact Log

Log your contact attempts here.

Outside Expert Name	Contact Email	Date Contacted	Notes



EXTRA  
RESOURCES!



# ACTIVITY 5 | Summarize

**What worked this week?**

Type here

**What opportunities for improvement do you have?**

Type here


**What are your next steps?**

Type here



EXTRA  
RESOURCES!

Week 4 5/18





# ACTIVITY 1 | Building towards your goal

**What do you need to complete this week?**

Type here



EXTRA  
RESOURCES!





Week 4 5/18- ACTIVITY 2



## ACTIVITY 2 | Planning

**Which Artifacts are you working on this week?**

Type here

**What questions do you still need answered?**

Type here

**How have your Outside Experts helped you?**

Type here



EXTRA  
RESOURCES!

# ACTIVITY 3 | Catalogue your Artifacts

Artifacts catalogue your hard work. Make a list to make sure you are on track.

	Artifact Description	How does this show progress towards your goal?
1		
2		
3		
4		
5		



EXTRA  
RESOURCES!

# ACTIVITY 4 | Outside Experts Contact Log

Log your contact attempts here.

Outside Expert Name	Contact Email	Date Contacted	Notes



EXTRA  
RESOURCES!



# ACTIVITY 5 | Summarize

**What worked this week?**

Type here

**What opportunities for improvement do you have?**

Type here

**What are your next steps?**

Type here



EXTRA  
RESOURCES!

Week 5 5/25





# ACTIVITY 1 | Building towards your Goal

**What do you need to complete this week?**

Type here



EXTRA  
RESOURCES!

# ACTIVITY 2 | Outside Experts

Log your contact attempts here.

Outside Expert Name	Contact Email	Date Contacted	Notes



EXTRA  
RESOURCES!



# ACTIVITY 3 | Activities

**Which Artifacts are you working on this week?**

Type here

**What questions do you still need answered?**

Type here

**How have your Outside Experts helped you?**

Type here



EXTRA  
RESOURCES!





# ACTIVITY 4 | Additional Information

**Notes:**



EXTRA  
RESOURCES!



# ACTIVITY 5 | Summarize

**What worked this week?**

Type here

**What opportunities for improvement do you have?**

Type here

**What are your next steps?**

Type here



EXTRA  
RESOURCES!