



A STORY OF UNITS



Mathematics Curriculum



Grade 1 • MODULE 6

Place Value, Comparison, Addition and Subtraction to 100

PROBLEM SETS

Info for parents: <http://bit.ly/pastmath>

Video tutorials: <http://embarc.online>

Version 3



Table of Contents

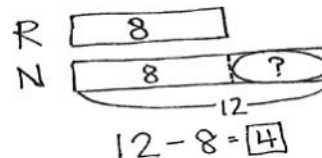
GRADE 1 • MODULE 6

Place Value, Comparison, Addition and Subtraction to 100

Module Overview	i
Topic A: Comparison Word Problems	6.A.1
Topic B: Numbers to 120	6.B.1
Topic C: Addition to 100 Using Place Value Understanding	6.C.1
Topic D: Varied Place Value Strategies for Addition to 100	6.D.1
Topic E: Coins and Their Values	6.E.1
Topic F: Varied Problem Types Within 20	6.F.1
Topic G: Culminating Experiences	6.G.1
Module Assessments	6.S.1

Name _____

Date _____

Read the word problem.Draw a tape diagram or double tape diagram and label.Write a number sentence and a statement that matches the story.

1. Peter has 3 goats living on his farm. Julio has 9 goats living on his farm. How many more goats does Julio have than Peter?

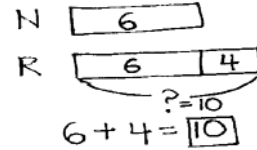
-
2. Willie picked 16 apples in the orchard. Emi picked 10 apples in the orchard. How many more apples did Willie pick than Emi?

3. Lee collected 13 eggs from the hens in the barn. Ben collected 18 eggs from the hens in the barn. How many fewer eggs did Lee collect than Ben?

-
4. Shanika did 14 cartwheels during recess. Kim did 20 cartwheels. How many more cartwheels did Kim do than Shanika?

Name _____

Date _____

Read the word problem.Draw a tape diagram or double tape diagram and label.Write a number sentence and a statement that matches the story.

1. Nikil baked 5 pies for the contest. Peter baked 3 more pies than Nikil. How many pies did Peter bake for the contest?

-
2. Emi planted 12 flowers. Rose planted 3 fewer flowers than Emi. How many flowers did Rose plant?

-
3. Ben scored 15 goals in the soccer game. Anton scored 11 goals. How many more goals did Ben score than Anton?

4. Kim grew 12 roses in a garden. Fran grew 6 fewer roses than Kim. How many roses did Fran grow in the garden?

-
5. Maria has 4 more fish in her tank than Shanika. Shanika has 16 fish. How many fish does Maria have in her tank?

-
6. Lee has 11 board games. Lee has 5 more board games than Darnel. How many board games does Darnel have?

Name _____

Date _____

Write the tens and ones. Complete the statement.



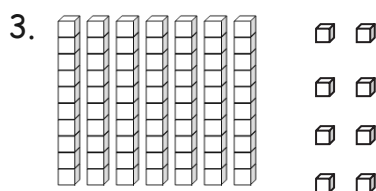
tens	ones

43 = ____ tens ____ ones



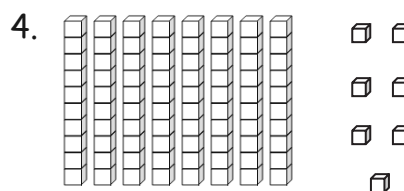
tens	ones

____ = ____ tens ____ ones



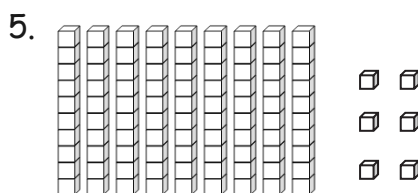
tens	ones

There are ____ cubes.



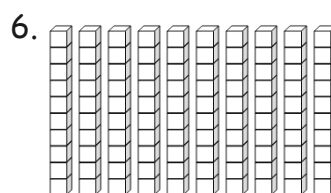
tens	ones

There are ____ cubes.



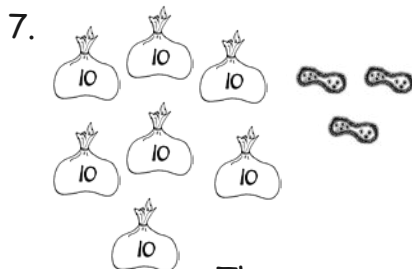
tens	ones

There are ____ cubes.



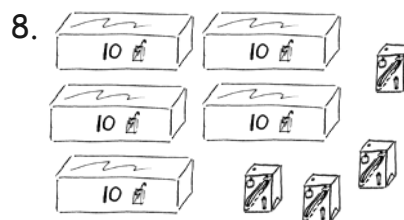
tens	ones

There are ____ cubes.



tens	ones

There are ____ peanuts.



tens	ones

There are ____ juice boxes.

9. Write the number as tens and ones in the place value chart, or use the place value chart to write the number.

a. 40

tens	ones

b. 46

tens	ones

c. _____

tens	ones
5	9

d. _____

tens	ones
9	5

e. 75

tens	ones

f. 70

tens	ones

g. 60

tens	ones

h. _____

tens	ones
8	0

i. _____

tens	ones
5	5

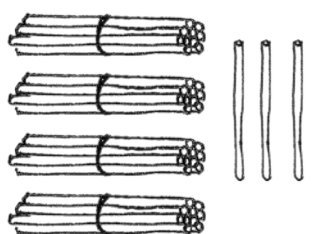
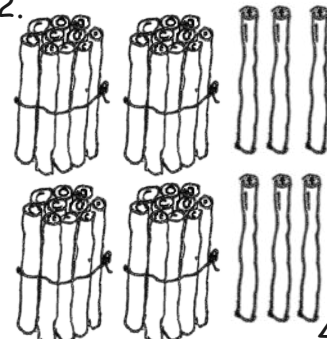


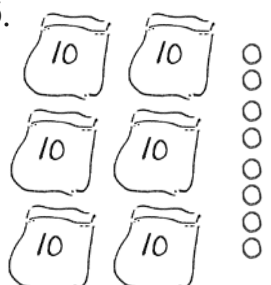
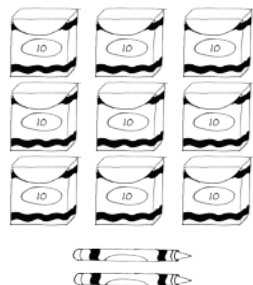
j. _____

tens	ones
10	0

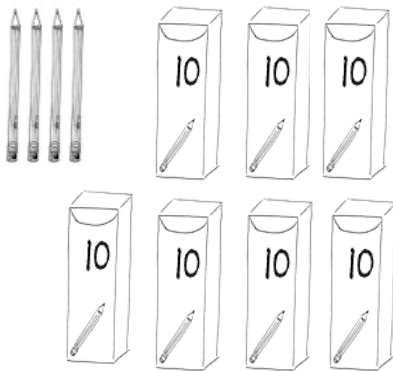
Name _____

Date _____

Count the objects, and fill in the number bond or place value chart. Complete the sentences to add the tens and ones.

<p>1.</p>  <div style="display: flex; align-items: center;"> <div style="border: 1px solid black; width: 40px; height: 40px; margin-right: 10px;"></div> <div style="border: 1px solid black; width: 40px; height: 40px; margin-right: 10px;"></div> <div style="border: 1px solid black; width: 60px; height: 60px; margin-left: 10px;"></div> </div> <p>40 and 3 make ____.</p> <p>$40 + 3 = \underline{\quad}$</p>	<p>2.</p>  <div style="display: flex; align-items: center;"> <div style="border: 1px solid black; width: 40px; height: 40px; margin-right: 10px;"></div> <div style="border: 1px solid black; width: 40px; height: 40px; margin-right: 10px;"></div> <div style="border: 1px solid black; width: 60px; height: 60px; margin-left: 10px;"></div> </div> <p>40 and 6 make ____.</p> <p>$40 + 6 = \underline{\quad}$</p>
<p>3.</p>  <div style="display: flex; align-items: center;"> <div style="border: 1px solid black; width: 40px; height: 40px; margin-right: 10px;"></div> <div style="border: 1px solid black; width: 40px; height: 40px; margin-right: 10px;"></div> <div style="border: 1px solid black; width: 60px; height: 60px; margin-left: 10px;"></div> </div> <p>$57 = \underline{\quad} + \underline{\quad}$</p> <p>7 more than 50 is ____.</p>	<p>4.</p>  <div style="display: flex; align-items: center;"> <div style="border: 1px solid black; width: 40px; height: 40px; margin-right: 10px;"></div> <div style="border: 1px solid black; width: 40px; height: 40px; margin-right: 10px;"></div> <div style="border: 1px solid black; width: 60px; height: 60px; margin-left: 10px;"></div> </div> <p>$75 = \underline{\quad} + \underline{\quad}$</p> <p>5 more than 70 is ____.</p>
<p>5.</p>  <div style="display: flex; align-items: center;"> <div style="border: 1px solid black; width: 40px; height: 40px; margin-right: 10px;"></div> <div style="border: 1px solid black; width: 40px; height: 40px; margin-right: 10px;"></div> <div style="border: 1px solid black; width: 60px; height: 60px; margin-left: 10px;"></div> </div> <p>$\underline{\quad} + \underline{\quad} = \underline{\quad}$</p> <p>$\underline{\quad}$ tens + $\underline{\quad}$ ones = ____</p>	<p>6.</p>  <div style="display: flex; align-items: center;"> <div style="border: 1px solid black; width: 40px; height: 40px; margin-right: 10px;"></div> <div style="border: 1px solid black; width: 40px; height: 40px; margin-right: 10px;"></div> <div style="border: 1px solid black; width: 60px; height: 60px; margin-left: 10px;"></div> </div> <p>$\underline{\quad} + \underline{\quad} = \underline{\quad}$</p> <p>$\underline{\quad}$ tens + $\underline{\quad}$ ones = ____</p>

7.

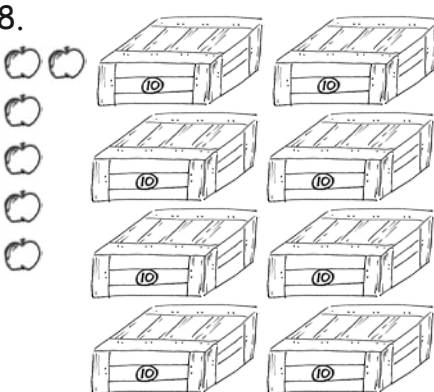


tens	ones

_____ = _____ + _____

_____ ones + _____ tens = _____

8.

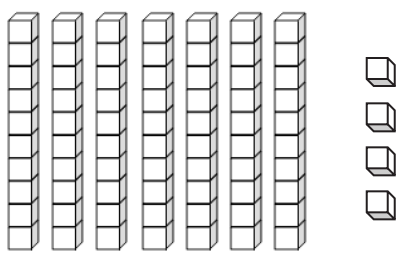


tens	ones

_____ = _____ + _____

_____ ones + _____ tens = _____

9.

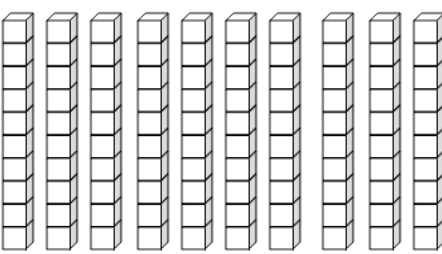


tens	ones

_____ + _____ = _____

_____ tens + _____ ones = _____

10.



tens	ones
	0

_____ + _____ = _____

_____ tens + _____ ones = _____

11. Complete the sentences to add the tens and ones.

a. $50 + 6 =$ _____

b. _____ + $9 = 89$

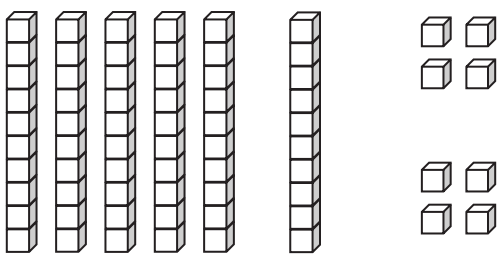
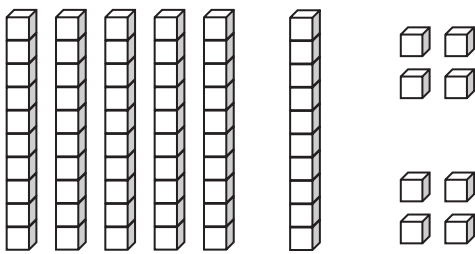
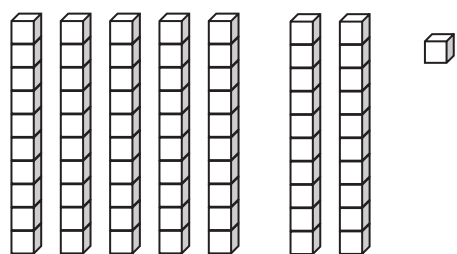
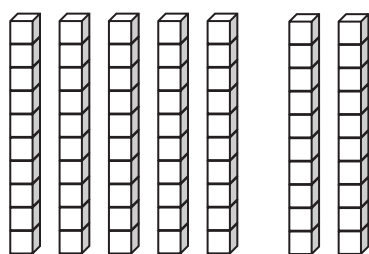
c. $5 \text{ tens} +$ _____ $\text{ones} = 56$

d. $9 \text{ ones} + 8 \text{ tens} =$ _____

Name _____

Date _____

1. Solve. You may draw or cross off (x) to show your work.

<p>a. </p> <p style="text-align: right;">1 more than 68 is _____.</p>	<p>b. </p> <p style="text-align: right;">10 more than 68 is _____.</p>
<p>c. </p> <p style="text-align: right;">10 less than 71 is _____.</p>	<p>d. </p> <p style="text-align: right;">1 less than 70 is _____.</p>

2. Find the mystery numbers. Use the arrow way to explain how you know.

a. 10 more than 59 is _____.

tens	ones
5	9

→

tens	ones

+ 1 ten

b. 1 less than 59 is _____.

tens	ones

tens	ones

c. 1 more than 59 is _____.

tens	ones

tens	ones

d. 10 less than 59 is _____.

tens	ones

tens	ones

<p>3. Write the number that is 1 more.</p> <p>a. 10, _____</p> <p>b. 70, _____</p> <p>c. 76, _____</p> <p>d. 79, _____</p> <p>e. 99, _____</p>	<p>4. Write the number that is 10 more.</p> <p>a. 10, _____</p> <p>b. 60, _____</p> <p>c. 61, _____</p> <p>d. 78, _____</p> <p>e. 90, _____</p>
<p>5. Write the number that is 1 less.</p> <p>a. 12, _____</p> <p>b. 52, _____</p> <p>c. 51, _____</p> <p>d. 80, _____</p> <p>e. 100, _____</p>	<p>6. Write the number that is 10 less.</p> <p>a. 20, _____</p> <p>b. 60, _____</p> <p>c. 74, _____</p> <p>d. 81, _____</p> <p>e. 100, _____</p>

7. Fill in the missing numbers in each sequence.

a. 40, 41, 42, _____

b. 89, 88, 87, _____

c. 72, 71, _____, 69

d. 63, _____, 65, 66

e. 40, 50, 60, _____

f. 80, 70, 60, _____

g. 55, 65, _____, 85

h. 99, 89, _____, 69

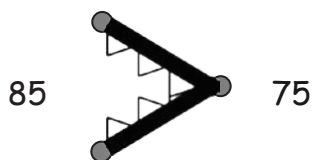
i. _____, 99, 98, 97

j. _____, 77, _____, 57

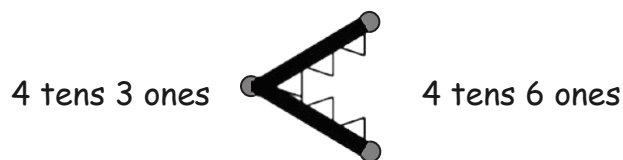
Name _____

Date _____

1. Use the symbols to compare the numbers. Fill in the blank with $<$, $>$, or $=$ to make the statement true.



85 $>$ 75
85 is greater than 75.



43 $<$ 46
43 is less than 46.

a.

35 42

b.

78 80

c.

100 99

d.

93 8 tens 3 ones

e.

9 tens 8 ones 10 tens

f.

6 tens 2 ones 2 tens 6 ones

g.

72 2 ones 7 tens

h.

5 tens 4 ones 4 tens 14 ones

2. Circle the correct words to make the sentence true. Use $>$, $<$, or $=$ and numbers to write a true statement.

<p>a.</p> <div style="display: flex; justify-content: space-between; align-items: center;"> <div style="text-align: center;">29</div> <div style="border: 1px solid black; padding: 5px; text-align: center;"> is greater than is less than is equal to </div> <div style="text-align: center;">2 tens 9 ones</div> </div> <div style="text-align: center; margin-top: 20px;"> _____ ○ _____ </div>	<p>b.</p> <div style="display: flex; justify-content: space-between; align-items: center;"> <div style="text-align: center;">7 tens 9 ones</div> <div style="border: 1px solid black; padding: 5px; text-align: center;"> is greater than is less than is equal to </div> <div style="text-align: center;">80</div> </div> <div style="text-align: center; margin-top: 20px;"> _____ ○ _____ </div>
<p>c.</p> <div style="display: flex; justify-content: space-between; align-items: center;"> <div style="text-align: center;">10 tens 0 ones</div> <div style="border: 1px solid black; padding: 5px; text-align: center;"> is greater than is less than is equal to </div> <div style="text-align: center;">0 tens 10 ones</div> </div> <div style="text-align: center; margin-top: 20px;"> _____ ○ _____ </div>	<p>d.</p> <div style="display: flex; justify-content: space-between; align-items: center;"> <div style="text-align: center;">6 tens 1 one</div> <div style="border: 1px solid black; padding: 5px; text-align: center;"> is greater than is less than is equal to </div> <div style="text-align: center;">5 tens 16 ones</div> </div> <div style="text-align: center; margin-top: 20px;"> _____ ○ _____ </div>

3. Use $<$, $=$, or $>$ to compare the pairs of numbers.

- a. 3 tens 9 ones ○ 5 tens 9 ones
- b. 30 ○ 13
- c. 100 ○ 10 tens
- d. 6 tens 4 ones ○ 4 ones 6 tens
- e. 7 tens 9 ones ○ 79
- f. 1 ten 5 ones ○ 5 ones 1 ten
- g. 72 ○ 6 tens 12 ones
- h. 88 ○ 8 tens 18 ones

Name _____

Date _____

1. Fill in the missing numbers in the chart up to 120.

a.

b.

c.

d.

e.

71	81	91		111
	82		102	
73	83	93		113
	84	94	104	114
76	86	96	106	116
77	87	97		117
79	89	99	109	119
80		100	110	

2. Write the numbers to continue the counting sequence to 120.

96, 97, _____, _____, _____, _____, _____,
_____, _____, _____, _____, _____, _____,
_____, _____, _____, _____, _____, _____,
_____, _____, _____, _____, _____, _____

3. Circle the sequence that is incorrect. Rewrite it correctly on the line.

a.

107, 108, 109, 110, 120

b.

99, 100, 101, 102, 103

4. Fill in the missing numbers in the sequence.

a.

115, 116, _____, _____, _____

b.

_____, _____, 118, _____, 120

c.

100, 101, _____, _____, 104

d.

97, 98, _____, _____, _____, _____

1	11	21	31	41	51	61	71	81	91	101	111
2	12	22	32	42	52	62	72	82	92	102	112
3	13	23	33	43	53	63	73	83	93	103	113
4	14	24	34	44	54	64	74	84	94	104	114
5	15	25	35	45	55	65	75	85	95	105	115
6	16	26	36	46	56	66	76	86	96	106	116
7	17	27	37	47	57	67	77	87	97	107	117
8	18	28	38	48	58	68	78	88	98	108	118
9	19	29	39	49	59	69	79	89	99	109	119
10	20	30	40	50	60	70	80	90	100	110	120

vertical counting sequence

Name _____

Date _____

1. Write the number as tens and ones in the place value chart, or use the place value chart to write the number.

a. 74

tens	ones

b. 78

tens	ones

c. _____

tens	ones
9	1

d. _____

tens	ones
10	9

e. 116

tens	ones

f. 103

tens	ones

g. _____

tens	ones
11	2

h. _____

tens	ones
12	0

i. _____

tens	ones
10	5

j. 102

tens	ones

2. Match.

a.

tens	ones
9	7

● 10 tens 5 ones

b.

tens	ones
10	7

● 10 tens 7 ones

c.

tens	ones
11	0

● 9 tens 7 ones

d.

tens	ones
10	5

● 12 tens 0 ones

e.

tens	ones
10	1

● 110

● 11 tens 8 ones

f.

tens	ones
12	0

● 101

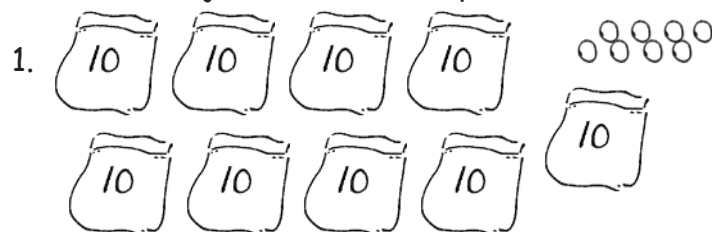
g.

tens	ones
11	8


Name _____

Date _____

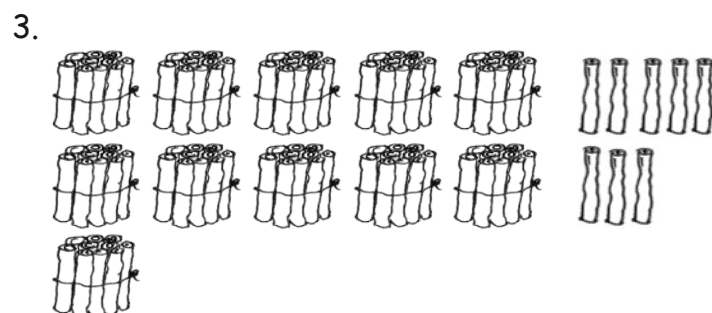
Count the objects. Fill in the place value chart, and write the number on the line.



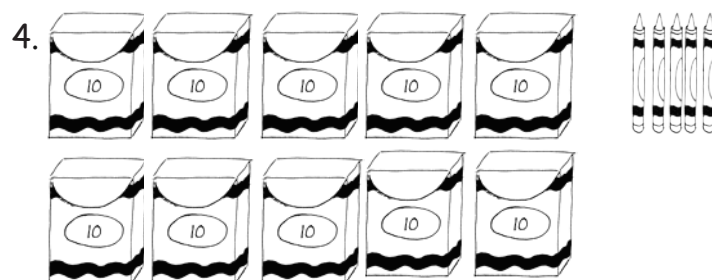
tens	ones



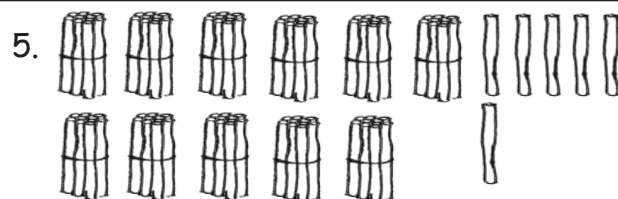
tens	ones



tens	ones




tens	ones



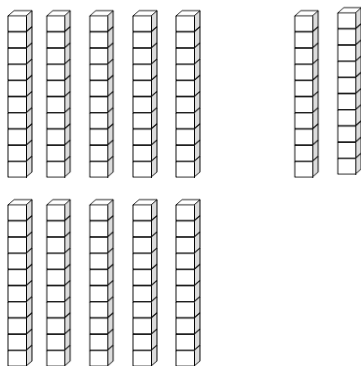
tens	ones

6.



tens	ones

7.



tens	ones

Use quick tens and ones to represent the following numbers. Write the number on the line.

8.

tens	ones
10	9

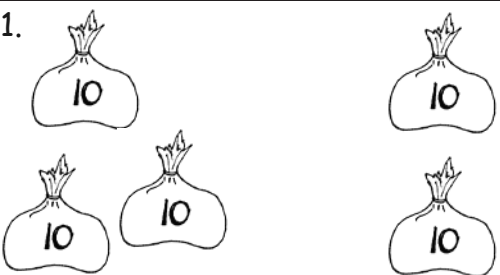
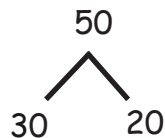
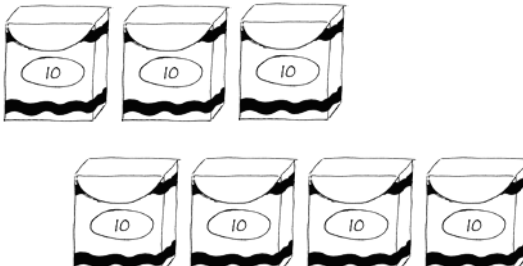

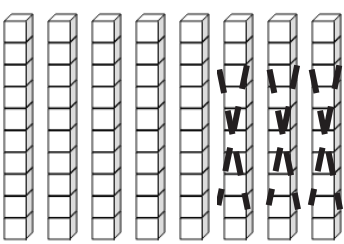

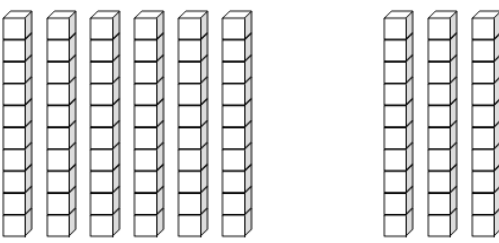

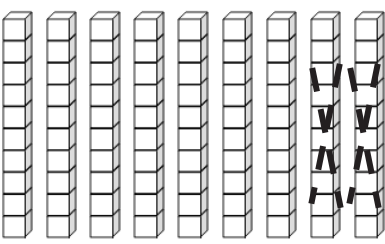

9.

tens	ones
12	0

Name _____

Date _____

Complete the number bonds and number sentences to match the picture.

<p>1.</p> 		<p>3 tens + _____ tens = _____ tens</p> <p>30 + 20 = _____</p>
<p>2.</p> 		<p>_____ tens + _____ tens = _____ tens</p> <p>_____</p>
<p>3.</p> 		<p>_____ tens - _____ tens = _____ tens</p> <p>_____</p>
<p>4.</p> 		<p>_____ tens + _____ tens = _____ tens</p> <p>_____</p>
<p>5.</p> 		<p>_____ tens - _____ tens = _____ tens</p> <p>_____</p>

Count the dimes to add or subtract. Write a number sentence to match the dimes.

6.  +  _____

$40 + 20 =$ _____

7.   _____

8.  + 
  _____

9.  
  _____

10.   _____

11. Fill in the missing numbers.

a. $40 + 40 =$ _____

b. $50 - 30 =$ _____

c. $10 +$ _____ $= 70$

d. $60 -$ _____ $= 0$

e. $90 -$ _____ $= 10$

f. $70 +$ _____ $= 90$

g. $50 + 40 =$ _____

h. $100 - 30 =$ _____

i. $100 -$ _____ $= 70$

Names _____

Date _____



Race to the Top!



2	3	4	5	6	7	8	9	10	11	12

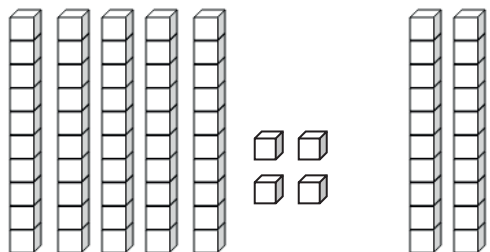
race to the top

Name _____

Date _____

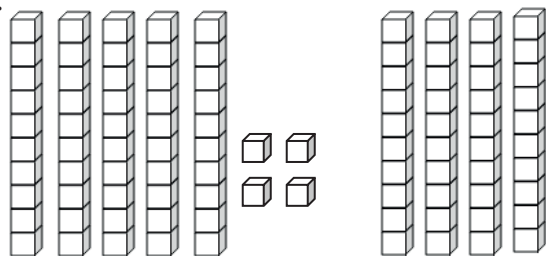
Solve using the pictures. Complete the number sentence to match.

1.



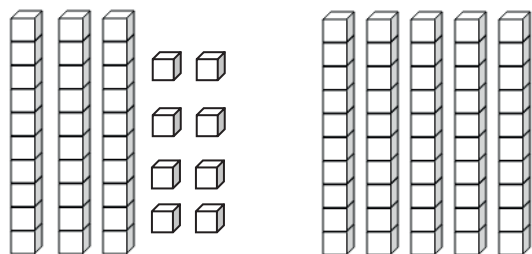
$$\underline{\quad\quad} + \underline{\quad\quad} = \underline{\quad\quad}$$

2.



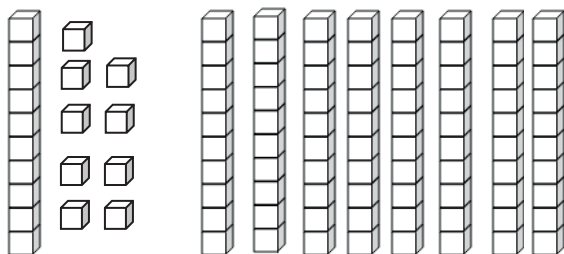
$$\underline{\quad\quad} + \underline{\quad\quad} = \underline{\quad\quad}$$

3.



$$\underline{\quad\quad} + \underline{\quad\quad} = \underline{\quad\quad}$$

4.



$$\underline{\quad\quad} + \underline{\quad\quad} = \underline{\quad\quad}$$

$$\begin{array}{r} 64 + 30 = 94 \\ \begin{array}{r} 4 \quad 60 \\ + \quad 30 \\ \hline 90 \end{array} \\ 90 + 4 = 94 \end{array}$$

5. Solve.

a. $47 + 40 = \underline{\hspace{2cm}}$	b. $57 + 30 = \underline{\hspace{2cm}}$
c. $35 + 30 = \underline{\hspace{2cm}}$	d. $35 + 50 = \underline{\hspace{2cm}}$
e. $30 + 63 = \underline{\hspace{2cm}}$	f. $40 + 39 = \underline{\hspace{2cm}}$

6. Solve and explain your thinking to a partner.

a. $2 + 50 = \underline{\hspace{2cm}}$

b. $58 + 40 = \underline{\hspace{2cm}}$

c. $48 + \underline{\hspace{2cm}} = 98$

d. $60 + \underline{\hspace{2cm}} = 86$

Name _____

Date _____

1. Solve.

a. $84 + 12 =$ _____	b. $71 + 26 =$ _____
c. $57 + 22 =$ _____	d. $59 + 41 =$ _____
e. $35 + 65 =$ _____	f. $26 + 54 =$ _____
g. $57 + 42 =$ _____	h. $37 + 63 =$ _____

2. Solve.

a. $45 + 13 = \underline{\hspace{2cm}}$	b. $45 + 23 = \underline{\hspace{2cm}}$
c. $21 + 27 = \underline{\hspace{2cm}}$	d. $27 + 23 = \underline{\hspace{2cm}}$
e. $48 + 32 = \underline{\hspace{2cm}}$	f. $48 + 52 = \underline{\hspace{2cm}}$
g. $34 + 65 = \underline{\hspace{2cm}}$	h. $46 + 43 = \underline{\hspace{2cm}}$

Name _____

Date _____

1. Solve and show your work.

a. $79 + 12 =$ _____	b. $59 + 32 =$ _____
c. $38 + 45 =$ _____	d. $36 + 47 =$ _____
e. $48 + 45 =$ _____	f. $57 + 34 =$ _____

2. Solve and show your work.

a. $24 + 37 =$ _____	b. $48 + 45 =$ _____
c. $29 + 67 =$ _____	d. $48 + 34 =$ _____
e. $69 + 27 =$ _____	f. $78 + 17 =$ _____

Name _____

Date _____

1. Solve and show your work.

a. $48 + 21 = \underline{\quad}$	b. $48 + 22 = \underline{\quad}$
c. $39 + 43 = \underline{\quad}$	d. $48 + 34 = \underline{\quad}$
e. $77 + 14 = \underline{\quad}$	f. $67 + 27 = \underline{\quad}$
g. $58 + 37 = \underline{\quad}$	h. $68 + 29 = \underline{\quad}$

2. Solve and show your work.

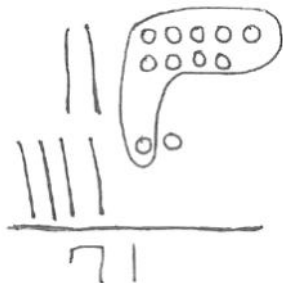
a. $39 + 31 = \underline{\quad}$	b. $58 + 23 = \underline{\quad}$
c. $77 + 23 = \underline{\quad}$	d. $69 + 26 = \underline{\quad}$
e. $68 + 25 = \underline{\quad}$	f. $45 + 37 = \underline{\quad}$
g. $59 + 39 = \underline{\quad}$	h. $58 + 38 = \underline{\quad}$

Name _____

Date _____

1. Solve using quick tens and ones drawings. Remember to line up your tens with tens and ones with ones. Write the total below your drawing.

a. $29 + 42 = \underline{\quad}$



b. $39 + 54 = \underline{\quad}$

c. $41 + 38 = \underline{\quad}$

d. $58 + 24 = \underline{\quad}$

e. $47 + 46 = \underline{\quad}$

f. $48 + 29 = \underline{\quad}$

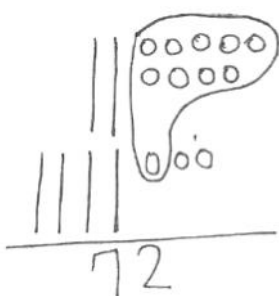
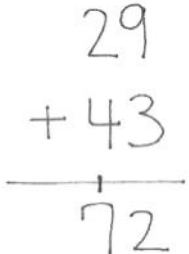
2. Solve using quick tens and ones. Remember to line up your tens with tens and ones with ones. Write the total below your drawing.

a. $49 + 22 = \underline{\quad}$	b. $38 + 62 = \underline{\quad}$
c. $59 + 23 = \underline{\quad}$	d. $68 + 14 = \underline{\quad}$
e. $46 + 36 = \underline{\quad}$	f. $69 + 26 = \underline{\quad}$

Name _____

Date _____

1. Solve using quick tens and ones drawings. Remember to line up your drawings and rewrite the number sentence vertically.

<p>a. $29 + 43 = \underline{\quad}$</p>  	<p>b. $34 + 49 = \underline{\quad}$</p>
<p>c. $45 + 39 = \underline{\quad}$</p>	<p>d. $54 + 25 = \underline{\quad}$</p>
<p>e. $47 + 36 = \underline{\quad}$</p>	<p>f. $54 + 46 = \underline{\quad}$</p>

2. Solve using quick tens and ones. Remember to line up your drawings and rewrite the number sentence vertically.

a. $39 + 24 = \underline{\quad}$	b. $58 + 36 = \underline{\quad}$
c. $55 + 37 = \underline{\quad}$	d. $59 + 36 = \underline{\quad}$
e. $37 + 58 = \underline{\quad}$	f. $68 + 29 = \underline{\quad}$

Name _____

Date _____

1. Solve using quick tens and ones drawings. Remember to line up your tens and ones and rewrite the number sentence vertically.

a. $39 + 52 =$ _____	b. $48 + 42 =$ _____
c. $47 + 42 =$ _____	d. $47 + 47 =$ _____
e. $68 + 17 =$ _____	f. $68 + 29 =$ _____

2. Solve using quick tens and ones drawings. Remember to line up your tens and ones and rewrite the number sentence vertically.

a. $39 + 32 = \underline{\hspace{2cm}}$	b. $48 + 31 = \underline{\hspace{2cm}}$
c. $43 + 49 = \underline{\hspace{2cm}}$	d. $57 + 38 = \underline{\hspace{2cm}}$
e. $61 + 39 = \underline{\hspace{2cm}}$	f. $68 + 25 = \underline{\hspace{2cm}}$

Name _____

Date _____

Use any method you prefer to solve the problems below.

1. $74 + 21 = \underline{\quad}$

2. $79 + 21 = \underline{\quad}$

3. $46 + 34 = \underline{\quad}$

4. $58 + 34 = \underline{\quad}$

5. $35 + 14 = \underline{\quad}$

6. $35 + 18 = \underline{\quad}$

Name _____

Date _____

Use the strategy you prefer to solve the problems below.

1. $43 + 21 = \underline{\hspace{2cm}}$

2. $43 + 41 = \underline{\hspace{2cm}}$

3. $62 + 38 = \underline{\hspace{2cm}}$

4. $52 + 48 = \underline{\hspace{2cm}}$

5. $75 + 14 = \underline{\hspace{2cm}}$

6. $75 + 16 = \underline{\hspace{2cm}}$

Use the strategy you prefer to solve the problems below.

7.

$29 + 54 = \underline{\quad}$

8.

$27 + 54 = \underline{\quad}$

9.

$38 + 23 = \underline{\quad}$

10.

$58 + 36 = \underline{\quad}$

11.

$49 + 19 = \underline{\quad}$

12.

$28 + 69 = \underline{\quad}$

Name _____

Date _____

1. Use the word bank to label the coin. The front and back of the coin is shown.



penny

nickel

dime

a. _____ b. _____ c. _____

2. Draw more pennies to show the value of each coin.

a.



1

b.

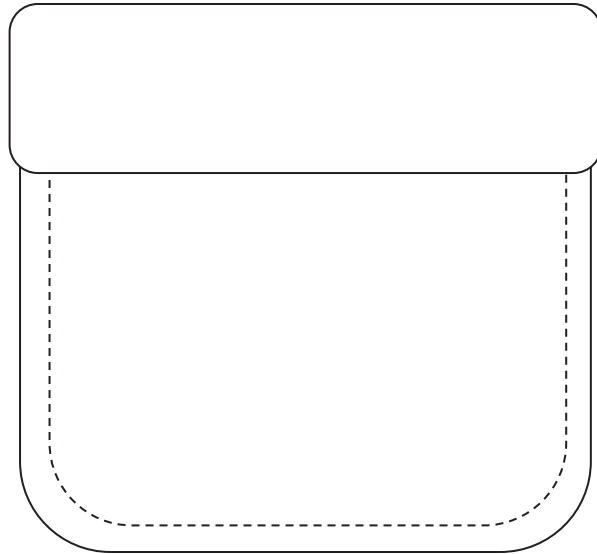
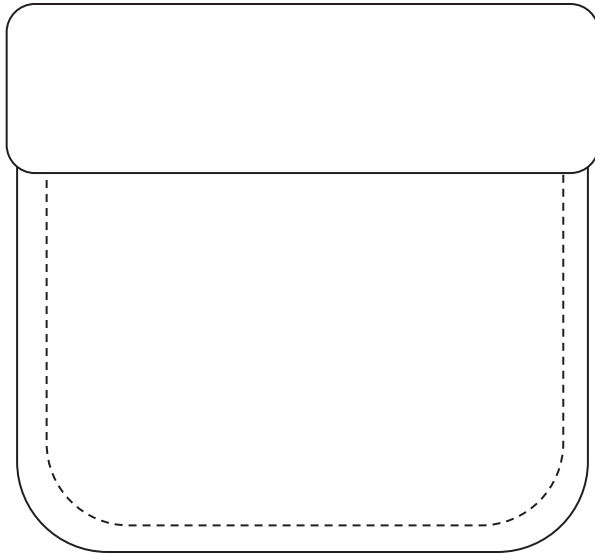


1

3. Kim has 5 cents in her hand. Cross off (x) the hand that cannot be Kim's.



4. Anton has 10 cents in his pocket. One of his coins is a nickel. Draw coins to show two different ways he could have ten cents with the coins he has in his pocket.



5. Emi says she has more money than Kiana. Is she correct? Why or why not?

Emi's Money**Kiana's Money**

Emi is correct / not correct because _____

Name _____

Date _____

1. Use different coin combinations to make 25 cents.

a.	_____ pennies	
b.	_____ dimes _____ pennies	
c.	_____ dimes _____ nickels	
d.	_____ nickels _____ pennies	
e.	_____ nickels	
f.	_____ quarter	


2. Use the word bank to label the coins.

pennies nickels dimes quarters



a. _____ b. _____ c. _____ d. _____

3. Draw different coins to show the value of the coin shown.



4. Match the coin combinations to the coin with the same value.

a.



• •



b.



• •



c.



• •



Name _____

Date _____

1. Use the word bank to label the coins.

quarter dime nickel penny



a. _____

b. _____

c. _____

d. _____

2. Match the coin combinations to the coin on the right with the same value.

a.



•

•



b.



•

•



c.

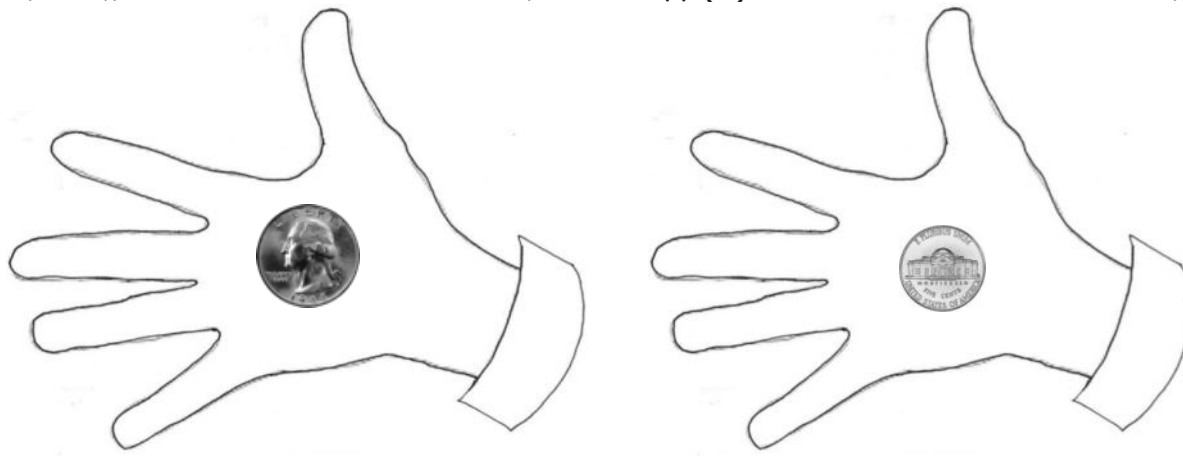


•

•



3. Tamra has 25 cents in her hand. Cross off (x) the hand that cannot be Tamra's.



4. Ben thinks he has more money than Peter. Is he correct? Why or why not?

Ben's Money



Peter's Money



Ben is _____ because _____

5. Solve. Match each statement to the coin that shows the value of the answer.

a. 5 pennies = _____ cents

•

b. 6 cents + 4 cents = _____ cents

•

c. 1 quarter = _____ cents

•

d. 6 cents - 5 cents = _____ cents

•



Name _____

Date _____

1. Add pennies to show the written amount.

a.	8 cents	
b.	30 cents	
c.	10 cents	 
d.	18 cents	   

2. Write the value of each group of coins.

a.



_____ cents

b.



_____ cents

c.



_____ cents

d.



_____ cents

e.



_____ cents

Name _____

Date _____

1. Find the value of each set of coins. Complete the place value chart to match. Write an addition sentence to add the value of the dimes and the value of the pennies.

a.



tens	ones

b.



tens	ones

c.





tens	ones

2. Check the set that shows the correct amount. Fill in the place value chart to match.

a. 80 cents

tens	ones

<div style="border: 1px solid black; height: 20px; width: 40px; margin-bottom: 10px;"></div> 	<div style="border: 1px solid black; height: 20px; width: 40px; margin-bottom: 10px;"></div> 
--	---

b. 100 cents

tens	ones

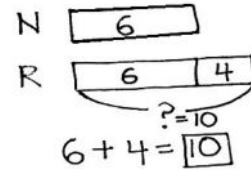
<div style="border: 1px solid black; height: 20px; width: 40px; margin-bottom: 10px;"></div> 	<div style="border: 1px solid black; height: 20px; width: 40px; margin-bottom: 10px;"></div> 
--	---

3. Draw 58 cents using dimes and pennies. Fill in the place value chart.

tens	ones

Name _____

Date _____

Read the word problem.Draw a tape diagram or double tape diagram and label.Write a number sentence and a statement that matches the story.

1. Kiana wrote 3 poems. She wrote 7 fewer than her sister Emi. How many poems did Emi write?

-
2. Maria used 14 beads to make a bracelet. Maria used 4 more beads than Kim. How many beads did Kim use to make her bracelet?

-
3. Peter drew 19 rocket ships. Rose drew 5 fewer rocket ships than Peter. How many rocket ships did Rose draw?

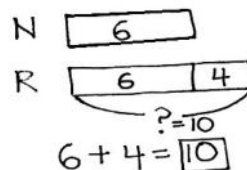
4. During the summer, Ben watched 9 movies. Lee watched 4 more movies than Ben. How many movies did Lee watch?

-
5. Anton's family packed 10 suitcases for vacation. Anton's family packed 3 more suitcases than Fatima's family. How many suitcases did Fatima's family pack?

-
6. Willie painted 9 fewer pictures than Julio. Julio painted 16 pictures. How many pictures did Willie paint?

Name _____

Date _____

Read the word problem.Draw a tape diagram or double tape diagram and label.Write a number sentence and a statement that matches the story.

1. Tony is reading a book with 16 pages. Maria is reading a book that has 10 pages. How much longer is Tony's book than Maria's book?

-
2. Shanika built a block tower using 14 blocks. Tamra built a tower by using 5 more blocks than Shanika. How many blocks did Tamra use to build her tower?

-
3. Darnel walked 10 minutes to get to Kiana's house. The next day, Kiana took a shortcut and walked to Darnel's house in 8 minutes. How much shorter in time was Kiana's walk?

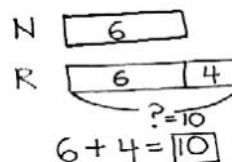
4. Lee read 16 pages in a book. Kim read 4 fewer pages in her book. How many pages did Kim read?

-
5. Nikil's soccer team has 13 players. Nikil has 4 fewer players on his team than Rose's team. How many players are on Rose's team?

-
6. After dinner, Darnel washed 15 spoons. He washed 9 more spoons than forks. How many forks did Darnel wash?

Name _____

Date _____

Read the word problem.Draw a tape diagram or double tape diagram and label.Write a number sentence and a statement that matches the story.

1. Nine letters came in the mail on Monday. Some more letters were delivered on Tuesday. Then, there were 13 letters. How many letters were delivered on Tuesday?

-
2. Ben and Tamra found a total of 18 seeds in their watermelon slices. Ben found 7 seeds in his slice. How many seeds did Tamra find?

-
3. Some children were playing on the playground. Eight children came to join, and now there are 14 children. How many children were on the playground in the beginning?

4. Willie walked for 7 minutes. Peter walked for 14 minutes. How much shorter in time was Willie's walk?



















-
5. Emi saw 12 ants walking in a row. Fran saw 6 more ants than Emi. How many ants did Fran see?

-
6. Shanika has 13 cents in her front pocket. She has 8 fewer cents in her back pocket. How many cents does Shanika have in her back pocket?

Name _____


Date _____

1. Circle the smiley face that shows your level of fluency for each activity.

Activity	I still need some practice.	I can complete, but I still have some questions.	I am fluent.
a.			
b.			
c.			
d.			
e.			
f.			

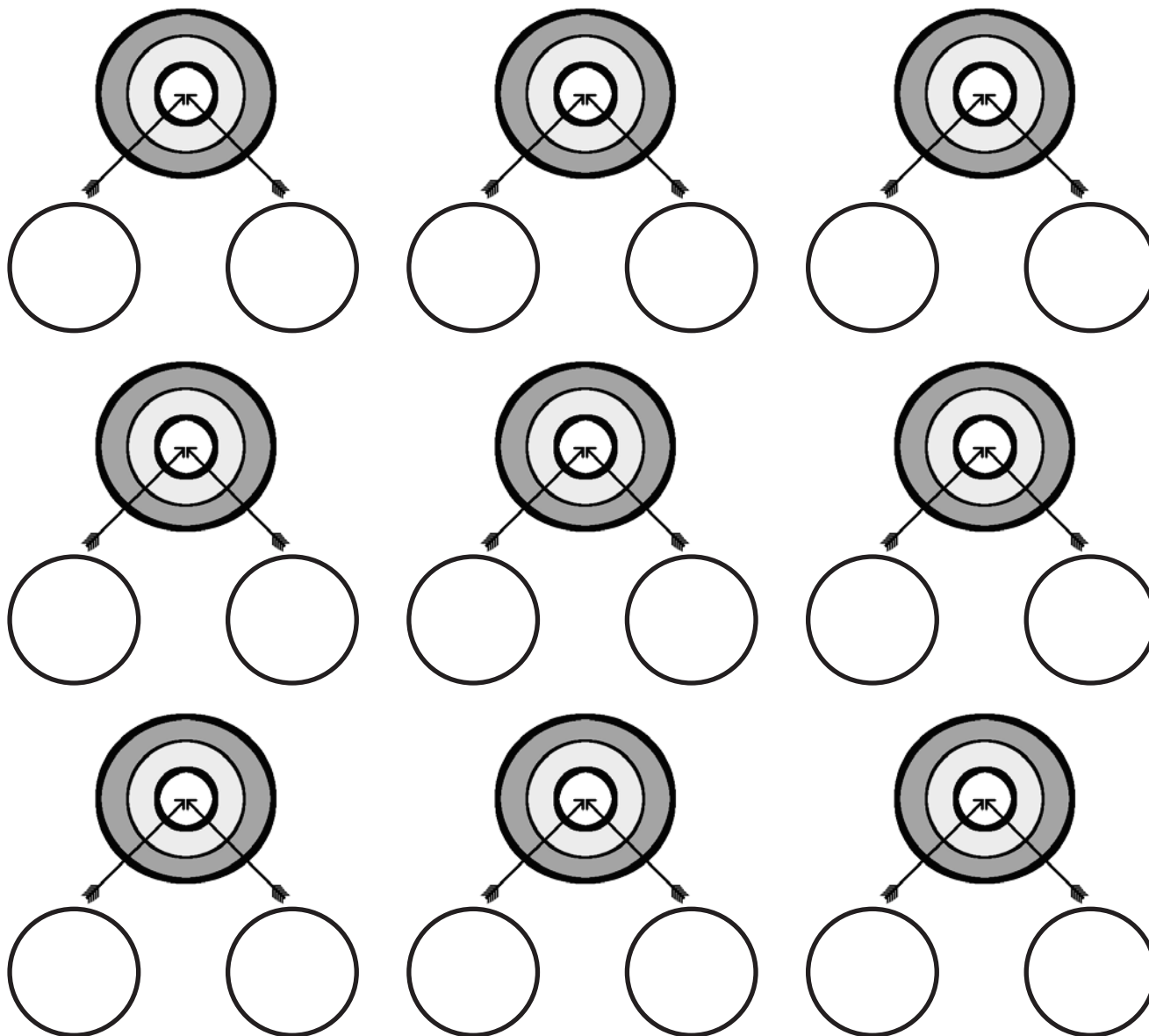
2. Which activity helped you the most in becoming fluent with your facts to 10?

Target Number:



Target Practice

Choose a *target number* between 6 and 10 and write it in the middle of the circle on the top of the page. Roll a die. Write the number rolled in the circle at the end of one of the arrows. Then, make a bull's-eye by writing the number needed to make your target in the other circle.



target practice

Name _____

Date _____

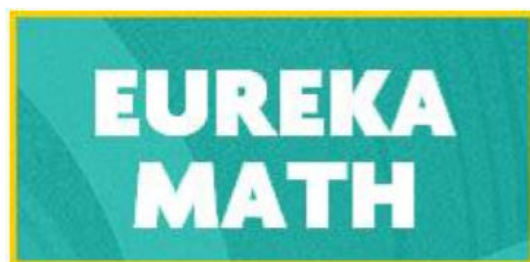


Race to the Top!



2	3	4	5	6	7	8	9	10	11	12

race to the top



Video tutorials: <http://embarc.online>



This work is licensed under a
Creative Commons Attribution-NonCommercial-ShareAlike 3.0 Unported License.