



Exit Tickets


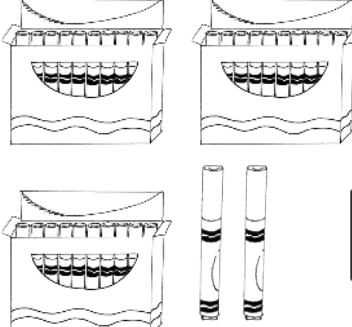

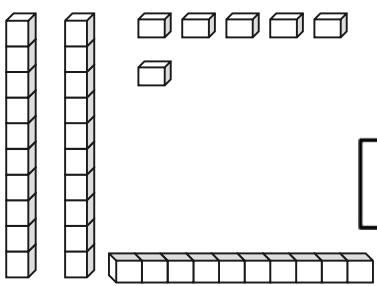


GRADE 1 MODULE 4

Name _____

Date _____

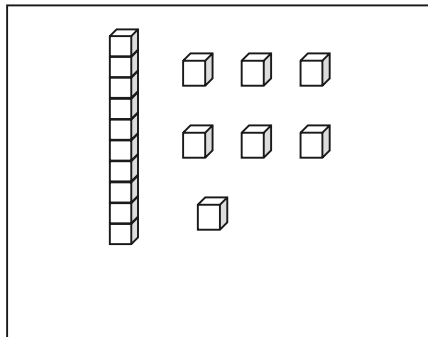
Complete the number bonds.

<p>1.</p>  <p>A number bond with one top box and two bottom boxes.</p>	<p>2.</p>  <p>A number bond with one top box and two bottom boxes.</p>
<p>3.</p>  <p>A number bond with one top box and two bottom boxes.</p>	<p>4.</p>  <p>A number bond with one top box and two bottom boxes.</p>

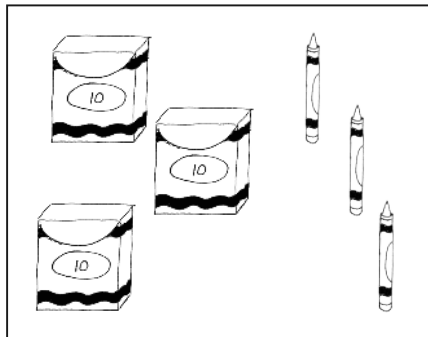
Name _____

Date _____


Match the picture to the place value chart that shows the correct tens and ones.



tens	ones
4	0



tens	ones
1	7



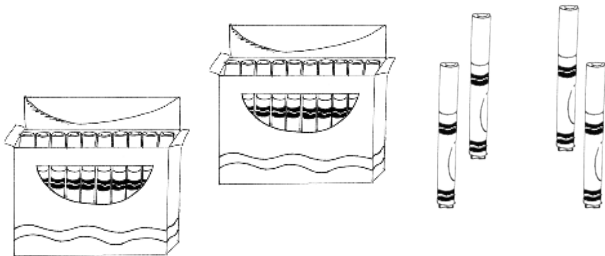
tens	ones
3	3

Name _____

Date _____

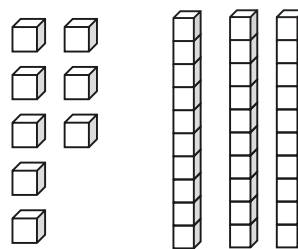
Count as many tens as you can. Complete each statement. Say the numbers and the sentences.

1.



_____ tens _____ ones is the
same as _____ ones.

2.



_____ tens _____ ones is the
same as _____ ones.

Fill in the missing numbers.

3.

27



tens	ones


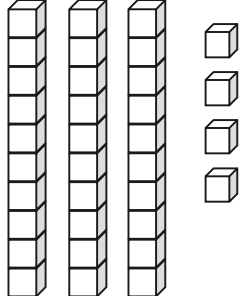
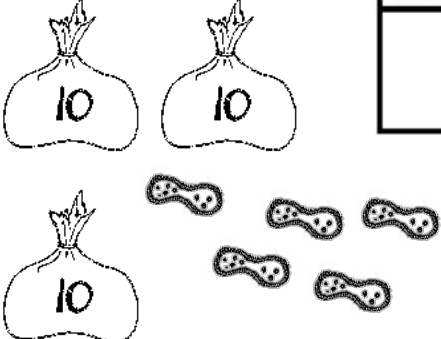
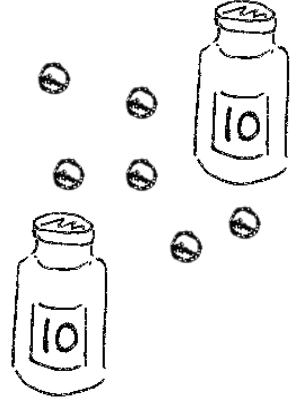


_____ ones

Name _____

Date _____

Write the tens and ones. Then, write an addition sentence to add the tens and ones.

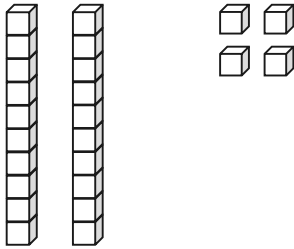
<p>1.</p>  <div style="display: flex; align-items: center; justify-content: center; margin-top: 10px;"> <div style="border: 1px solid black; padding: 5px; margin-right: 10px;">tens</div> <div style="border: 1px solid black; padding: 5px; margin-right: 10px;">ones</div> </div> <div style="border: 1px solid black; width: 100px; height: 100px; margin: 10px auto; position: relative;"> <div style="position: absolute; top: 0; left: 0; width: 50%; height: 50%;"></div> </div> <div style="text-align: center; margin-top: 10px;"> $10 + \underline{\quad} = \underline{\quad}$ </div>	<p>2.</p>  <div style="display: flex; align-items: center; justify-content: center; margin-top: 10px;"> <div style="border: 1px solid black; padding: 5px; margin-right: 10px;">tens</div> <div style="border: 1px solid black; padding: 5px; margin-right: 10px;">ones</div> </div> <div style="border: 1px solid black; width: 100px; height: 100px; margin: 10px auto; position: relative;"> <div style="position: absolute; top: 0; left: 0; width: 50%; height: 50%;"></div> </div> <div style="text-align: center; margin-top: 10px;"> $\underline{\quad} + 4 = \underline{\quad}$ </div>
<p>3.</p>  <div style="display: flex; align-items: center; justify-content: center; margin-top: 10px;"> <div style="border: 1px solid black; padding: 5px; margin-right: 10px;">tens</div> <div style="border: 1px solid black; padding: 5px; margin-right: 10px;">ones</div> </div> <div style="border: 1px solid black; width: 100px; height: 100px; margin: 10px auto; position: relative;"> <div style="position: absolute; top: 0; left: 0; width: 50%; height: 50%;"></div> </div> <div style="text-align: center; margin-top: 10px;"> $\underline{\quad} = 30 + \underline{\quad}$ </div>	<p>4.</p>  <div style="display: flex; align-items: center; justify-content: center; margin-top: 10px;"> <div style="border: 1px solid black; padding: 5px; margin-right: 10px;">tens</div> <div style="border: 1px solid black; padding: 5px; margin-right: 10px;">ones</div> </div> <div style="border: 1px solid black; width: 100px; height: 100px; margin: 10px auto; position: relative;"> <div style="position: absolute; top: 0; left: 0; width: 50%; height: 50%;"></div> </div> <div style="text-align: center; margin-top: 10px;"> $\underline{\quad} = 6 + \underline{\quad}$ </div>

Name _____

Date _____

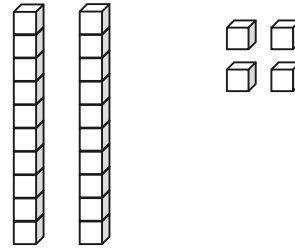
Draw 1 more or 10 more. You may use a quick ten to show 10 more.

1.



1 more than 24 is _____.

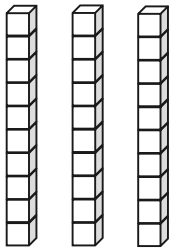
2.



10 more than 24 is _____.

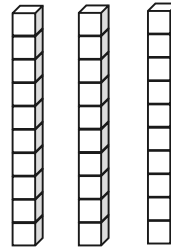
Cross off (x) to show 1 less or 10 less.

3.



10 less than 30 is _____.

4.



1 less than 30 is _____.

Name _____

Date _____


Fill in the blank. Draw or cross off tens or ones as needed.

1.



10 more than 23 is _____.

2.



1 more than 13 is _____.

3.



10 less than 31 is _____.

4.

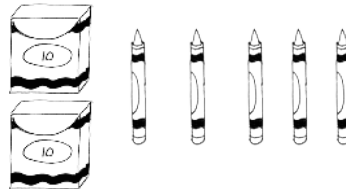


1 less than 14 is _____.

Name _____

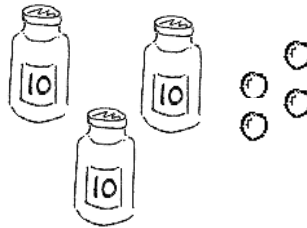
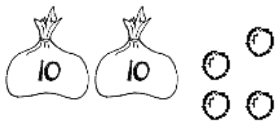
Date _____

1. Write the number of items in each set. Then, circle the set that is *greater* in number. Write a statement to compare the two sets.



_____ is greater than _____.

2. Write the number of items in each set. Then, circle the set that is *less* in number. Say a statement to compare the two sets.



_____ is less than _____.

3. Circle the set of coins that has a greater value.



4. Circle the set of coins that has less value.



Name _____

Date _____

1. Write the numbers in order from *greatest* to *least*.

	40	
39		29
	30	

2. Complete the sentence frames using the phrases from the word bank to compare the two numbers.

Word Bank

a. 17 _____ 24

is greater than
is less than
is equal to










b. 23 _____ 2 tens 3 ones

c. 29 _____ 20

Name _____

Date _____

Write the numbers in the blanks so that the alligator is eating the greater number.
Read the number sentence, using *is greater than*, *is less than*, or *is equal to*. Remember to start with the number on the left.

a. 12 10 ____  ____	b. 22 24 ____  ____	c. 17 25 ____  ____
d. 13 3 ____  ____	e. 27 28 ____  ____	f. 30 21 ____  ____
g. 12 21 ____  ____	h. 31 13 ____  ____	i. 32 23 ____  ____

Name _____

Date _____

Circle the correct words to make the sentence true. Use $>$, $<$, or $=$ and numbers to write a true number sentence.

<p>a.</p> <div style="display: flex; justify-content: space-between;">29<div style="border: 1px solid black; padding: 5px; text-align: center;"><p>is greater than</p><p>is less than</p><p>is equal to</p></div>2 tens 6 ones</div> <div style="display: flex; align-items: center; justify-content: center; margin-top: 20px;"><div style="flex: 1; border-bottom: 1px solid black;"></div><div style="font-size: 2em; margin: 0 10px;">○</div><div style="flex: 1; border-bottom: 1px solid black;"></div></div>	<p>b.</p> <div style="display: flex; justify-content: space-between;">1 ten 8 ones<div style="border: 1px solid black; padding: 5px; text-align: center;"><p>is greater than</p><p>is less than</p><p>is equal to</p></div>19</div> <div style="display: flex; align-items: center; justify-content: center; margin-top: 20px;"><div style="flex: 1; border-bottom: 1px solid black;"></div><div style="font-size: 2em; margin: 0 10px;">○</div><div style="flex: 1; border-bottom: 1px solid black;"></div></div>
<p>c.</p> <div style="display: flex; justify-content: space-between;">2 tens 9 ones<div style="border: 1px solid black; padding: 5px; text-align: center;"><p>is greater than</p><p>is less than</p><p>is equal to</p></div>40</div> <div style="display: flex; align-items: center; justify-content: center; margin-top: 20px;"><div style="flex: 1; border-bottom: 1px solid black;"></div><div style="font-size: 2em; margin: 0 10px;">○</div><div style="flex: 1; border-bottom: 1px solid black;"></div></div>	<p>d.</p> <div style="display: flex; justify-content: space-between;">39<div style="border: 1px solid black; padding: 5px; text-align: center;"><p>is greater than</p><p>is less than</p><p>is equal to</p></div>4 tens 0 ones</div> <div style="display: flex; align-items: center; justify-content: center; margin-top: 20px;"><div style="flex: 1; border-bottom: 1px solid black;"></div><div style="font-size: 2em; margin: 0 10px;">○</div><div style="flex: 1; border-bottom: 1px solid black;"></div></div>

Name _____

Date _____

Complete the number bonds and number sentences.

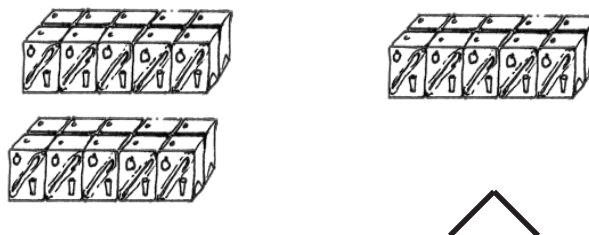
1.



$$1 \text{ ten} + 1 \text{ ten} = \underline{\hspace{2cm}} \text{ tens}$$

$$\underline{\hspace{2cm}} + \underline{\hspace{2cm}} = \underline{\hspace{2cm}} 20$$

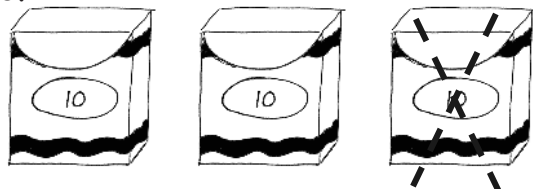
2.



$$\underline{\hspace{2cm}} \text{ tens} = \underline{\hspace{2cm}} \text{ tens} + \underline{\hspace{2cm}} \text{ ten}$$

$$\underline{\hspace{2cm}} = \underline{\hspace{2cm}} + \underline{\hspace{2cm}}$$

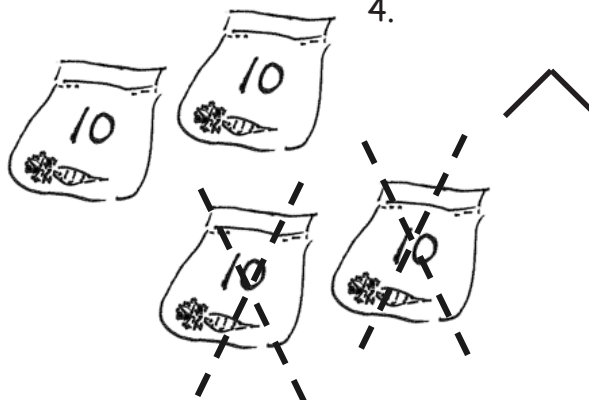
3.



$$\underline{\hspace{2cm}} \text{ tens} - \underline{\hspace{2cm}} \text{ ten} = \underline{\hspace{2cm}} \text{ tens}$$

$$\underline{\hspace{2cm}} - \underline{\hspace{2cm}} = \underline{\hspace{2cm}}$$

4.



$$\underline{\hspace{2cm}} \text{ tens} - \underline{\hspace{2cm}} \text{ tens} = \underline{\hspace{2cm}} \text{ tens}$$

$$\underline{\hspace{2cm}} - \underline{\hspace{2cm}} = \underline{\hspace{2cm}}$$

Name _____

Date _____

Complete the number sentences. Use quick tens, the arrow way, or coins to show your thinking.

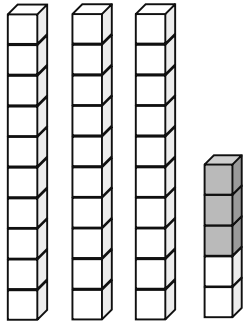
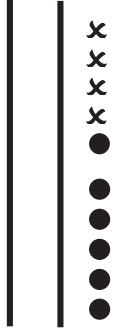
$$28 + 10 = \underline{\hspace{2cm}}$$

$$14 + 20 = \underline{\hspace{2cm}}$$



Name _____

Date _____

Fill in the place value chart, and write a number sentence to match the picture.

<p>1.</p>  <div style="display: flex; align-items: center; margin-top: 20px;"> <table border="1" style="border-collapse: collapse; text-align: center;"> <tr> <th style="padding: 5px;">tens</th> <th style="padding: 5px;">ones</th> </tr> <tr> <td style="height: 40px;"></td> <td style="height: 40px;"></td> </tr> </table> <div style="margin: 0 20px;">+ = </div> </div>	tens	ones			<p>2.</p>  <div style="display: flex; align-items: center; margin-top: 20px;"> <table border="1" style="border-collapse: collapse; text-align: center;"> <tr> <th style="padding: 5px;">tens</th> <th style="padding: 5px;">ones</th> </tr> <tr> <td style="height: 40px;"></td> <td style="height: 40px;"></td> </tr> </table> <div style="margin: 0 20px;">+ = </div> </div>	tens	ones		
tens	ones								
tens	ones								

Draw quick tens, ones, and number bonds to solve. Complete the place value chart.

<p>3.</p> <div style="display: flex; align-items: center; margin-bottom: 20px;"> <div style="text-align: center; margin-right: 20px;"> $33 + 6 = \underline{\quad}$  </div> <table border="1" style="border-collapse: collapse; text-align: center;"> <tr> <th style="padding: 5px;">tens</th> <th style="padding: 5px;">ones</th> </tr> <tr> <td style="height: 40px;"></td> <td style="height: 40px;"></td> </tr> </table> </div>	tens	ones			<p>4.</p> <div style="display: flex; align-items: center; margin-bottom: 20px;"> <div style="text-align: center; margin-right: 20px;"> $23 + 7 = \underline{\quad}$  </div> <table border="1" style="border-collapse: collapse; text-align: center;"> <tr> <th style="padding: 5px;">tens</th> <th style="padding: 5px;">ones</th> </tr> <tr> <td style="height: 40px;"></td> <td style="height: 40px;"></td> </tr> </table> </div>	tens	ones		
tens	ones								
tens	ones								

Name _____

Date _____

Draw quick tens and ones. Complete the number sentence and place value chart.

<p>1.</p> $17 + 1 = \underline{\hspace{2cm}}$ <table border="1" style="margin-left: auto; margin-right: auto;"><tr><th style="padding: 2px 5px;">tens</th><th style="padding: 2px 5px;">ones</th></tr><tr><td style="height: 40px;"></td><td style="height: 40px;"></td></tr></table>	tens	ones			<p>2.</p> $17 + 3 = \underline{\hspace{2cm}}$ <table border="1" style="margin-left: auto; margin-right: auto;"><tr><th style="padding: 2px 5px;">tens</th><th style="padding: 2px 5px;">ones</th></tr><tr><td style="height: 40px;"></td><td style="height: 40px;"></td></tr></table>	tens	ones			<p>3.</p> $17 + 6 = \underline{\hspace{2cm}}$ <table border="1" style="margin-left: auto; margin-right: auto;"><tr><th style="padding: 2px 5px;">tens</th><th style="padding: 2px 5px;">ones</th></tr><tr><td style="height: 40px;"></td><td style="height: 40px;"></td></tr></table>	tens	ones		
tens	ones													
tens	ones													
tens	ones													



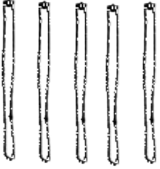


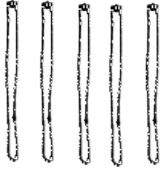



Make a number bond to solve. Show your thinking with number sentences or the arrow way. Complete the place value chart.

<p>4.</p> $32 + 7 = \underline{\hspace{2cm}}$ <table border="1" style="margin-left: auto; margin-right: auto;"><tr><th style="padding: 2px 5px;">tens</th><th style="padding: 2px 5px;">ones</th></tr><tr><td style="height: 40px;"></td><td style="height: 40px;"></td></tr></table>	tens	ones			<p>5.</p> $26 + 9 = \underline{\hspace{2cm}}$ <table border="1" style="margin-left: auto; margin-right: auto;"><tr><th style="padding: 2px 5px;">tens</th><th style="padding: 2px 5px;">ones</th></tr><tr><td style="height: 40px;"></td><td style="height: 40px;"></td></tr></table>	tens	ones		
tens	ones								
tens	ones								

Name _____

Date _____

1. Solve the problems.

a.				$7 + 5 = \underline{\quad}$
b.				$17 + 5 = \underline{\quad}$
c.				$27 + 5 = \underline{\quad}$

Solve the problems.

2. a. $5 + 3 = \underline{\quad}$

3. a. $5 + 8 = \underline{\quad}$

b. $15 + 3 = \underline{\quad}$

b. $15 + 8 = \underline{\quad}$

c. $25 + 3 = \underline{\quad}$

c. $25 + 8 = \underline{\quad}$

d. $35 + 3 = \underline{\quad}$

Name _____

Date _____

Solve using quick ten drawings to show your work.

1. $24 + 5$

2. $14 + 20$

Draw number bonds to solve.

3. $19 + 20$

4. $36 + 3$

5. Draw dimes and pennies to help you solve the addition problem.

$13 + 20$

Name _____

Date _____

Find the totals using quick ten drawings or number bonds.

1. $17 + 8 = \underline{\hspace{2cm}}$	2. $28 + 7 = \underline{\hspace{2cm}}$
3. $24 + 10 = \underline{\hspace{2cm}}$	4. $19 + 20 = \underline{\hspace{2cm}}$

Name _____

Date _____

Circle the work that correctly solves the addition problem.

$$17 + 9$$

a.

$$17 + 9$$
$$3 \quad 6$$
$$17 + 3 = 20$$
$$20 + 6 = 26$$

b.

$$17 + 9$$
$$20 + 5 = 25$$

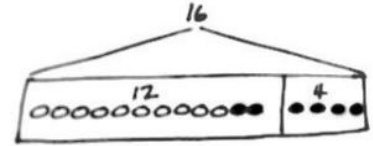
c.

$$17 + 9$$
$$17 \xrightarrow{+3} 20 \xrightarrow{+6} 26$$

- d. Fix the work that was incorrect by making a new drawing in the space below with the matching number sentence.

Name _____

Date _____

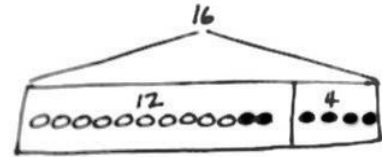
Read the word problem.Draw a tape diagram and label.Write a number sentence and a statement that matches the story.

Peter counted 14 ladybugs in a garden, and Lee counted 6 ladybugs outside of the garden. How many ladybugs did they count in all?

They counted _____ ladybugs.

Name _____

Date _____

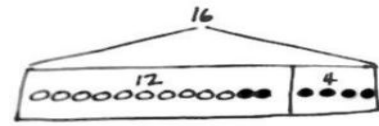
Read the word problem.Draw a tape diagram and label.Write a number sentence and a statement that matches the story.

There were 6 turtles in the tank. Dad bought some more turtles. Now, there are 12 turtles. How many turtles did Dad buy?

Dad bought _____ turtles.

Name _____

Date _____

Read the word problem.Draw a tape diagram and label.Write a number sentence and a statement that matches the story.

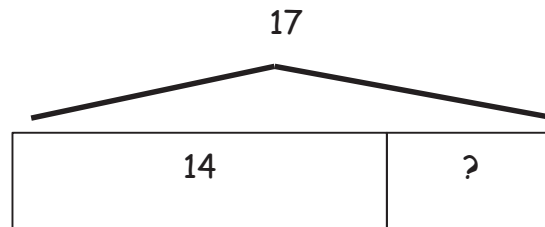
Shanika read some pages on Monday. On Tuesday, she read 6 pages. She read 13 pages during the 2 days. How many pages did she read on Monday?

Shanika read _____ pages on Monday.

Name _____

Date _____

Circle the 2 story problems that match the tape diagram.



- a. There are 14 ants on the picnic blanket. Then, some more ants came over. Now, there are 17 ants on the picnic blanket. How many ants came over?
- b. 14 children are on the playground from one class. Then, 17 children from another class came to the playground. How many children are on the playground now?
- c. 17 grapes were on the plate. Willie ate 14 grapes. How many grapes are on the plate now?

Name _____

Date _____

1. Match the place value charts that show the same amount.

a.

tens	ones
2	12

tens	ones
2	16

b.

tens	ones
2	8

tens	ones
1	18

c.

tens	ones
3	6

tens	ones
3	2

2. Tamra says that 24 is the same as 1 ten 14 ones, and Willie says that 24 is the same as 2 tens 14 ones. Draw quick tens to show if Tamra or Willie is correct.

Name _____

Date _____

Solve using number bonds. Write the two number sentences that show that you added the ten first.

1. $13 + 26 = \underline{\hspace{2cm}}$



$$\underline{\hspace{2cm}} + \underline{\hspace{2cm}} = \underline{\hspace{2cm}}$$

$$\underline{\hspace{2cm}} + \underline{\hspace{2cm}} = \underline{\hspace{2cm}}$$

2. $19 + 21 = \underline{\hspace{2cm}}$



$$\underline{\hspace{2cm}} + \underline{\hspace{2cm}} = \underline{\hspace{2cm}}$$

$$\underline{\hspace{2cm}} + \underline{\hspace{2cm}} = \underline{\hspace{2cm}}$$

Name _____ Date _____

Solve using number bonds. Write the 2 number sentences to record what you did.

a.

$12 + 27 = \underline{\hspace{2cm}}$

b.

$21 + 19 = \underline{\hspace{2cm}}$

Name _____

Date _____

1. Solve using number bonds to add ten first. Write the 2 number sentences that helped you.

<p>a. $15 + 19 = \underline{\quad}$</p> <p style="text-align: center;">^</p> <p>$\underline{\quad} + \underline{\quad} = \underline{\quad}$</p> <p>$\underline{\quad} + \underline{\quad} = \underline{\quad}$</p>	<p>b. $19 + 17 = \underline{\quad}$</p> <p style="text-align: center;">^</p> <p>$\underline{\quad} + \underline{\quad} = \underline{\quad}$</p> <p>$\underline{\quad} + \underline{\quad} = \underline{\quad}$</p>
--	--

2. Solve using number bonds to make a ten. Write the 2 number sentences that helped you.

<p>a. $15 + 19 = \underline{\quad}$</p> <p style="text-align: center;">^</p> <p>$\underline{\quad} + \underline{\quad} = \underline{\quad}$</p> <p>$\underline{\quad} + \underline{\quad} = \underline{\quad}$</p>	<p>b. $19 + 17 = \underline{\quad}$</p> <p style="text-align: center;">^</p> <p>$\underline{\quad} + \underline{\quad} = \underline{\quad}$</p> <p>$\underline{\quad} + \underline{\quad} = \underline{\quad}$</p>
--	--

Name _____ Date _____

Solve using number bonds with pairs of number sentences. You may draw quick tens and some ones to help you.

a. $16 + 15 = \underline{\quad}$	b. $17 + 13 = \underline{\quad}$
c. $16 + 16 = \underline{\quad}$	d. $17 + 15 = \underline{\quad}$

Name _____ Date _____

Solve using quick tens and ones, number bonds, or the arrow way.

a. $12 + 16 = \underline{\quad}$

b. $26 + 14 = \underline{\quad}$

c. $18 + 16 = \underline{\quad}$

d. $19 + 17 = \underline{\quad}$

Name _____ Date _____

Solve using quick ten drawings, number bonds, or the arrow way.

a. $18 + 14 = \underline{\quad}$	b. $14 + 23 = \underline{\quad}$
c. $28 + 12 = \underline{\quad}$	d. $19 + 21 = \underline{\quad}$