

EUREKA MATH

A STORY OF UNITS



Mathematics Curriculum



Grade 1 • MODULE 1

Sums and Differences to 10

Homework

Info for parents: <http://bit.ly/eureka1m1>

Video tutorials: <http://embarc.online>

Version 3



Table of Contents

GRADE 1 • MODULE 1





Sums and Differences to 10

Module Overview	i
Topic A: Embedded Numbers and Decompositions	1.A.1
Topic B: Counting On from Embedded Numbers	1.B.1
Topic C: Addition Word Problems	1.C.1
Topic D: Strategies for Counting On	1.D.1
Topic E: The Commutative Property of Addition and the Equal Sign	1.E.1
Topic F: Development of Addition Fluency Within 10	1.F.1
Topic G: Subtraction as an Unknown Addend Problem	1.G.1
Topic H: Subtraction Word Problems	1.H.1
Topic I: Decomposition Strategies for Subtraction	1.I.1
Topic J: Development of Subtraction Fluency Within 10	1.J.1
Module Assessments	1.S.1





Name _____

Date _____

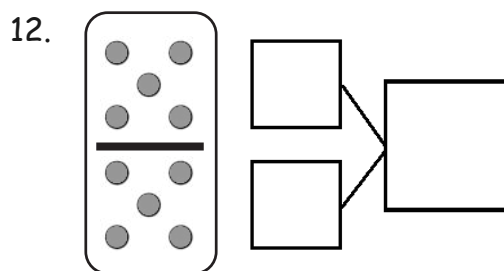
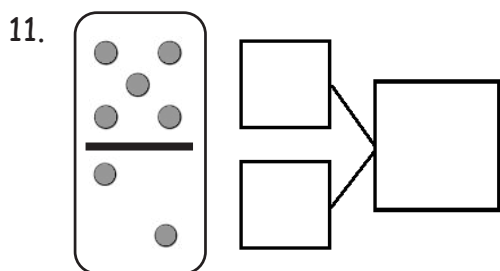
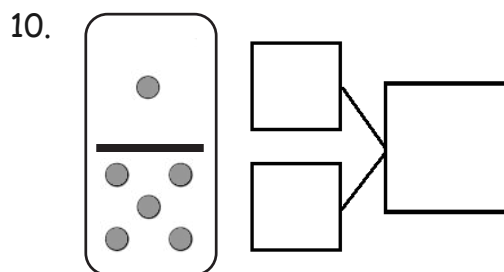
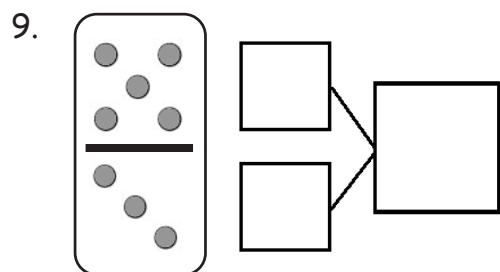
Circle 5, and then make a number bond.

<p>1.</p>  <div style="display: flex; align-items: center;"> <div style="border: 1px solid black; width: 40px; height: 40px; margin-right: 10px;"></div> <div style="display: flex; flex-direction: column; align-items: center;"> <div style="border: 1px solid black; width: 40px; height: 40px; margin-bottom: 5px;"></div> <div style="display: flex; gap: 5px;"> <div style="border: 1px solid black; width: 30px; height: 30px; text-align: center; line-height: 30px;">5</div> <div style="border: 1px solid black; width: 30px; height: 30px;"></div> </div> </div> </div>	<p>2.</p>  <div style="display: flex; align-items: center;"> <div style="border: 1px solid black; width: 40px; height: 40px; margin-right: 10px;"></div> <div style="display: flex; flex-direction: column; align-items: center;"> <div style="border: 1px solid black; width: 40px; height: 40px; margin-bottom: 5px;"></div> <div style="display: flex; gap: 5px;"> <div style="border: 1px solid black; width: 30px; height: 30px; text-align: center; line-height: 30px;">5</div> <div style="border: 1px solid black; width: 30px; height: 30px;"></div> </div> </div> </div>
<p>3.</p>  <div style="display: flex; align-items: center;"> <div style="border: 1px solid black; width: 40px; height: 40px; margin-right: 10px;"></div> <div style="display: flex; flex-direction: column; align-items: center;"> <div style="border: 1px solid black; width: 40px; height: 40px; margin-bottom: 5px;"></div> <div style="display: flex; gap: 5px;"> <div style="border: 1px solid black; width: 30px; height: 30px; text-align: center; line-height: 30px;">5</div> <div style="border: 1px solid black; width: 30px; height: 30px;"></div> </div> </div> </div>	<p>4.</p>  <div style="display: flex; align-items: center;"> <div style="border: 1px solid black; width: 40px; height: 40px; margin-right: 10px;"></div> <div style="display: flex; flex-direction: column; align-items: center;"> <div style="border: 1px solid black; width: 40px; height: 40px; margin-bottom: 5px;"></div> <div style="display: flex; gap: 5px;"> <div style="border: 1px solid black; width: 30px; height: 30px;"></div> <div style="border: 1px solid black; width: 30px; height: 30px;"></div> </div> </div> </div>

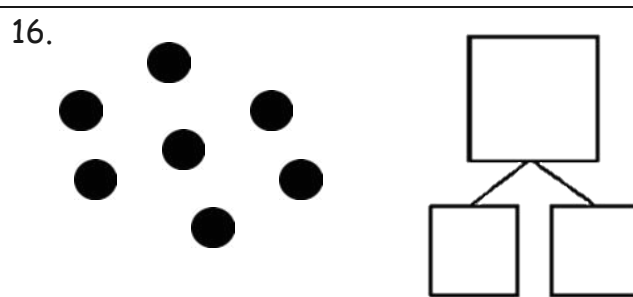
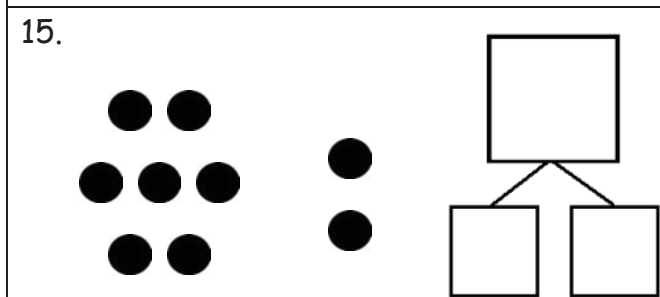
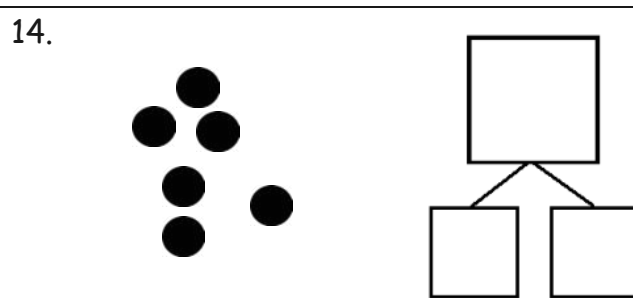
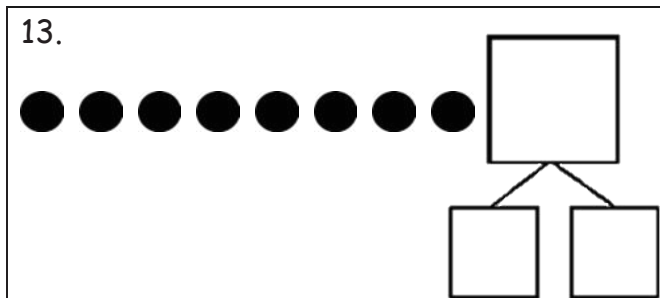
Make a number bond that shows 5 as one part.

<p>5.</p>  <div style="display: flex; align-items: center;"> <div style="display: flex; flex-direction: column; gap: 10px;"> <div style="border: 1px solid black; width: 40px; height: 40px;"></div> <div style="border: 1px solid black; width: 40px; height: 40px;"></div> </div> <div style="font-size: 2em; margin: 0 10px;">}</div> <div style="border: 1px solid black; width: 60px; height: 60px;"></div> </div>	<p>6.</p>  <div style="display: flex; align-items: center;"> <div style="display: flex; flex-direction: column; gap: 10px;"> <div style="border: 1px solid black; width: 40px; height: 40px;"></div> <div style="border: 1px solid black; width: 40px; height: 40px;"></div> </div> <div style="font-size: 2em; margin: 0 10px;">}</div> <div style="border: 1px solid black; width: 60px; height: 60px;"></div> </div>
<p>7.</p>  <div style="display: flex; align-items: center;"> <div style="display: flex; flex-direction: column; gap: 10px;"> <div style="border: 1px solid black; width: 40px; height: 40px;"></div> <div style="border: 1px solid black; width: 40px; height: 40px;"></div> </div> <div style="font-size: 2em; margin: 0 10px;">}</div> <div style="border: 1px solid black; width: 60px; height: 60px;"></div> </div>	<p>8.</p>  <div style="display: flex; align-items: center;"> <div style="display: flex; flex-direction: column; gap: 10px;"> <div style="border: 1px solid black; width: 40px; height: 40px;"></div> <div style="border: 1px solid black; width: 40px; height: 40px;"></div> </div> <div style="font-size: 2em; margin: 0 10px;">}</div> <div style="border: 1px solid black; width: 60px; height: 60px;"></div> </div>

Make a number bond for the dominoes.



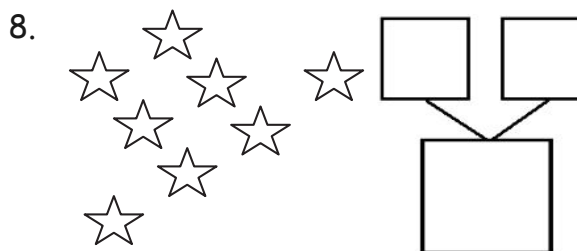
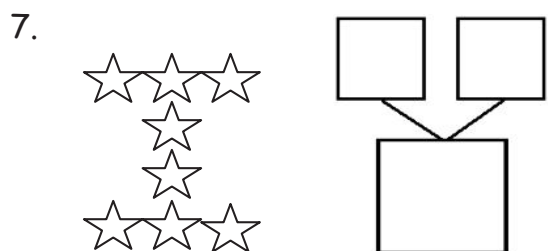
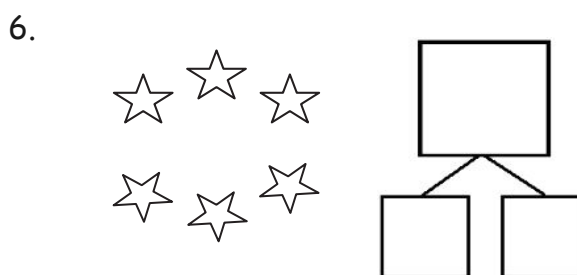
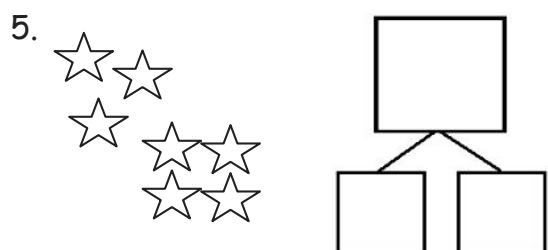
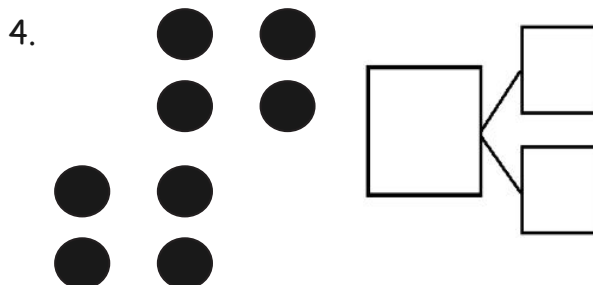
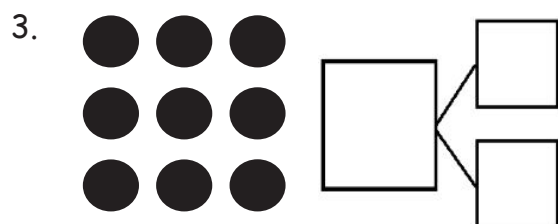
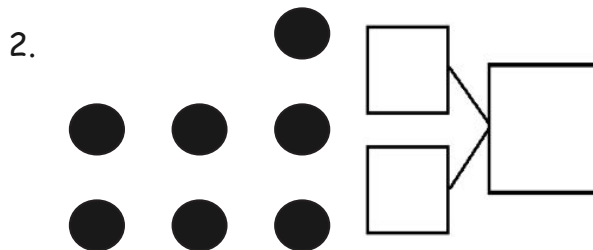
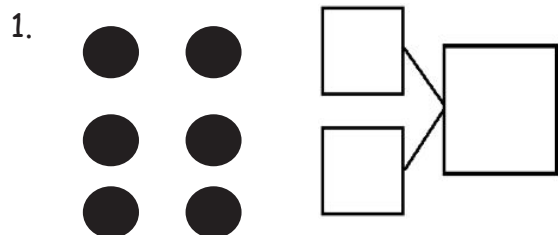
Circle 5 and count. Then, make a number bond.



Name _____

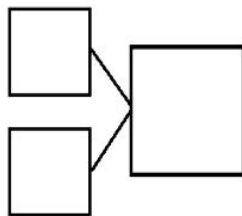
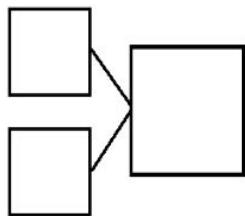

Date _____

Circle 2 parts you see. Make a number bond to match.

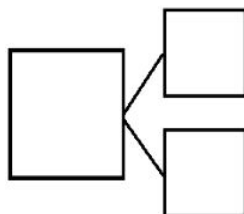
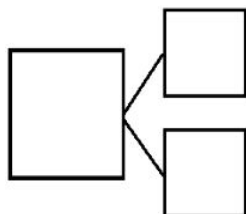


How many animals do you see? Write at least 2 different number bonds to show different ways to break apart the total.

9.



10.




Name _____

Date _____

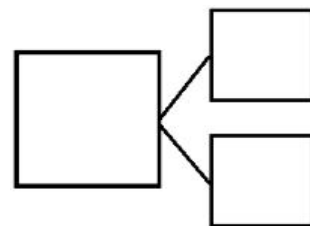
How many objects do you see? Draw one more. How many objects are there now?

1.



1 more than 9 is ____.

$$9 + 1 = \underline{\quad}$$

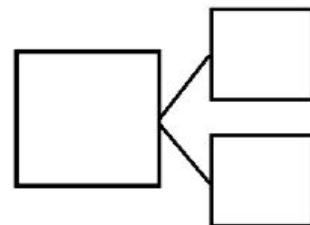


2.

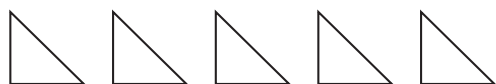


____ is 1 more than 7.

$$\underline{\quad} = 7 + 1$$

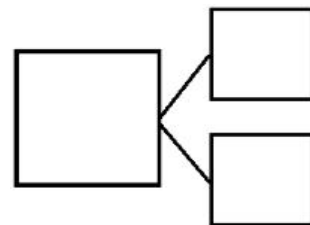


3.




____ is 1 more than 5.

$$\underline{\quad} = 5 + 1$$

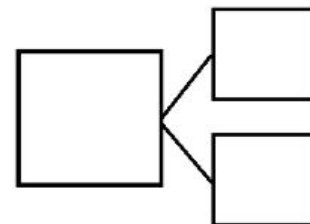


4.



1 more than 8 is ____.

$$\underline{\quad} + 1 = \underline{\quad}$$

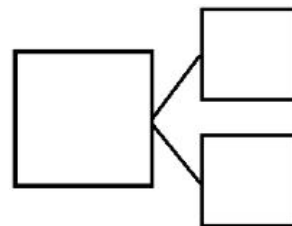


5. Imagine adding 1 more pencil to the picture.
Then, write the numbers to match how many pencils there will be.



1 more than 5 is _____.

$$5 + 1 = \underline{\hspace{2cm}}$$

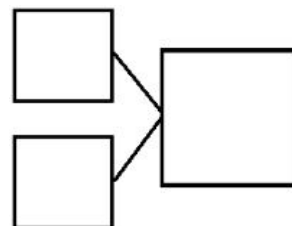


6. Imagine adding 1 more flower to the picture.
Then, write the numbers to match how many flowers there will be.



_____ is 1 more than 8.

$$\underline{\hspace{2cm}} + 1 = \underline{\hspace{2cm}}$$

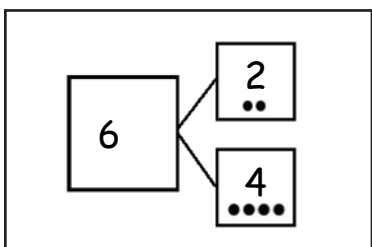


Name _____

Date _____

Today, we learned the different combinations that make 6. For homework, cut out the flashcards below, and write the number sentences that you learned today on the back. Keep these flashcards in the place where you do your homework to practice ways to make 6 until you know them really well! As we continue to learn different ways to make 7, 8, 9, and 10 in the upcoming days, continue to make new flashcards.

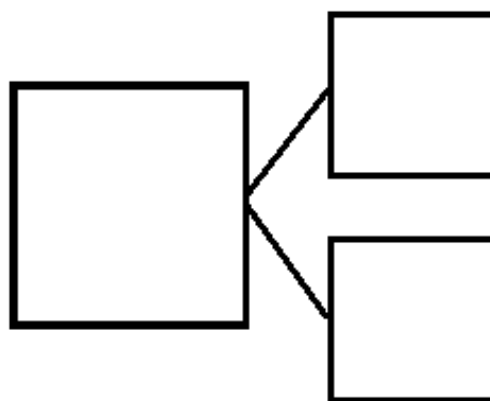
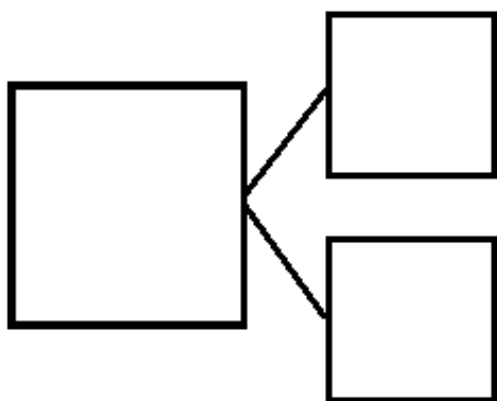
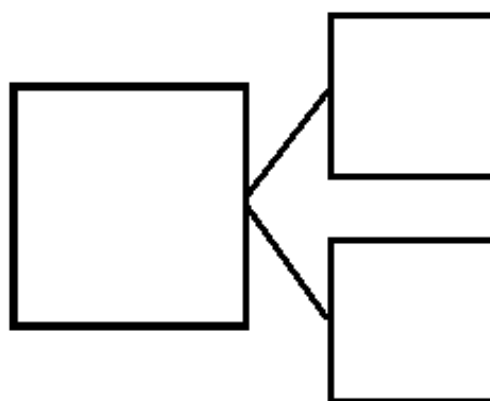
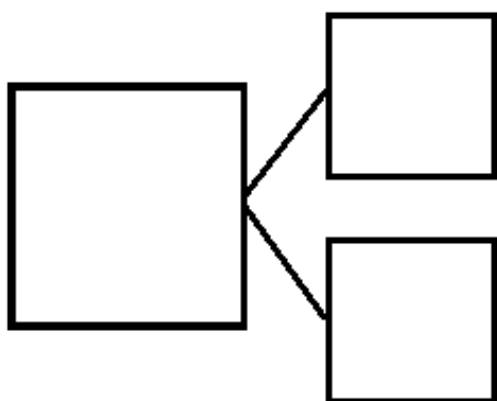
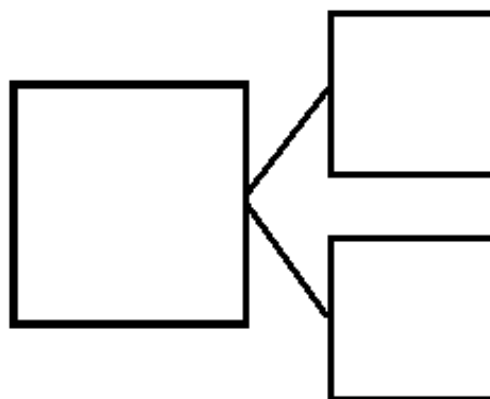
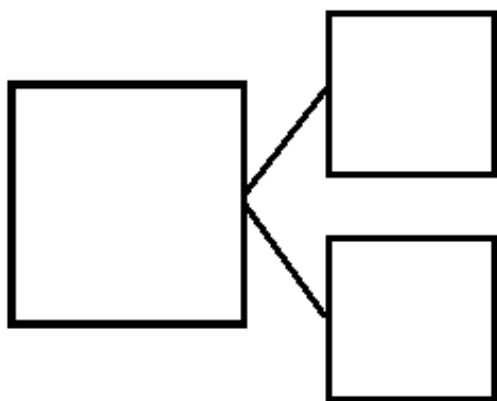
*Note to families: Be sure students make each of the combinations that make 6. The flashcards can look something like this:



Front of Card

$$2 + 4 = 6$$

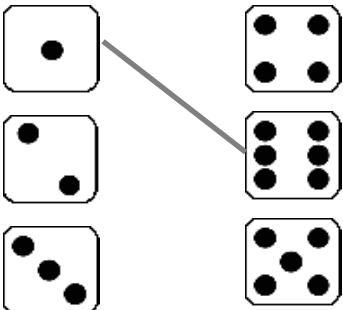
Back of Card





Name _____

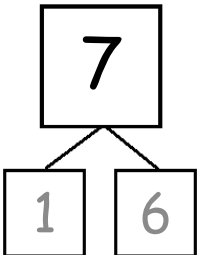
Date _____

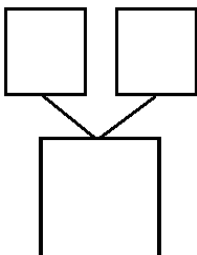
1. Match the dice to show different ways to make 7. Then, draw a number bond for each pair of dice.

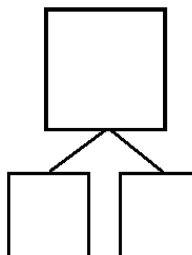
a. 

b. 

c. 

a. 

b. 

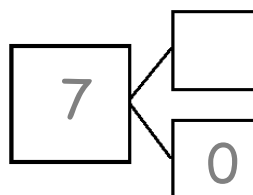
c. 

2. Make 2 number sentences. Use the number bonds above for help.

$$\square + \square = 7$$

$$7 = \square + \square$$

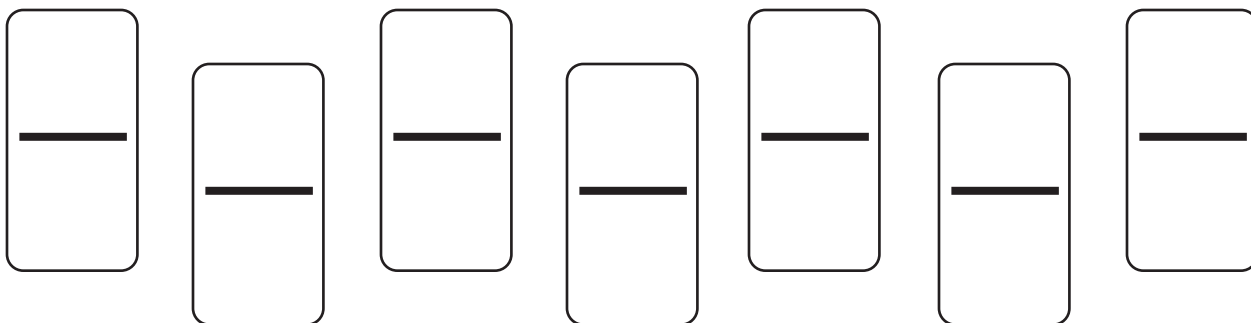
3. Fill in the missing number in the number bond. Then, write addition number sentences for the number bond you made.



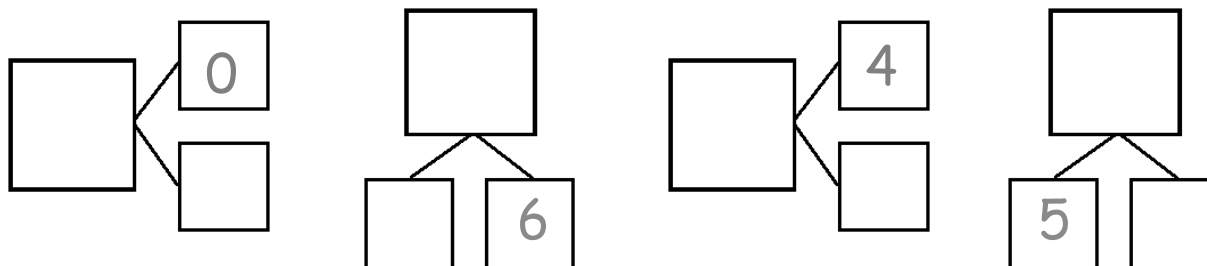
$$7 = \square + \square$$

$$7 = \square + \square$$

4. Color the dominoes that make 7.



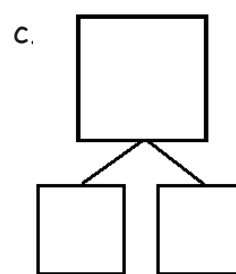
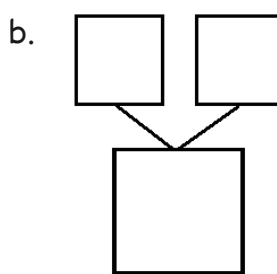
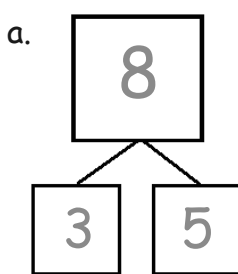
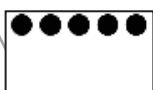
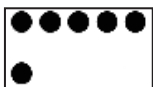
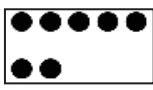
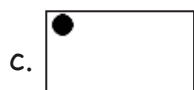
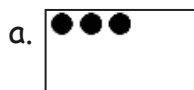
5. Complete the number bonds for the dominoes you colored.



Name _____

Date _____

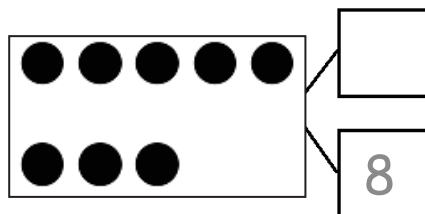
1. Match the dots to show different ways to make 8. Then, draw a number bond for each pair.



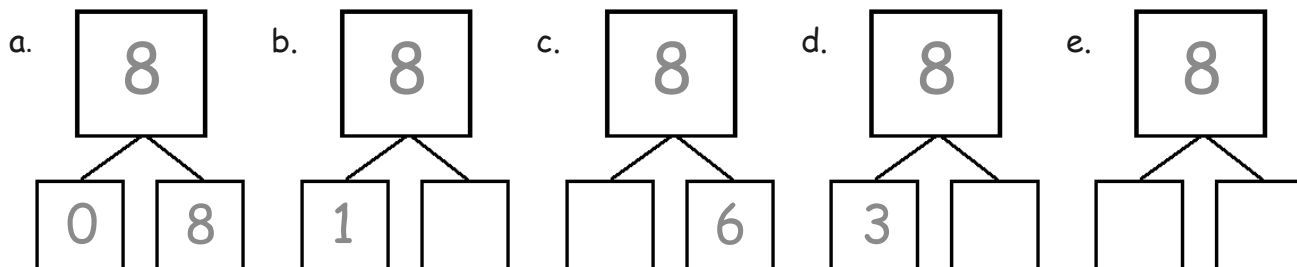
2. Show 2 ways to make 8. Use the number bonds above for help.



3. Fill in the missing number in the number bond. Write 2 addition sentences for the number bond you made. Notice where the equal sign is to make your sentence true.

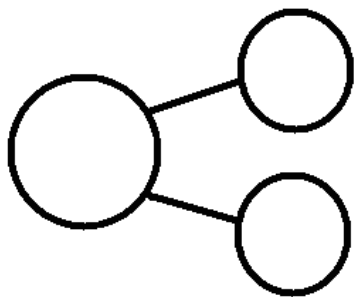


4. These number bonds are in an order starting with the smallest part first. Write to show which number bonds are missing.



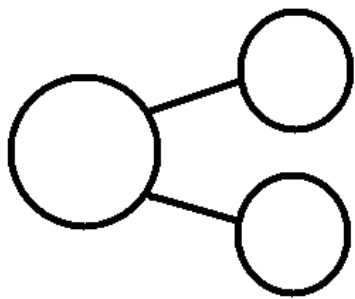
5. Use the expression to write a number bond and draw a picture that makes 8.

$$\boxed{2} + \boxed{6}$$



6. Use the expression to write a number bond and draw a picture that makes 8.

$$\boxed{0} + \boxed{8}$$



Name _____

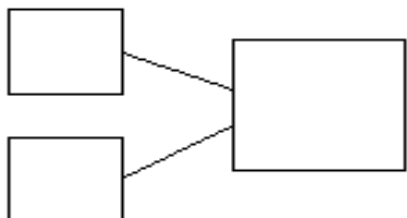
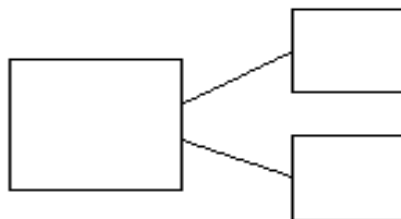
Date _____

Ways to Make 9

Use the bookshelf picture to help you write the expressions and number bonds to show all of the different ways to make 9.

$$\square + \square$$

$$\square + \square$$

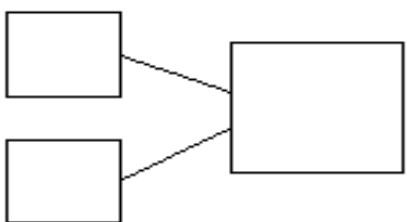
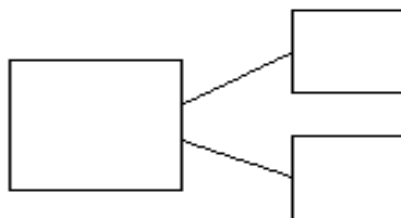


$$\square + \square$$

$$\square + \square$$

$$\square + \square$$

$$\square + \square$$

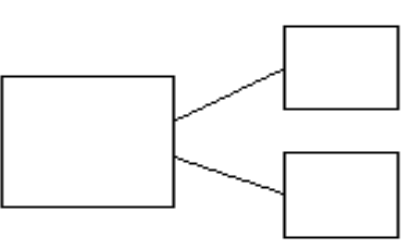


$$\square + \square$$

$$\square + \square$$

$$\square + \square$$

$$\square + \square$$



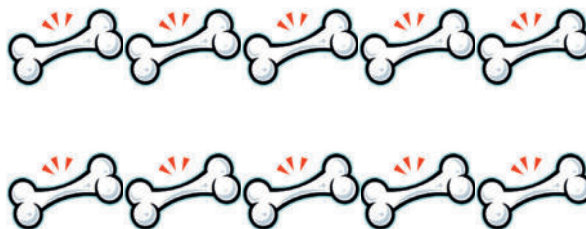



9 books picture card

Name _____

Date _____

1. Rex found 10 bones on his walk. He can't decide which part he wants to bring to his doghouse and which part he should bury. Help show Rex his choices by filling in the missing parts of the number bonds.



a.
$$\begin{array}{c} \boxed{10} \\ \swarrow \quad \searrow \\ \boxed{5} \quad \boxed{} \end{array}$$

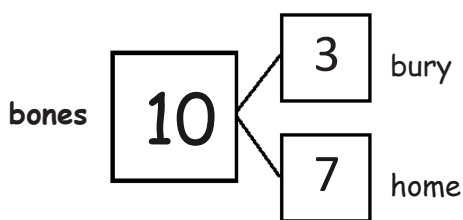
b.
$$\begin{array}{c} \boxed{10} \\ \swarrow \quad \searrow \\ \boxed{6} \quad \boxed{} \end{array}$$

c.
$$\begin{array}{c} \boxed{10} \\ \swarrow \quad \searrow \\ \boxed{7} \quad \boxed{} \end{array}$$

d.
$$\begin{array}{c} \boxed{10} \\ \swarrow \quad \searrow \\ \boxed{8} \quad \boxed{} \end{array}$$

e.
$$\begin{array}{c} \boxed{10} \\ \swarrow \quad \searrow \\ \boxed{9} \quad \boxed{} \end{array}$$

2. He decided to bury 3 and bring 7 back home. Write all the adding sentences that match this number bond.



$$\boxed{} + \boxed{} = \boxed{}$$

$$\boxed{} + \boxed{} = \boxed{}$$

$$\boxed{} = \boxed{} + \boxed{}$$


$$\boxed{} = \boxed{} + \boxed{}$$



Name _____

Date _____

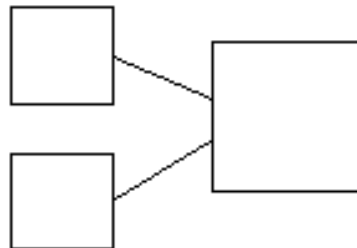
1. Use the picture to tell a math story.



Write a number sentence to tell the story.


$$\square = \square + \square$$

Write a number bond to match your story.



There are _____ sharks.

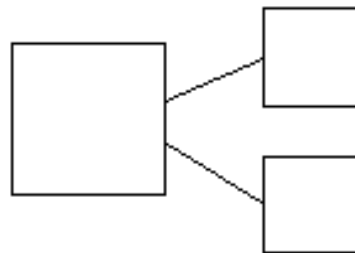
2. Use the picture to tell a math story.



Write a number sentence to tell the story.

$$\square = \square + \square$$

Write a number bond to match your story.



There are _____ students.

Draw a picture to match the story.

3. Jim has 4 big dogs and 3 small dogs. How many dogs does Jim have?



$$\square + \square = \square$$

Jim has _____ dogs.

4. Liv plays at the park. She plays with 3 girls and 6 boys. How many kids does she play with at the park?




$$\square = \square + \square$$

Liv plays with _____ kids.

Name _____

Date _____

1. Use your 5-group cards to solve.




$$\square + \square = \square$$

Draw the other 5-group card to show what you did.




2. Use your 5-group cards to solve.



$$\square = \square + \square$$

Draw the other 5-group card to show what you did.



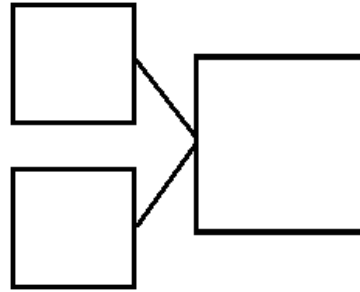
3. There are 4 tall boys and 5 short boys. Draw to show how many boys there are in all.

There are _____ boys in all.

Write a number sentence to show what you did.

$$\square + \square = \square$$

Write a number bond to match the story.



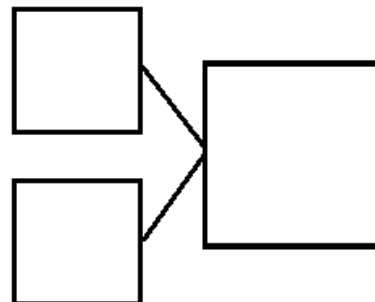
-
4. There are 3 girls and 5 boys. Draw to show how many children there are altogether.

There are _____ children altogether.

Write a number sentence to show what you did.

$$\square + \square = \square$$

Write a number bond to match the story.




Name _____

Date _____

1. Use the 5-group cards to count on to find the missing number in the number sentences.


a.

$$\boxed{2} + \boxed{} = \boxed{7}$$



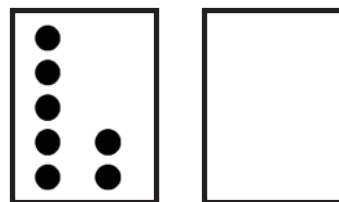
b.

$$\boxed{8} = \boxed{5} + \boxed{}$$



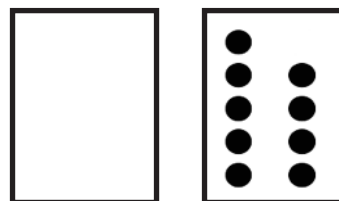
c.

$$\boxed{9} = \boxed{7} + \boxed{}$$



d.

$$\boxed{9} = \boxed{} + \boxed{9}$$



2. Match the number sentence to the math story. Draw a picture or use your 5-group cards to solve.

a. Scott has 3 cookies. His mom gives him some more. Now, he has 8 cookies. How many cookies did his mom give him?

Scott's mom gave him _____ cookies.

$$\boxed{6} + \boxed{?} = \boxed{9}$$

$$\boxed{3} + \boxed{?} = \boxed{8}$$

b. Kim sees 6 birds in the tree. Some more birds fly in. Kim sees 9 birds in the tree. How many birds flew to the tree?

_____ birds flew to the tree.

$$\boxed{4} + \boxed{?} = \boxed{8}$$

Name _____

Date _____



Use your 5-group cards to count on to find the missing number in the number sentences.



1.

$$\boxed{5} + \boxed{?} = \boxed{7}$$

5	
---	--

The mystery number is

--

2.

$$\boxed{2} + \boxed{?} = \boxed{8}$$

2	
---	--

The mystery number is

--

3.

$$\boxed{6} + \boxed{?} = \boxed{9}$$

6	
---	--

The mystery number is

--



Use your 5-group cards to count on and solve the math stories. Use the boxes to show your 5-group cards.

4. Jack reads 4 books on Monday. He reads some more on Tuesday. He reads 7 books total. How many books does Jack read on Tuesday?

$$\square + \square = \square$$

Jack reads _____ books on Tuesday.

5. Kate has 1 sister and some brothers. She has 7 brothers and sisters in all. How many brothers does Kate have?

$$\square + \square = \square$$

Kate has _____ brothers.

6. There are 6 dogs in the park and some cats. There are 9 dogs and cats in the park altogether. How many cats are in the park?

$$\square + \square = \square$$

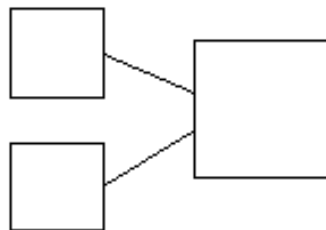
There are _____ cats total.

Name _____

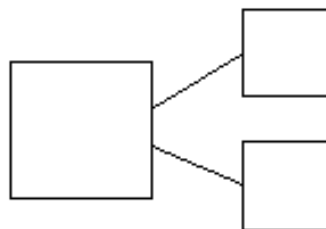

Date _____

Use the number sentences to draw a picture, and fill in the number bond to tell a math story.

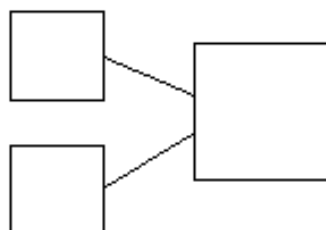
1. $5 + 2 = 7$



2. $3 + 6 = 9$




3. $7 + ? = 9$



Name _____

Date _____

Count on to add.



a.

$$\boxed{5} \bigcirc + \boxed{1} = \boxed{}$$

5, 6

Write what you say
when you count on.

b.

$$\boxed{5} \bigcirc + \boxed{2} = \boxed{}$$



c.

$$\boxed{7} \bigcirc + \boxed{2} = \boxed{}$$



d.

$$\boxed{} = \boxed{6} \bigcirc + \boxed{3}$$




e.

$$\boxed{} = \boxed{7} \bigcirc + \boxed{}$$



Name _____

Date _____



Use your 5-group cards or your fingers to count on to solve.

Show the shortcut you used to add.

1. $\boxed{5} + \boxed{3} = \boxed{}$

2. $\boxed{6} + \boxed{2} = \boxed{}$

3. $\boxed{7} + \boxed{3} = \boxed{}$

A large, empty rectangular box intended for the student to show the shortcut used to solve the first three addition problems.

Show the strategy you used to add.

4. $\boxed{} = \boxed{8} + \boxed{2}$

5. $\boxed{} = \boxed{6} + \boxed{3}$

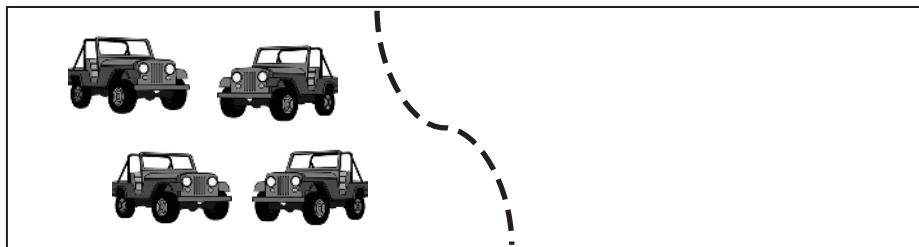
6. $\boxed{} = \boxed{7} + \boxed{2}$

A large, empty rectangular box intended for the student to show the strategy used to solve the last three addition problems.

Name _____

Date _____

1. Use simple math drawings. Draw more to solve $4 + ? = 6$.



$$= \boxed{6}$$

4

+

=

 $\boxed{6}$

2. Use your 5-group cards to solve $6 + ? = 8$



$$= \boxed{8}$$

6

+

=

 $\boxed{8}$

3. Use counting on to solve $7 + ? = 10$



7

+

=

 $\boxed{10}$

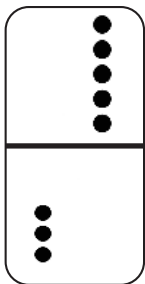
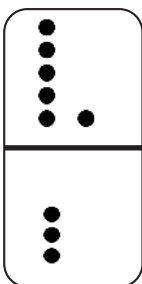
Name _____

Date _____

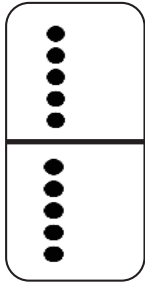
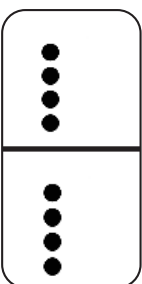
1. Match the equal dominoes. Then, write true number sentences.



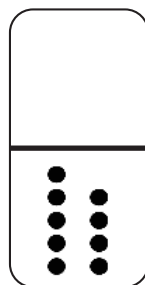
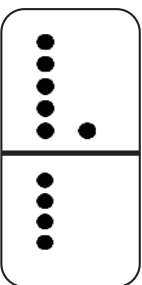
a.







b.



c.



2. Find the expressions that are equal. Use the equal expressions to write true number sentences.




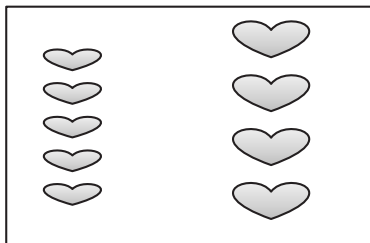
a.

b.

Name _____

Date _____

1. The pictures below are not equal. Make the pictures equal, and write a true number sentence.



2. Circle the true number sentences, and rewrite the false sentences to make them true.

a.

$$4 = 4$$

b.

$$5 + 1 = 6 + 1$$

c.

$$3 + 2 = 5 + 0$$

d.

$$6 + 2 = 4 + 4$$

e.

$$3 + 3 = 6 + 2$$

f.

$$9 + 0 = 7 + 2$$

g.

$$4 + 3 = 2 + 4$$

h.

$$8 = 8 + 0$$

i.

$$6 + 3 = 5 + 4$$

3. Find the missing part to make the number sentences true.

a.

$$8 + 0 = \underline{\quad} + 4$$

b.

$$7 + 2 = 9 + \underline{\quad}$$

c.

$$5 + 2 = 4 + \underline{\quad}$$

d.

$$5 + \underline{\quad} = 6 + 0$$

e.

$$6 + \underline{\quad} = 4 + 3$$

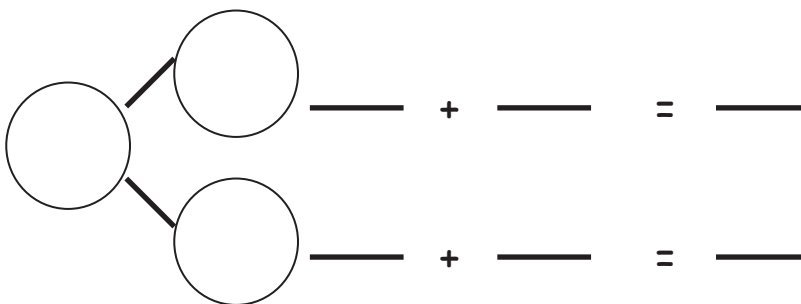

f.

$$5 + 4 = \underline{\quad} + 3$$

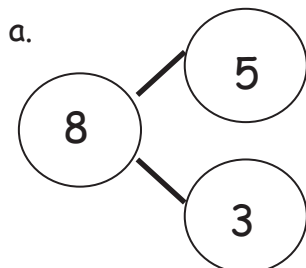
Name _____

Date _____

1. Use the picture to write a number bond. Then, write the matching number sentences.

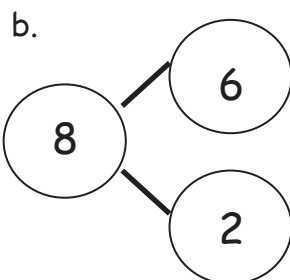


2. Write the number sentences to match the number bonds.



$$\underline{\quad\quad} + \underline{\quad\quad} = \underline{\quad\quad}$$

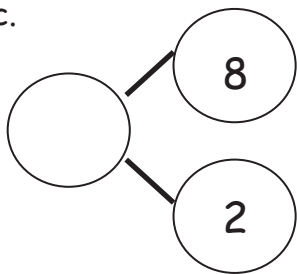
$$\underline{\quad\quad} + \underline{\quad\quad} = \underline{\quad\quad}$$



$$\underline{\quad\quad} = \underline{\quad\quad} + \underline{\quad\quad}$$

$$\underline{\quad\quad} = \underline{\quad\quad} + \underline{\quad\quad}$$

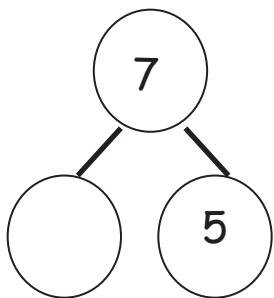
c.



$$\underline{\hspace{2cm}} + \underline{\hspace{2cm}} = \underline{\hspace{2cm}}$$

$$\underline{\hspace{2cm}} + \underline{\hspace{2cm}} = \underline{\hspace{2cm}}$$

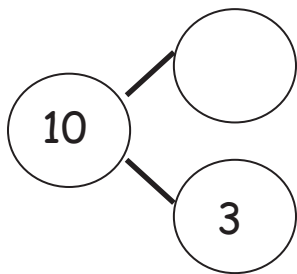
d.



$$\underline{\hspace{2cm}} + \underline{\hspace{2cm}} = \underline{\hspace{2cm}}$$

$$\underline{\hspace{2cm}} + \underline{\hspace{2cm}} = \underline{\hspace{2cm}}$$

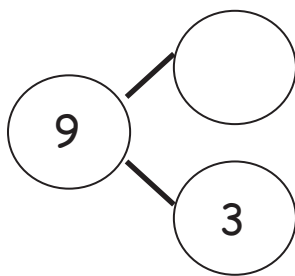
e.



$$\underline{\hspace{2cm}} = \underline{\hspace{2cm}} + \underline{\hspace{2cm}}$$

$$\underline{\hspace{2cm}} = \underline{\hspace{2cm}} + \underline{\hspace{2cm}}$$

f.



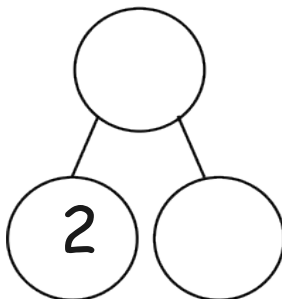
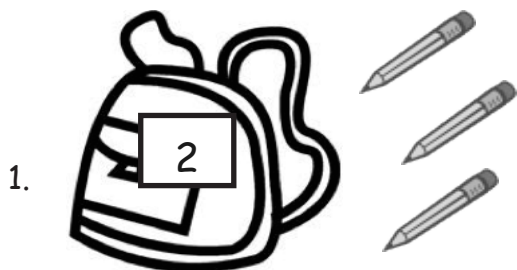
$$\underline{\hspace{2cm}} + \underline{\hspace{2cm}} = \underline{\hspace{2cm}}$$

$$\underline{\hspace{2cm}} + \underline{\hspace{2cm}} = \underline{\hspace{2cm}}$$

Name _____ Date _____

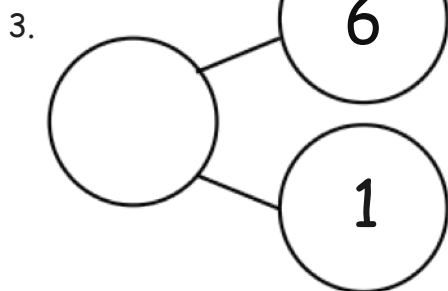
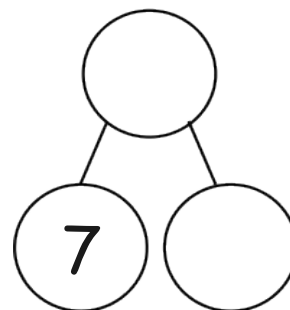
Color the larger part, and complete the number bond.

Write the number sentence, starting with the larger part.

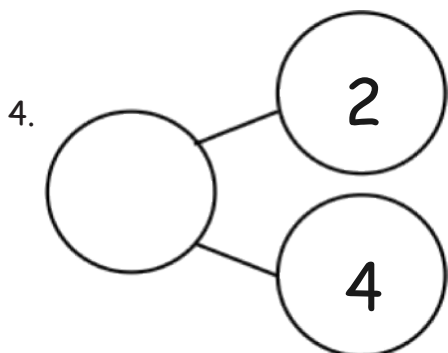


$$\square + \square = \square$$

2. $\square + \square = \square$

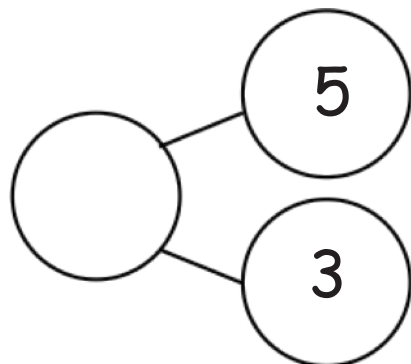


$$\underline{\hspace{2cm}} + \underline{\hspace{2cm}} = \underline{\hspace{2cm}}$$



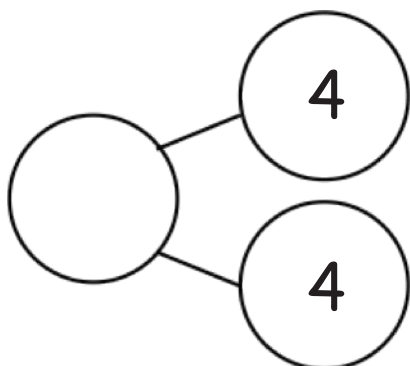
$$\underline{\hspace{2cm}} + \underline{\hspace{2cm}} = \underline{\hspace{2cm}}$$

5.



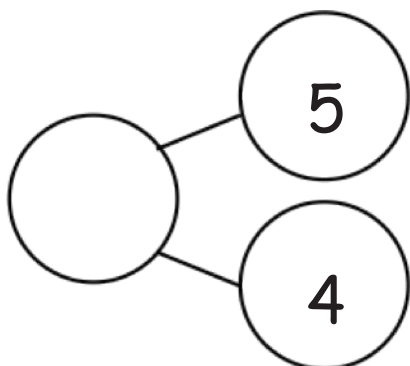
$$\underline{\hspace{2cm}} + \underline{\hspace{2cm}} = \underline{\hspace{2cm}}$$

6.



$$\underline{\hspace{2cm}} + \underline{\hspace{2cm}} = \underline{\hspace{2cm}}$$

7.



$$\underline{\hspace{2cm}} + \underline{\hspace{2cm}} = \underline{\hspace{2cm}}$$

2

2

$2+2=4$

Name _____


Date _____

1. Draw the 5-group card to show a double. Write the number sentence to match the cards.


a.



b.




c.




2. Fill in the 5-group cards in order from least to greatest, double the number, and write the number sentences.


a.




b.




c.



d.



e.



3. Solve the number sentences.

a. $3 + 3 = \underline{\quad}$

b. $5 + \underline{\quad} = 10$

c. $1 + \underline{\quad} = 2$

d. $4 = \underline{\quad} + 2$

e. $8 = 4 + \underline{\quad}$

4. Match the top cards to the bottom cards to show doubles plus 1.

a.



b.



c.



d.



5. Solve the number sentences. Write the double fact that helped you solve the double plus 1.

a.

$$2 + 3 = \underline{\quad}$$

b.

$$3 + \underline{\quad} = 7$$


c.

$$4 + \underline{\quad} = 9$$



Name _____

Date _____



Solve the problems without counting all. Color the boxes using the key.

Step 1: Color the problems with "+ 1" or "1 +" blue.

Step 2: Color the remaining problems with "+ 2" or "2 +" green.

Step 3: Color the remaining problems with "+ 3" or "3 +" yellow.

a. $7 + 1 = \underline{\quad}$	b. $8 + \underline{\quad} = 9$	c. $3 + 1 = \underline{\quad}$	d. $5 + 3 = \underline{\quad}$
e. $5 + \underline{\quad} = 7$	f. $4 + \underline{\quad} = 7$	g. $6 + 3 = \underline{\quad}$	h. $8 + \underline{\quad} = 10$
i. $2 + 1 = \underline{\quad}$	j. $1 + \underline{\quad} = 2$	k. $1 + \underline{\quad} = 4$	l. $6 + 2 = \underline{\quad}$
m. $3 + \underline{\quad} = 6$	n. $6 + \underline{\quad} = 7$	o. $3 + 2 = \underline{\quad}$	p. $5 + 1 = \underline{\quad}$
q. $2 + 2 = \underline{\quad}$	r. $4 + \underline{\quad} = 6$	s. $4 + 1 = \underline{\quad}$	t. $7 + 2 = \underline{\quad}$
u. $2 + \underline{\quad} = 3$	v. $9 + 1 = \underline{\quad}$	w. $7 + 3 = \underline{\quad}$	x. $1 + \underline{\quad} = 3$

Name _____

Date _____

Fill in the missing box, and find the totals for all of the expressions. Use your completed addition chart to help you.

1.

$1 + 2$	$1 + 3$
$2 + 2$	
$3 + 2$	$3 + 3$

2.

$6 + 1$	$6 + 2$
$7 + 1$	
	$8 + 2$
$9 + 1$	

3.

$4 + 4$	$4 + 5$	
$5 + 4$		
$6 + 4$		

4.

$2 + 4$		$2 + 6$
	$3 + 5$	

Name _____

Date _____

Solve and sort the number sentences. One number sentence can go in more than one place when you sort.

$5 + 1 = \underline{\quad}$

$6 + 2 = \underline{\quad}$

$2 + 3 = \underline{\quad}$

$3 + 3 = \underline{\quad}$

$7 + 1 = \underline{\quad}$

$2 + 2 = \underline{\quad}$

$\underline{\quad} = 4 + 4$

$8 + 2 = \underline{\quad}$

$3 + 4 = \underline{\quad}$

$\underline{\quad} = 5 + 4$

$10 = 1 + \underline{\quad}$

$\underline{\quad} = 5 + 2$

Doubles	Doubles +1	+1	+2	Mentally visualized 5-groups

Write your own number sentences, and add them to the chart.

Solve and practice math facts.

$1 + 0$	$1 + 1$	$1 + 2$	$1 + 3$	$1 + 4$	$1 + 5$	$1 + 6$	$1 + 7$	$1 + 8$	$1 + 9$
$2 + 0$	$2 + 1$	$2 + 2$	$2 + 3$	$2 + 4$	$2 + 5$	$2 + 6$	$2 + 7$	$2 + 8$	
$3 + 0$	$3 + 1$	$3 + 2$	$3 + 3$	$3 + 4$	$3 + 5$	$3 + 6$	$3 + 7$		
$4 + 0$	$4 + 1$	$4 + 2$	$4 + 3$	$4 + 4$	$4 + 5$	$4 + 6$			
$5 + 0$	$5 + 1$	$5 + 2$	$5 + 3$	$5 + 4$	$5 + 5$				
$6 + 0$	$6 + 1$	$6 + 2$	$6 + 3$	$6 + 4$					
$7 + 0$	$7 + 1$	$7 + 2$	$7 + 3$						
$8 + 0$	$8 + 1$	$8 + 2$							
$9 + 0$	$9 + 1$								
$10 + 0$									

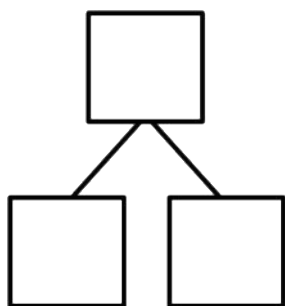
Name _____

Date _____

Break the total into parts. Write a number bond and addition and subtraction number sentences to match the story.

$2 + 1 = 3$
 $3 - 2 = 1$

1. Six flowers bloomed on Monday. Some more bloomed on Tuesday. Now, there are 8 flowers. How many flowers bloomed on Tuesday?

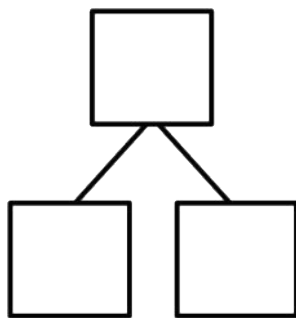
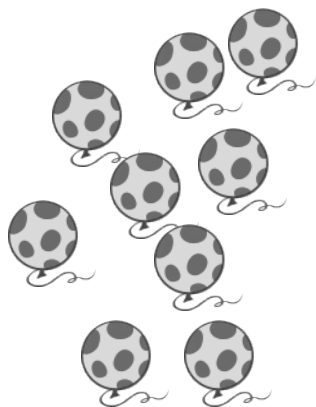


$$\square + \square = \square$$

$$\square - \square = \square$$

_____ flowers bloomed on Tuesday.

2. Below are the balloons that Mom bought. She bought 4 balloons for Bella, and the rest of the balloons were for Jim. How many balloons did she buy for Jim?



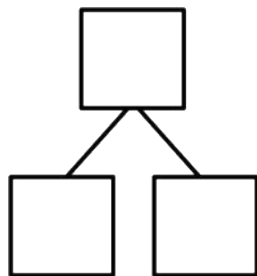
$$\square + \square = \square$$

$$\square - \square = \square$$

Mom bought Jim _____ balloons.

Draw a picture to solve the math story.

3. Missy buys some cupcakes and 2 cookies. Now, she has 6 desserts. How many cupcakes did she buy?

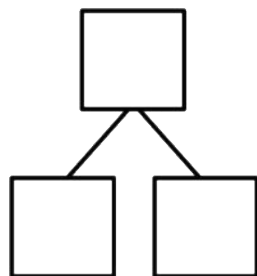


$$\square + \square = \square$$

$$\square - \square = \square$$

Missy bought _____ cupcakes.

4. Jim invited 9 friends to his party. Three friends arrived late, but the rest came early. How many friends came early?

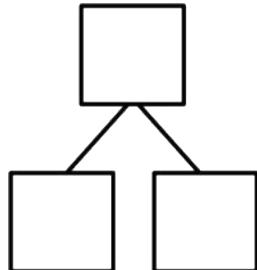


$$\square + \square = \square$$

$$\square - \square = \square$$

_____ friends came early.

5. Mom paints her fingernails on both hands. First, she paints 2 red. Then, she paints the rest pink. How many fingernails are pink?



$$\square + \square = \square$$

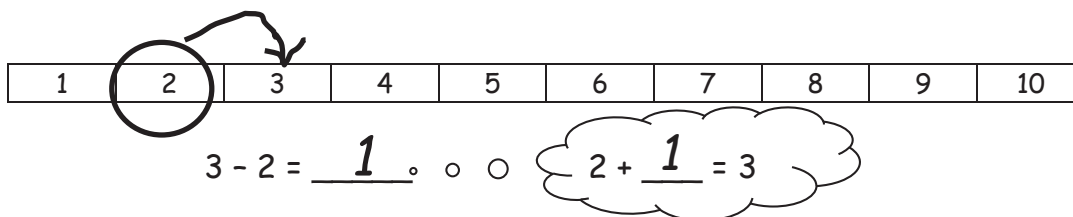
$$\square - \square = \square$$

Mom paints _____ fingernails pink.

Name _____

Date _____

Use the number path to solve.



$5 - 3 = \underline{\quad}$

. . .

$3 + \underline{\quad} = 5$



a. $8 - 6 = \underline{\quad}$

$6 + \underline{\quad} = 8$

b. $7 - 4 = \underline{\quad}$

$4 + \underline{\quad} = 7$

c. $8 - 2 = \underline{\quad}$

d. $9 - 6 = \underline{\quad}$

Use the number path to solve. Match the addition sentence that can help you.

1	2	3	4	5	6	7	8	9	10
---	---	---	---	---	---	---	---	---	----

3. a. $6 - 4 = \underline{\quad}$

$6 + 4 = 10$

b. $9 - 5 = \underline{\quad}$

$10 = 7 + 3$

c. $10 - 6 = \underline{\quad}$

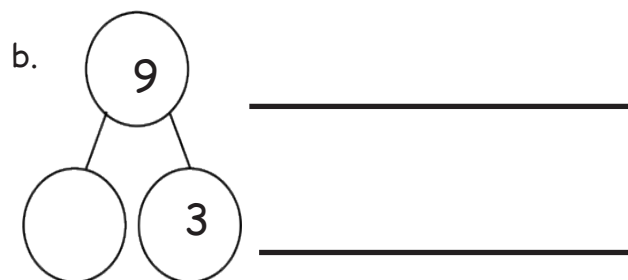
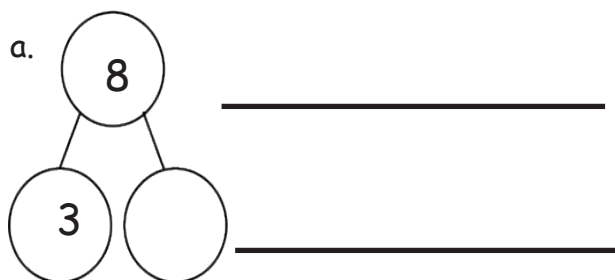
$4 + 5 = 9$

d. $10 - 7 = \underline{\quad}$

$6 = 4 + 2$

4. Write an addition and subtraction number sentence for the number bond. You may use the number path to solve.

1	2	3	4	5	6	7	8	9	10
---	---	---	---	---	---	---	---	---	----



Name _____

Date _____

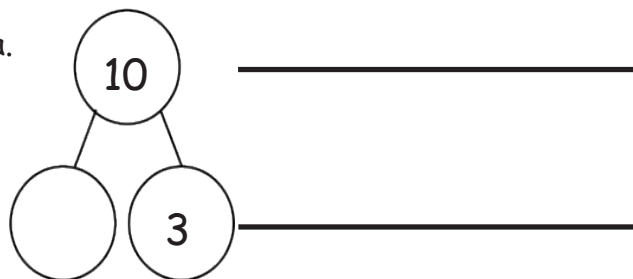
Use the number path to complete the number bond, and write an addition and a subtraction sentence to match.

1.

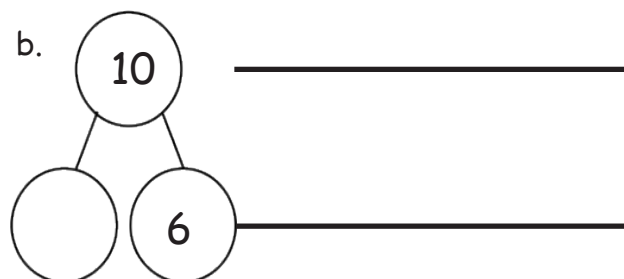
Number Path

1	2	3	4	5	6	7	8	9	10
---	---	---	---	---	---	---	---	---	----


a.



b.



2. Solve the number sentences. Pick the best way to solve. Check the box.



Count on

☐

Count back

☐

a. $9 - 7 =$ _____

b. $8 - 2 =$ _____

c. $7 - 5 =$ _____

☐☐☐☐

3. Solve the number sentence. Pick the best way to solve. Use the number path to show why.

Count on



a. $7 - 5 = \underline{\hspace{2cm}}$

Count back



1	2	3	4	5	6	7	8	9	10
---	---	---	---	---	---	---	---	---	----

I counted _____ because it needed fewer hops.



b. $9 - 1 = \underline{\hspace{2cm}}$



1	2	3	4	5	6	7	8	9	10
---	---	---	---	---	---	---	---	---	----

I counted _____ because it needed fewer hops.



c. $10 - 8 = \underline{\hspace{2cm}}$

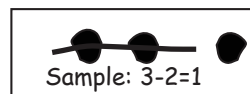


Make a math drawing or write a number sentence to show why this is best.

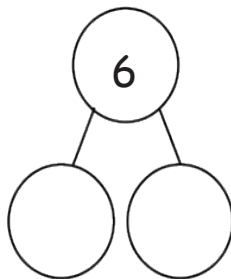
Name _____

Date _____

Read the story. Make a math drawing to solve.



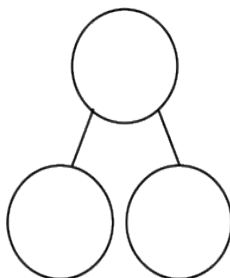
1. There were 6 hot dogs on the grill. Two finish cooking and are removed. How many hot dogs remain on the grill?



$$6 - \underline{\quad} = \underline{\quad}$$

There are _____ hot dogs remaining on the grill.

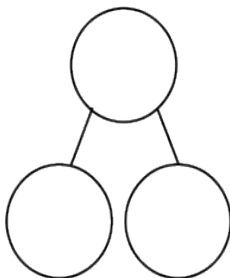
2. Bob buys 8 new toy cars. He takes 3 out of the bag. How many cars are still in the bag?



$$\underline{\quad} - \underline{\quad} = \underline{\quad}$$

_____ cars are still in the bag.

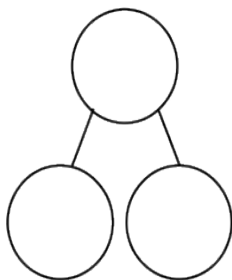

3. Kira sees 7 birds in the tree. Three birds fly away. How many birds are still in the tree?



$$\underline{\quad} - \underline{\quad} = \underline{\quad}$$

_____ birds are still in the tree.

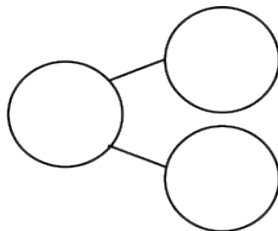

4. Brad has 9 friends over for a party. Six friends get picked up. How many friends are still at the party?



$$\underline{\quad} - \underline{\quad} = \underline{\quad}$$

_____ friends are still
at the party.

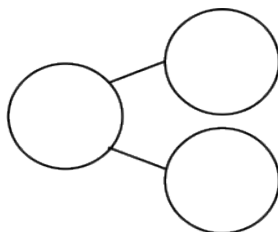
5. Jordan was playing with 10 cars. He gave 7 to Kate. How many cars is Jordan playing with now?



$$\underline{\quad} - \underline{\quad} = \underline{\quad}$$

Jordan is playing
with _____ cars now.

6. Tony takes 4 books from the bookshelf. There were 10 books on the shelf to start. How many books are on the shelf now?



$$\underline{\quad} - \underline{\quad} = \underline{\quad}$$

_____ books are
on the shelf now.

Name _____

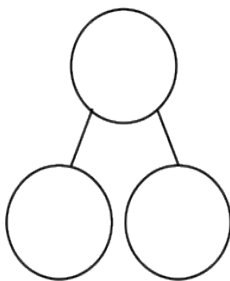
Date _____

Read the math stories. Make math drawings to solve.



$$5 - 4 = 1$$

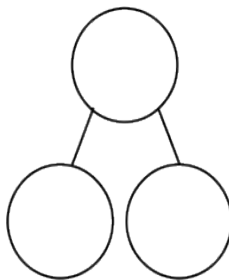
1. Tom has a box of 7 crayons. Five crayons are red. How many crayons are not red?



$$\underline{\quad} - \underline{\quad} = \underline{\quad}$$

_____ crayons are not red.

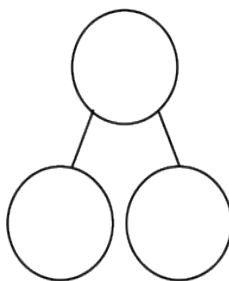
2. Mary picks 8 flowers. Two are daisies. The rest are tulips. How many tulips does she pick?



$$\underline{\quad} - \underline{\quad} = \underline{\quad}$$

Mary picks _____ tulips.

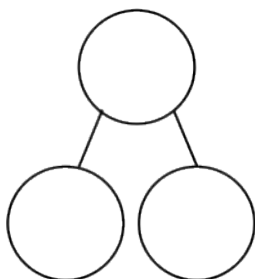

3. There are 9 pieces of fruit in the bowl. Four are apples. The rest are oranges. How many pieces of fruit are oranges?



$$\underline{\quad} - \underline{\quad} = \underline{\quad}$$

The bowl has _____ oranges.

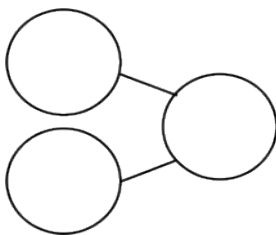
4. Mom and Ben make 10 cookies. Six are stars. The rest are round. How many cookies are round?



$$\underline{\quad} - \underline{\quad} = \underline{\quad}$$

There are round cookies.

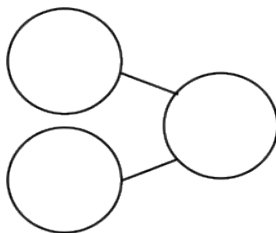

5. The parking lot has 7 spaces. Two cars are parked in the lot. How many more cars can park in the lot?



$$\underline{\quad} - \underline{\quad} = \underline{\quad}$$

 more cars can park in the lot.

6. Liz has 2 fingers with Band Aids. How many fingers are not hurt?



$$\underline{\quad} - \underline{\quad} = \underline{\quad}$$

Write a statement for your answer:

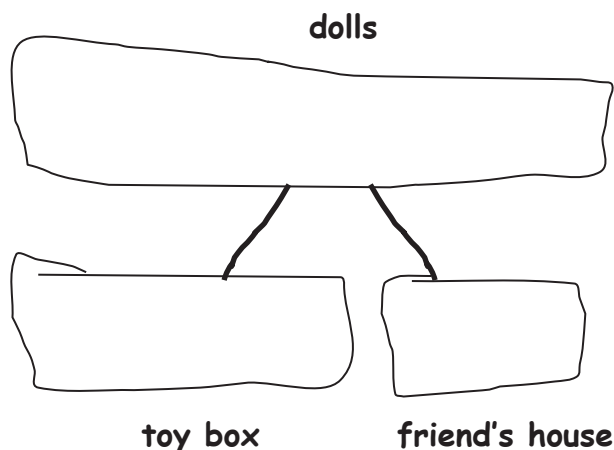


Name _____

Date _____

Solve the math stories. Draw and label a picture number bond to solve. Circle the unknown number.

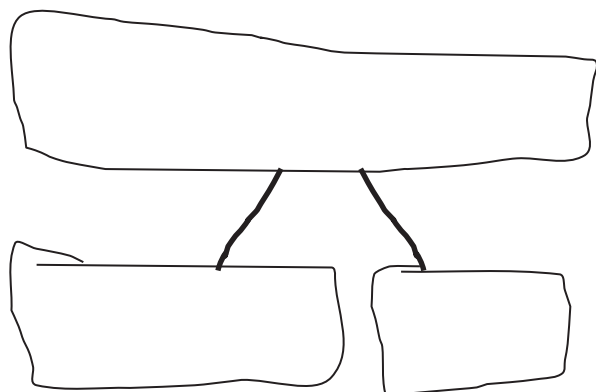
1. Grace has a total of 7 dolls. She puts 2 in the toy box and takes the rest to her friend's house. How many dolls does she take to her friend's house?



$$\underline{\quad} + \underline{\quad} = 7$$
$$7 - \underline{\quad} = \underline{\quad}$$

Grace takes _____ dolls to her friend's house.

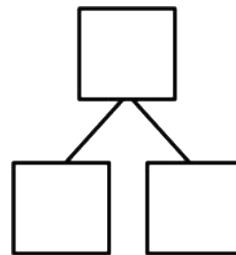
2. Jack can invite 8 friends to his birthday party. He makes 3 invitations. How many invitations does he still need to make?



$$\underline{\quad} + \underline{\quad} = 8$$
$$8 - \underline{\quad} = \underline{\quad}$$

Jack still needs to make _____ invitations.

3. There are 9 dogs at the park. Five dogs play with balls. The rest are eating bones. How many dogs are eating bones?



$$\underline{\quad\quad} + \underline{\quad\quad} = 9$$

 dogs are eating bones.

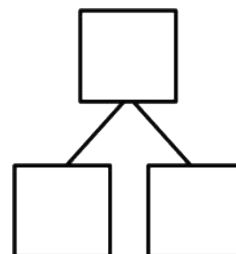
$$\underline{\quad\quad} - \underline{\quad\quad} = \underline{\quad\quad}$$

4. There are 10 students in Jim's class. Seven bought lunch at school. The rest brought lunch from home. How many students brought lunch from home?

$$\underline{\quad\quad} + \underline{\quad\quad} = \underline{\quad\quad}$$

$$\underline{\quad\quad} - \underline{\quad\quad} = \underline{\quad\quad}$$

 students brought lunch from home.



Name _____

Date _____

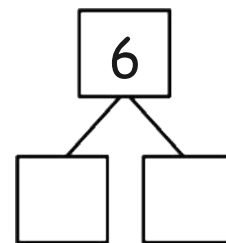
Make a math drawing, and circle the part you know.

Cross out the unknown part.

Complete the number sentence and number bond.

Sample $3 - 1 = 2$

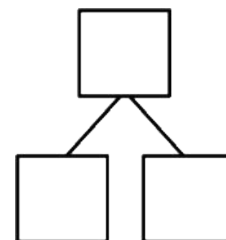
1. Missy gets 6 presents for her birthday. She unwraps some. Four are still wrapped. How many presents did she unwrap?



Missy unwrapped _____ presents.

$$\boxed{6} \bigcirc - \boxed{} = \boxed{}$$

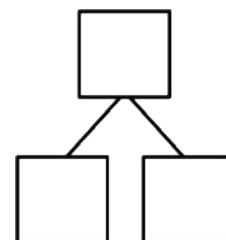
2. Ann has a box of 8 markers. Some fall on the floor. Six are still in the box. How many markers fell on the floor?



_____ markers fell on the floor.

$$\boxed{} \bigcirc - \boxed{} = \boxed{}$$

3. Nick makes 7 cupcakes for his friends. Some cupcakes were eaten. Now, there are 5 left. How many cupcakes were eaten?

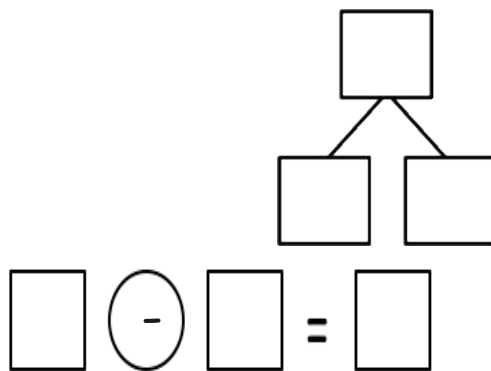


_____ cupcakes were eaten.

$$\boxed{} \bigcirc - \boxed{} = \boxed{}$$

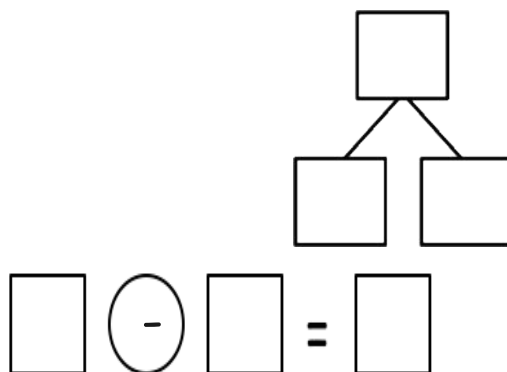
4. A dog has 8 bones. He hides some. He still has 5 bones. How many bones are hidden?

_____ bones are hidden.



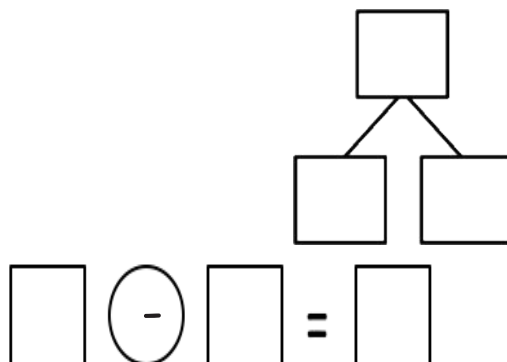
5. The cafeteria table can seat 10 students. Some of the seats are taken. Seven seats are empty. How many seats are taken?

_____ seats are taken.



6. Ron has 10 sticks of gum. He gives one stick to each of his friends. Now, he has 3 sticks of gum left. How many friends did Ron share with?

Ron shared with _____ friends.



Name _____

Date _____

Match the math stories to the number sentences that tell the story. Make a math drawing to solve.

1. a.

There are 10 flowers in a vase.
6 are red.
The rest are yellow.
How many flowers are yellow?

$$\square + \square = 9$$

$$9 - \square = \square$$

b.

There are 9 apples in a basket.
6 are red.
The rest are green.
How many apples are green?

$$3 + \square = 10$$

$$10 - \square = \square$$

c.

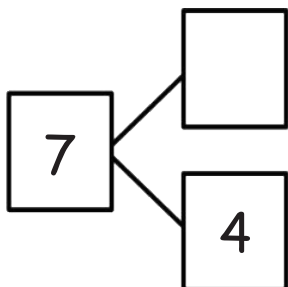
Kate has her fingernails painted.
3 have designs.
The rest are plain.
How many fingernails are plain?

$$6 + \square = 10$$

$$10 - 6 = \square$$

Use the number bond to tell an addition and subtraction math story with pictures.
Write an addition and subtraction number sentence.

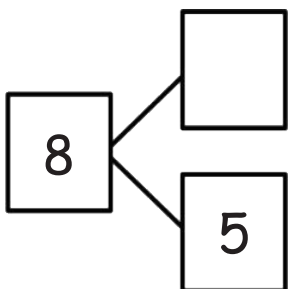
2.



$$\underline{\quad\quad} + \underline{\quad\quad} = \underline{\quad\quad}$$

$$\underline{\quad\quad} - \underline{\quad\quad} = \underline{\quad\quad}$$

3.



$$\underline{\quad\quad} + \underline{\quad\quad} = \underline{\quad\quad}$$

$$\underline{\quad\quad} - \underline{\quad\quad} = \underline{\quad\quad}$$

Name _____ Date _____

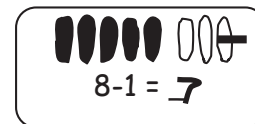
Show the subtraction. If you want, use a 5-group drawing for each problem.

1.

$$9 - 1 = \underline{\quad}$$

2.

$$9 - 0 = \underline{\quad}$$



3.

$$6 - \underline{\quad} = 6$$

4.

$$6 = 7 - \underline{\quad}$$

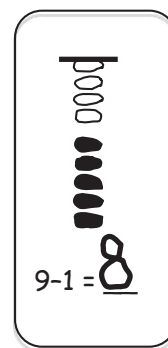
Show the subtraction. If you want, use a 5-group drawing like the model for each problem.

5.

$$9 - \underline{\quad} = 9$$

6.

$$8 = 8 - \underline{\quad}$$



7.

$$10 - \underline{\quad} = 9$$

8.

$$7 - \underline{\quad} = 7$$

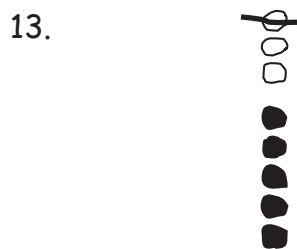

Write the subtraction number sentence to match the 5-group drawing.



$$\underline{\quad} - \underline{\quad} = \underline{\quad}$$

$$\underline{\quad} - \underline{\quad} = \underline{\quad}$$

$$\underline{\quad} - \underline{\quad} = \underline{\quad}$$



$$\underline{\quad} - \underline{\quad} = \underline{\quad}$$

$$\underline{\quad} - \underline{\quad} = \underline{\quad}$$

14. Fill in the missing number. Visualize your 5-groups to help you.

a. $7 - \underline{\quad} = 6$

b. $0 = 7 - \underline{\quad}$

c. $8 - \underline{\quad} = 7$

d. $6 - \underline{\quad} = 5$

e. $8 = 9 - \underline{\quad}$

f. $9 = 10 - \underline{\quad}$

g. $10 - \underline{\quad} = 10$

h. $9 - \underline{\quad} = 8$


Name _____

Date _____

Cross off to subtract.

1. 

2. 



$$7 - 6 = \underline{1}$$

$10 - 10 = \underline{\quad}$

$9 - 8 = \underline{\quad}$

Make a 5-group drawing like those above. Show the subtraction.

3. $1 = \underline{\quad} - 7$

4. $8 - \underline{\quad} = 0$


5. $0 = \underline{\quad} - 7$

6. $6 - \underline{\quad} = 1$

Make a 5-group drawing like the model for each problem. Show the subtraction.

7. $9 - \underline{\quad} = 1$

8. $0 = 8 - \underline{\quad}$



$$9 - 9 = \underline{0}$$

Write the subtraction number sentence to match the 5-group drawing.



$$\underline{\quad} - \underline{\quad} = \underline{\quad}$$

$$\underline{\quad} - \underline{\quad} = \underline{\quad}$$

$$\underline{\quad} - \underline{\quad} = \underline{\quad}$$

12.



13.



$$\underline{\quad} - \underline{\quad} = \underline{\quad}$$

$$\underline{\quad} - \underline{\quad} = \underline{\quad}$$

14. Fill in the missing number. Visualize your 5-groups to help you.

a. $7 - \underline{\quad} = 0$

b. $1 = 7 - \underline{\quad}$

c. $8 - \underline{\quad} = 1$

d. $6 - \underline{\quad} = 0$

e. $0 = 9 - \underline{\quad}$

f. $1 = 10 - \underline{\quad}$

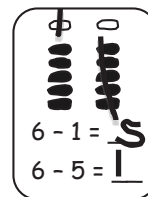
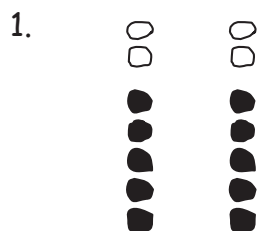
g. $10 - \underline{\quad} = 0$

h. $9 - \underline{\quad} = 1$

Name _____

Date _____

Solve the sets of number sentences. Look for easy groups to cross off.



$7 - 5 = \underline{\quad}$

$6 - 5 = \underline{\quad}$

$9 - \underline{\quad} = 4$

$7 - 2 = \underline{\quad}$

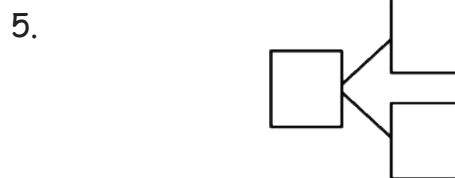
$6 - 1 = \underline{\quad}$

$9 - \underline{\quad} = 5$

Subtract. Make a math drawing for each problem like the ones above. Write a number bond.



$10 - 5 = \underline{\quad}$



$8 - 5 = \underline{\quad}$

$8 - \underline{\quad} = 5$

6. Solve. Visualize 5-groups to help you.

a. $9 - \underline{\quad} = 4$

b. $\underline{\quad} - 5 = 5$

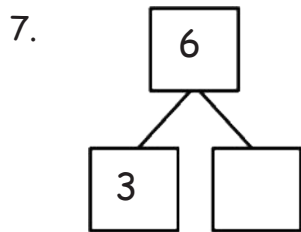
c. $8 - \underline{\quad} = 5$

d. $\underline{\quad} - 5 = 2$

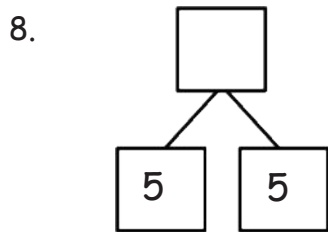
e. $\underline{\quad} - 5 = 3$

f. $\underline{\quad} - 4 = 5$

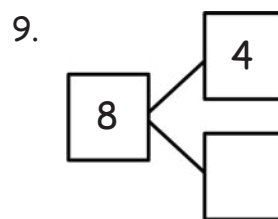
Complete the number sentence and number bond for each problem.



$$6 - 3 = \underline{\quad}$$



$$\underline{\quad} - 5 = 5$$



$$8 - \underline{\quad} = 4$$

10. Match the number sentence to the strategy that helps you solve.

a. $7 - \underline{\quad} = 2$



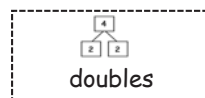
b. $8 - \underline{\quad} = 3$



c. $10 - \underline{\quad} = 5$



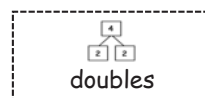
d. $\underline{\quad} - 3 = 3$



e. $8 - \underline{\quad} = 4$



f. $9 - \underline{\quad} = 5$



Name _____

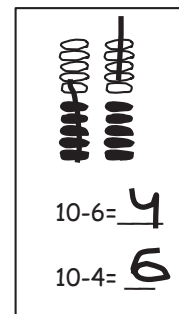
Date _____

Make a math drawing, and solve. Use the first number sentence to help you write a related number sentence that matches your picture.

1.

2.

3.



$$10 - 2 = \underline{\quad}$$

$$10 - 1 = \underline{\quad}$$

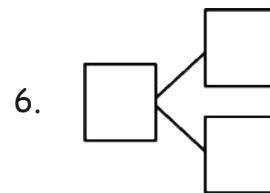
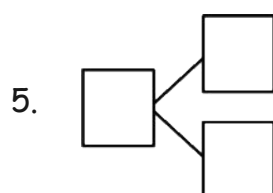
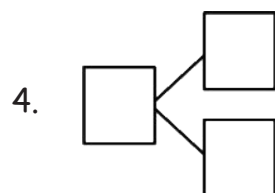
$$10 - 7 = \underline{\quad}$$

$$\underline{\quad} - \underline{\quad} = \underline{\quad}$$

$$\underline{\quad} - \underline{\quad} = \underline{\quad}$$

$$\underline{\quad} - \underline{\quad} = \underline{\quad}$$

Subtract. Then, write the related subtraction sentence. Make a math drawing if needed, and complete a number bond for each.

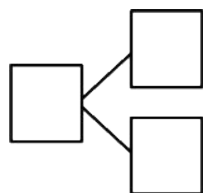


$$10 - 2 = \underline{\quad}$$

$$10 - \underline{\quad} = 9$$

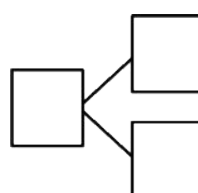
$$10 - \underline{\quad} = 6$$

7.



$$10 - \underline{\quad} = 1$$

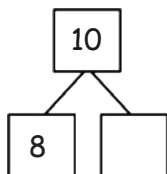
8.



$$\underline{\quad} = 10 - 5$$

9. Complete the number bond. Match the number bond to the related subtraction sentence. Write the other related subtraction number sentence.

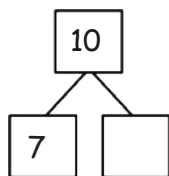
a.



$10 - 5 = \underline{\quad}$

$\underline{\quad} - \underline{\quad} = \underline{\quad}$

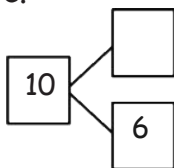
b.



$10 - 1 = \underline{\quad}$

$\underline{\quad} - \underline{\quad} = \underline{\quad}$

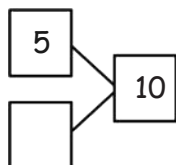
c.



$10 - 2 = \underline{\quad}$

$\underline{\quad} - \underline{\quad} = \underline{\quad}$

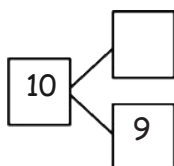
d.



$10 - 4 = \underline{\quad}$

$\underline{\quad} - \underline{\quad} = \underline{\quad}$

e.



$10 - 3 = \underline{\quad}$

$\underline{\quad} - \underline{\quad} = \underline{\quad}$

Name _____

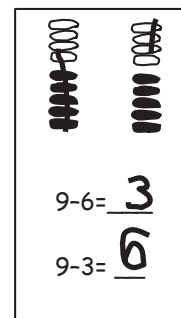
Date _____

Make 5-group drawings and solve. Use the first number sentence to help you write a related number sentence that matches your picture.

1.

2.

3.



$$9 - 2 = \underline{\quad}$$

$$9 - 8 = \underline{\quad}$$

$$9 - 4 = \underline{\quad}$$

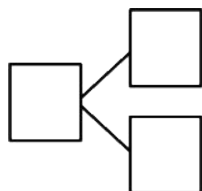
$$\underline{\quad} - \underline{\quad} = \underline{\quad}$$

$$\underline{\quad} - \underline{\quad} = \underline{\quad}$$

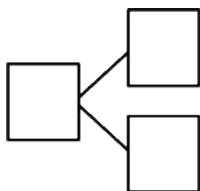
$$\underline{\quad} - \underline{\quad} = \underline{\quad}$$

Subtract. Then, write the related subtraction sentence. Make a math drawing if needed, and complete a number bond for each.

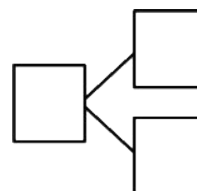
4.



5.



6.

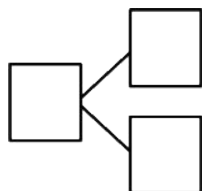


$$9 - 7 = \underline{\quad}$$

$$9 - \underline{\quad} = 9$$

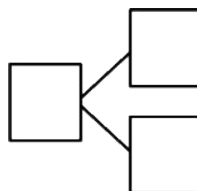
$$9 - \underline{\quad} = 6$$

7.



$$9 - \underline{\quad} = 1$$

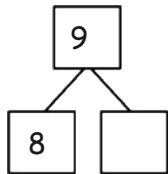
8.



$$\underline{\quad} = 9 - 5$$

9. Use 5-group drawings to help you complete the number bond. Match the number bond to the related subtraction sentence. Write the other related subtraction number sentence.

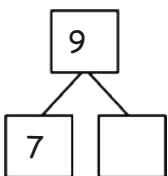
a.



$9 - 5 = \underline{\quad}$

$\underline{\quad} - \underline{\quad} = \underline{\quad}$

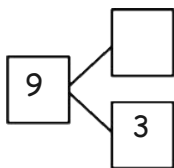
b.



$9 - 1 = \underline{\quad}$

$\underline{\quad} - \underline{\quad} = \underline{\quad}$

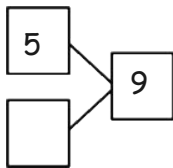
c.



$9 - 2 = \underline{\quad}$

$\underline{\quad} - \underline{\quad} = \underline{\quad}$

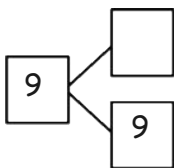
d.



$9 - 6 = \underline{\quad}$

$\underline{\quad} - \underline{\quad} = \underline{\quad}$

e.



$9 - \underline{\quad} = 0$

$\underline{\quad} - \underline{\quad} = \underline{\quad}$

Name _____

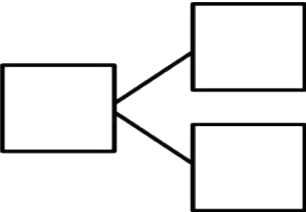
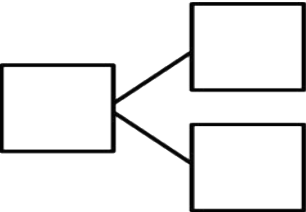
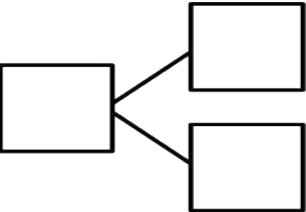
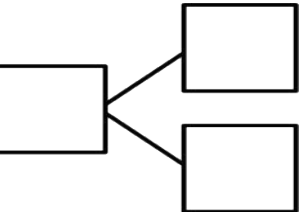
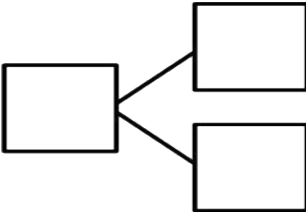
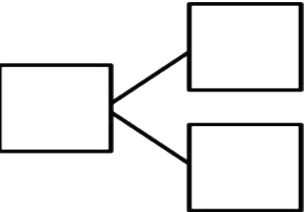
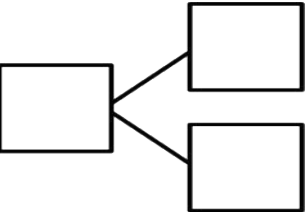
Date _____

Find and solve the 7 unshaded addition problems that are doubles and 5-groups.

Make subtraction flashcards for the related subtraction facts. (Remember, doubles will only make 1 related subtraction fact instead of 2 related facts.)

Make a number bond card and use your cards to play Memory.

1 + 0	1 + 1	1 + 2	1 + 3	1 + 4	1 + 5	1 + 6	1 + 7	1 + 8	1 + 9
2 + 0	2 + 1	2 + 2	2 + 3	2 + 4	2 + 5	2 + 6	2 + 7	2 + 8	
3 + 0	3 + 1	3 + 2	3 + 3	3 + 4	3 + 5	3 + 6	3 + 7		
4 + 0	4 + 1	4 + 2	4 + 3	4 + 4	4 + 5	4 + 6			
5 + 0	5 + 1	5 + 2	5 + 3	5 + 4	5 + 5				
6 + 0	6 + 1	6 + 2	6 + 3	6 + 4					
7 + 0	7 + 1	7 + 2	7 + 3						
8 + 0	8 + 1	8 + 2							
9 + 0	9 + 1								
10 + 0									

Name _____

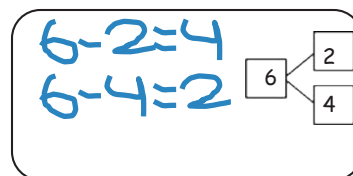
Date _____

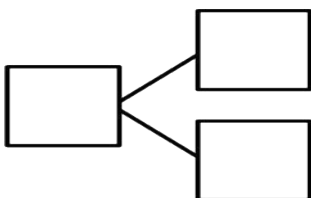
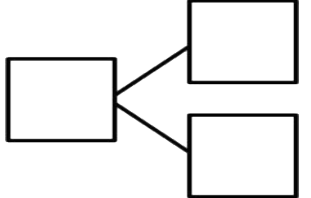
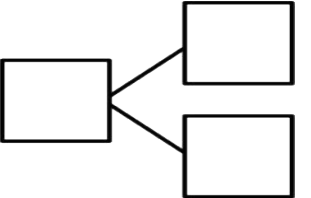
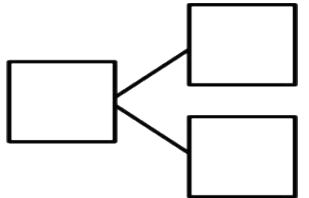
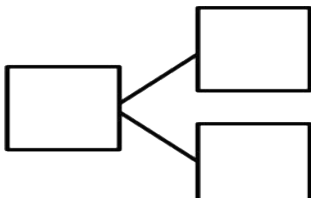
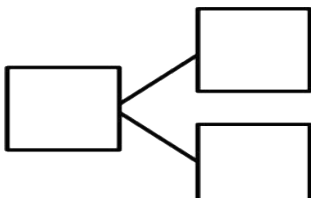
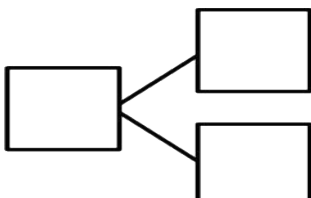
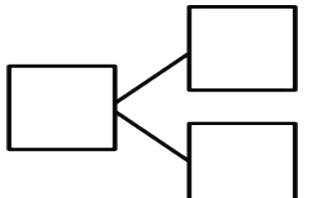
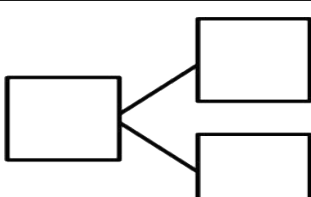
Solve the unshaded addition problems below.

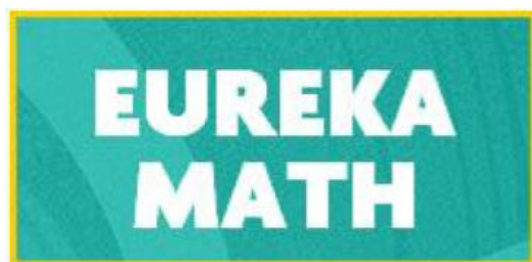
1 + 0	1 + 1	1 + 2	1 + 3	1 + 4	1 + 5	1 + 6	1 + 7	1 + 8	1 + 9
2 + 0	2 + 1	2 + 2	2 + 3	2 + 4	2 + 5	2 + 6	2 + 7	2 + 8	
3 + 0	3 + 1	3 + 2	3 + 3	3 + 4	3 + 5	3 + 6	3 + 7		
4 + 0	4 + 1	4 + 2	4 + 3	4 + 4	4 + 5	4 + 6			
5 + 0	5 + 1	5 + 2	5 + 3	5 + 4	5 + 5				
6 + 0	6 + 1	6 + 2	6 + 3	6 + 4					
7 + 0	7 + 1	7 + 2	7 + 3						
8 + 0	8 + 1	8 + 2							
9 + 0	9 + 1								
10 + 0									

$4 + 2$

Pick an addition fact from the chart. Use the grid to write the two subtraction facts that would have the same number bond. Repeat in order to make a set of subtraction flash cards. To help you practice your addition and subtraction facts even more, make your own number bond flash cards with the templates on the last page.





Video tutorials: <http://embarc.online>



This work is licensed under a
Creative Commons Attribution-NonCommercial-ShareAlike 3.0 Unported License.