

engage^{ny} / Eureka Math

Exit Tickets



GRADE 1 MODULE 1


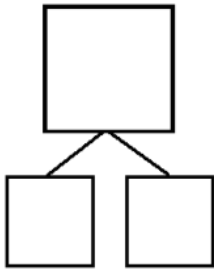
Version 3

Name _____

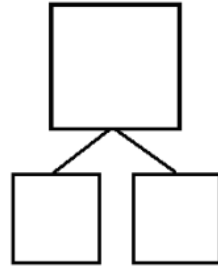
Date _____

Make a number bond for the pictures that shows 5 as one part.

1.



2.

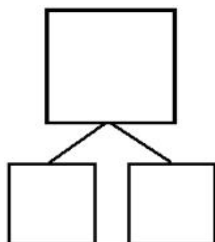



Name _____

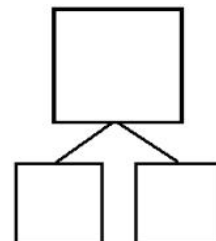

Date _____

Circle 2 parts you see. Make a number bond to match.

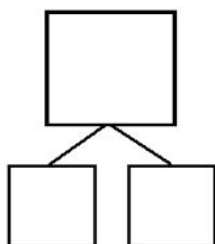

1.



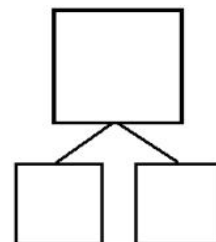

2.



3.



4.

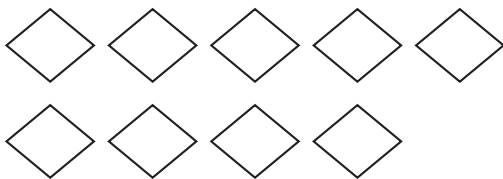


Name _____

Date _____

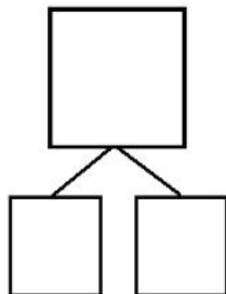
How many objects do you see? Draw one more. How many objects are there now?

1.

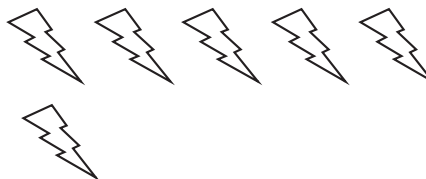


_____ is 1 more than 9.

$$9 + 1 = \underline{\quad}$$

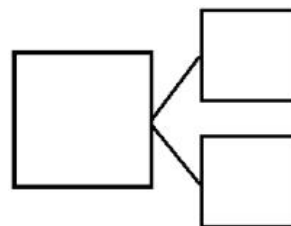


2.



1 more than 6 is _____.

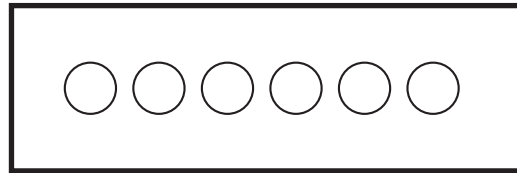
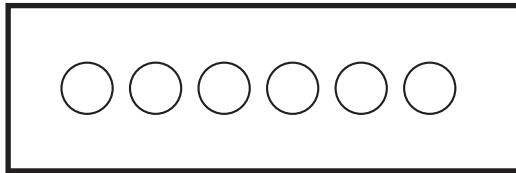
$$\underline{\quad} + 1 = \underline{\quad}$$



Name _____

Date _____

Show different ways to make 6. In each set, shade some circles and leave the others blank.



○ ○ ○ ○ ○ ○

Write a number bond to match this picture.

○ ○ ○ ○ ○ ○

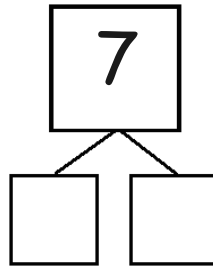

Write a number sentence to match this picture.

$$\square + \square = \square$$

Name _____

Date _____

Color in two dice that make 7 together. Then, fill in the number bond and number sentences to match the dice you colored.



$$\square + \square = 7$$

$$\square + \square = 7$$

$$7 = \square + \square$$

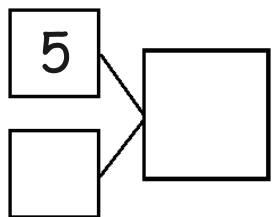
$$7 = \square + \square$$

Name _____

Date _____

Fill in the missing part of the number bond, and count on to find the total. Then, write 2 addition sentences for each number bond.

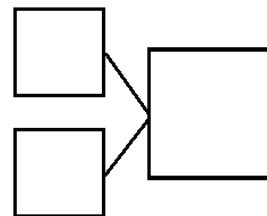
1.



$$\square + \square = \square$$

$$\square + \square = \square$$

2.




$$\square = \square + \square$$

$$\square = \square + \square$$

Name _____

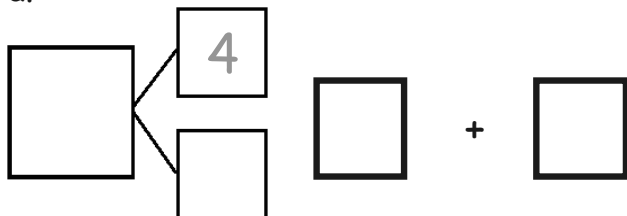
Date _____

1. Circle the pairs of numbers that make 9.

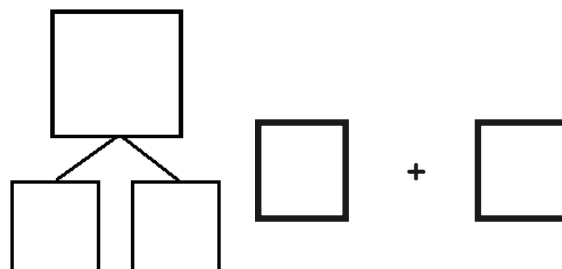


2. Complete the number bonds to show 2 different ways to make 9.

a.




b.



Name _____

Date _____

Color the partners that make 10.



Name _____

Date _____

Draw a picture and write a number sentence to match the story.



Ben has 3 red balls and gets 5 green balls. How many balls does he have now?

+

=

Ben has _____ balls.



Name _____ Date _____

1. Draw to show the story. There are 3 large balls and 4 small balls.

$$\square + \square = \square$$

How many balls are there? There are _____ balls.


2. Circle the set of tiles that match your picture.



Name _____

Date _____

Draw more bears to show that Jen has 8 bears total.



I added _____ more bears.

Write a number sentence to show how many bears you drew.

$$\square + \bigcirc = \square$$

Name _____

Date _____

Draw a picture, and count on to solve the math story.



Bob caught 5 fish. John caught some more fish. They had 7 fish in all. How many fish did John catch?



Write a number sentence to match your picture.

$$\square + \square = \square$$

John caught _____ fish.

Name _____ Date _____

Tell a math story for each number sentence by drawing a picture.

1. $5 + 1 = 6$

2. $3 + ? = 8$

Name _____

Date _____

1.



6



6

+

2

=

I counted _____ hats in all.

2. Count on to solve the number sentences.

a.

7

+

3

=

b.

8

+

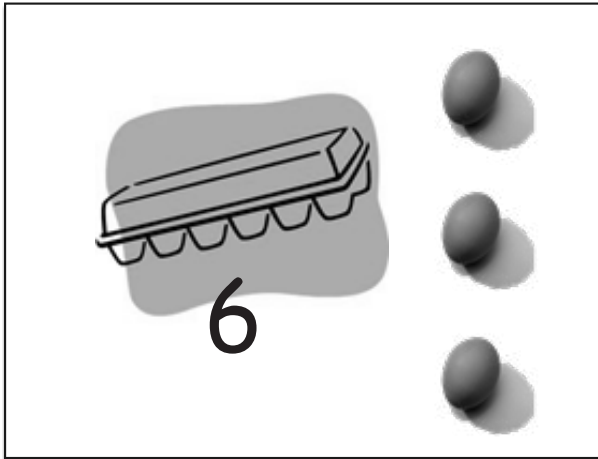
2

=


Name _____

Date _____

Use the picture to add.



Show the shortcut you used to add.



$$\square + \square = \square$$

There are _____ eggs total.

Name _____

Date _____

Solve the number sentences. Circle the tool or strategy you used.

a. $5 + \square = \square 7$

I counted on using



Or

I just knew



b. $6 + \square = \square 9$

I counted on using



Or

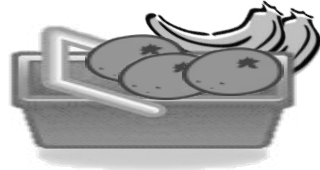
I just knew




Name _____

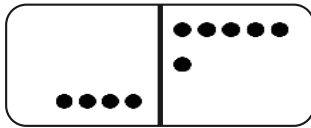
Date _____

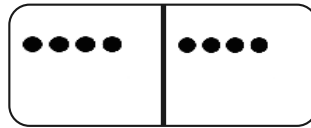
1. Use math drawings to make the pictures equal. Connect them below with = to make true number sentences.

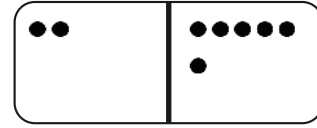




2. Shade the equal dominoes. Write a true number sentence.







Name _____

Date _____

Find two ways to fix each number sentence to make it true.

a.

$$7 + 3 = 6 + 2$$

$$\begin{array}{rcl} 7 + 3 & = & 6 + 4 \\ \hline & & \\ \hline \end{array}$$

b.


$$8 + 1 = 3 + 5$$

$$\begin{array}{rcl} & & \\ \hline & & \\ \hline \end{array}$$

Name _____

Date _____

Use the picture and write the number sentences to show the parts in a different order.



$$\underline{\quad} + \underline{\quad} = \underline{\quad}$$

$$\underline{\quad} + \underline{\quad} = \underline{\quad}$$

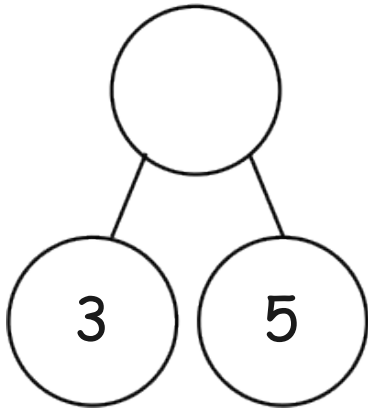
$$\underline{\quad} = \underline{\quad} + \underline{\quad}$$

$$\underline{\quad} = \underline{\quad} + \underline{\quad}$$

Name _____ Date _____

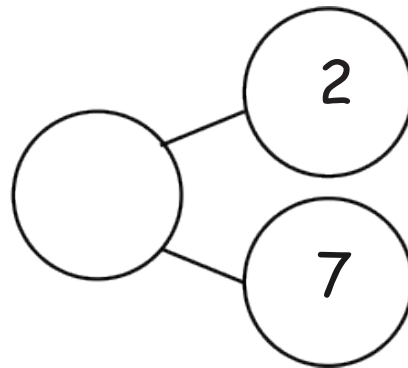
Circle the larger part, and complete the number bond. Write the number sentence, starting with the larger part.

a.



$$\square + \square = \square$$

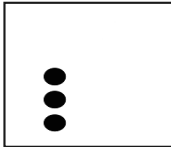
b.



$$\square + \square = \square$$

Name _____ Date _____

Write the double and double plus 1 number sentence for each 5-group card.



Name _____

Date _____

Some of the addends in this chart are missing! Fill in the missing numbers.

1 + 0	1 + 1	1 + 2	1 + 3	1 + 4	1 + 5	1 + 6	1 + 7	1 + 8	1 + 9
2 + 0	2 + 1	2 + 2	2 + ____	2 + 4	2 + 5	2 + 6	2 + 7	2 + 8	
3 + 0	3 + 1	3 + 2	3 + ____	3 + 4	3 + 5	3 + 6	3 + 7		
4 + 0	4 + ____	4 + 2	4 + 3	____ + 4	____ + 5	____ + 6			
5 + 0	5 + ____	5 + 2	5 + 3	5 + 4	5 + 5				
6 + 0	6 + ____	6 + 2	6 + 3	6 + 4					
7 + ____	7 + 1	7 + 2	7 + 3						
8 + ____	8 + 1	8 + 2							
9 + ____	9 + 1								
10 + 0									

Name _____

Date _____

1. Circle all the boxes that total 10.
2. Draw an X through all the boxes that total 8.

1 + 0	1 + 1	1 + 2	1 + 3	1 + 4	1 + 5	1 + 6	1 + 7	1 + 8	1 + 9
2 + 0	2 + 1	2 + 2	2 + 3	2 + 4	2 + 5	2 + 6	2 + 7	2 + 8	
3 + 0	3 + 1	3 + 2	3 + 3	3 + 4	3 + 5	3 + 6	3 + 7		
4 + 0	4 + 1	4 + 2	4 + 3	4 + 4	4 + 5	4 + 6			
5 + 0	5 + 1	5 + 2	5 + 3	5 + 4	5 + 5				
6 + 0	6 + 1	6 + 2	6 + 3	6 + 4					
7 + 0	7 + 1	7 + 2	7 + 3						
8 + 0	8 + 1	8 + 2							
9 + 0	9 + 1								
10 + 0									

Name _____

Date _____

Solve the number sentences. Use the key to color. Once the box is colored, you do not need to color it again.

a. $5 + 2 = \underline{\quad}$

b. $7 + 2 = \underline{\quad}$

c. $2 + 3 = \underline{\quad}$

d. $3 + 3 = \underline{\quad}$

e. $7 = 1 + \underline{\quad}$

f. $2 = 1 + \underline{\quad}$

g. $\underline{\quad} = 4 + 4$

h. $8 + 2 = \underline{\quad}$

i. $3 + 4 = \underline{\quad}$

j. $\underline{\quad} = 5 + 4$

k. $10 = 1 + \underline{\quad}$

l. $10 = 5 + \underline{\quad}$

Color doubles red.

Color +1 blue.

Color +2 green.

Color doubles +1 brown.

Challenge:

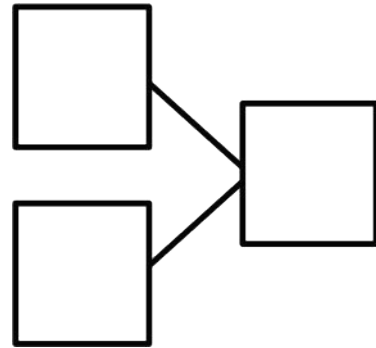
List the number sentences that can be colored more than 1 way.

Name _____

Date _____

Solve the math story. Complete the number bond and number sentences. Color the unknown number yellow.

Rich bought 6 cans of soda on Monday.
He bought some more on Tuesday.
Now, he has 9 cans of soda.
How many cans did Rich buy on Tuesday?



Rich bought _____ cans.

$$\square + \square = \square$$
$$\square - \square = \square$$

Name _____ Date _____

Use the number path to solve. Write the addition sentence you used to help you solve.

1	2	3	4	5	6	7	8	9	10
---	---	---	---	---	---	---	---	---	----

a. $7 - 5 =$ _____

b. $9 - 2 =$ _____

c. _____ $= 10 - 3$

Name _____ Date _____

To solve $7 - 6$, Ben thinks you should count back, and Pat thinks you should count on. Which is the best way to solve this expression? Make a simple math drawing to show why.

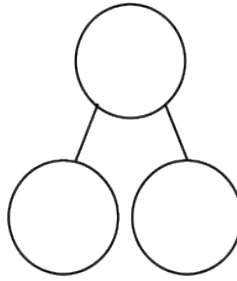
$$7 - 6 = \underline{\hspace{2cm}}$$

Name _____

Date _____

Read the problem. Make a math drawing to solve.

There were 9 kites flying in the park. Three kites got caught in trees. How many kites were still flying?



$$\underline{\quad} - \underline{\quad} = \underline{\quad}$$

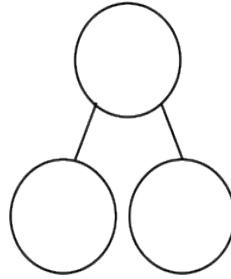

_____ kites were still flying.

Name _____

Date _____

Read the story. Make a math drawing to solve.

There are 9 baseball players on the team. Seven are on the bench. How many are not on the bench?



$$\underline{\quad} - \underline{\quad} = \underline{\quad}$$

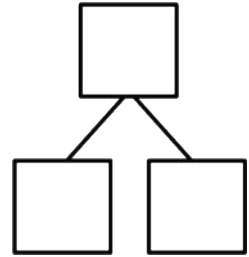
_____ players are not on the bench.

Name _____

Date _____

Draw and label a picture number bond to solve.

Toby collects shells. On Monday, he finds 6 shells. On Tuesday, he finds some more. Toby finds a total of 9 shells. How many shells does Toby find on Tuesday?



$$\underline{\hspace{2cm}} + \underline{\hspace{2cm}} = \underline{\hspace{2cm}}$$

$$\underline{\hspace{2cm}} - \underline{\hspace{2cm}} = \underline{\hspace{2cm}}$$

Toby finds _____ shells on Tuesday.

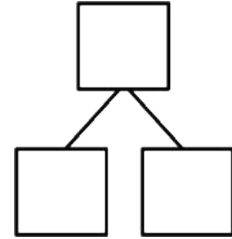
Name _____

Date _____

Make a math drawing, and circle the part you know. Cross out the unknown part.
Complete the number sentence and number bond.

Deb blows up 9 balloons. Some balloons popped. Three balloons are left.
How many balloons popped?

_____ balloons popped.



$$\square - \square = \square$$

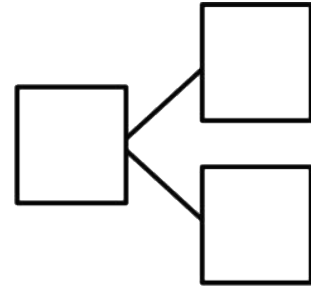
Name _____

Date _____

Read the math story. Make a math drawing and solve.

Glenn has 9 pens. Five are black. The rest are blue. How many pens are blue?

_____ pens are blue.



$$\underline{\hspace{2cm}} - \underline{\hspace{2cm}} = \underline{\hspace{2cm}}$$

$$\underline{\hspace{2cm}} + \underline{\hspace{2cm}} = \underline{\hspace{2cm}}$$

Name _____ Date _____

Complete the number sentences. If you want, use 5-group drawings to show the subtraction.

1.

$$9 - 1 = \underline{\quad}$$

2.

$$8 = \underline{\quad} - 0$$

3.

$$8 = \underline{\quad} - 1$$

4.

$$10 = 10 - \underline{\quad}$$

Name _____

Date _____

Make 5-group drawings to show the subtraction.

1.

2.

$$9 - \underline{\quad} = 1$$

$$0 = 10 - \underline{\quad}$$

3.

4.

$$1 = \underline{\quad} - 7$$

$$0 = \underline{\quad} - 9$$

Name _____

Date _____

Solve the number sentences. Make a number bond.

Draw a picture or write a statement about the strategy that helped you.

Doubles helped me
solve!



$$6 - 3 = 3$$

1. _____ - 5 = 5

2. 8 - _____ = 4

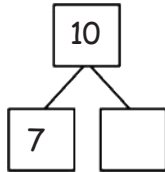
3. 9 - _____ = 4

Name _____

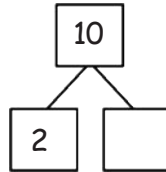
Date _____

Fill in the missing part. Draw a math picture if needed. Write the 2 matching subtraction sentences.

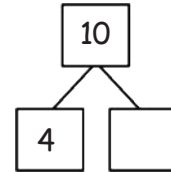
1.



2.



3.

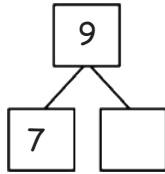


Name _____

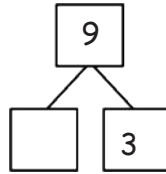
Date _____

Fill in the missing part. Draw a math picture if needed. Write the 2 matching subtraction sentences.

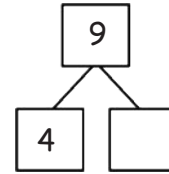
1.



2.



3.

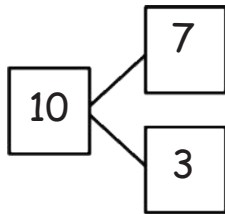


Name _____

Date _____

Write the related number sentences for the number bonds.

1.



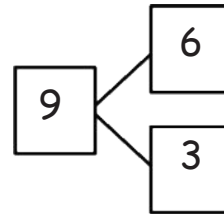
$$\underline{\quad} - \underline{\quad} = \underline{\quad}$$

$$\underline{\quad} + \underline{\quad} = \underline{\quad}$$

$$\underline{\quad} \bigcirc \underline{\quad} = \underline{\quad}$$

$$\underline{\quad} \bigcirc \underline{\quad} = \underline{\quad}$$

2.



$$\underline{\quad} - \underline{\quad} = \underline{\quad}$$

$$\underline{\quad} + \underline{\quad} = \underline{\quad}$$

$$\underline{\quad} \bigcirc \underline{\quad} = \underline{\quad}$$

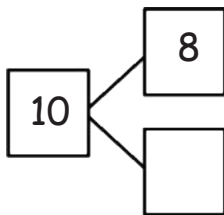
$$\underline{\quad} \bigcirc \underline{\quad} = \underline{\quad}$$

Name _____

Date _____

Write the related number sentences for the number bonds.

1.



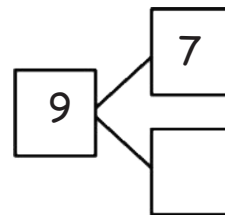
$$\underline{\quad} - \underline{\quad} = \underline{\quad}$$

$$\underline{\quad} + \underline{\quad} = \underline{\quad}$$

$$\underline{\quad} \bigcirc \underline{\quad} = \underline{\quad}$$

$$\underline{\quad} \bigcirc \underline{\quad} = \underline{\quad}$$

2.



$$\underline{\quad} - \underline{\quad} = \underline{\quad}$$

$$\underline{\quad} + \underline{\quad} = \underline{\quad}$$

$$\underline{\quad} \bigcirc \underline{\quad} = \underline{\quad}$$

$$\underline{\quad} \bigcirc \underline{\quad} = \underline{\quad}$$