



Language Studio

Activity Book

Grade 1

Volume 3

Grade 1

Language Studio 8–11

Volume 3

Activity Book



ISBN 978-1-68161-527-1

© 2015 The Core Knowledge Foundation and its licensors
www.coreknowledge.org

Revised and additional material
© 2015 Amplify Education, Inc. and its licensors
www.amplify.com

All Rights Reserved.

Core Knowledge Language Arts is a trademark
of the Core Knowledge Foundation.

Trademarks and trade names are shown in this book
strictly for illustrative and educational purposes and
are the property of their respective owners. References
herein should not be regarded as affecting the validity
of said trademarks and trade names.

Printed in the USA
NALS01 RROW 2016

Contents



VOLUME 3

Language Studio 8 Animals and Habitats	1
<hr/>	
Language Studio 9 Fairy Tales	33
<hr/>	
Language Studio 10 A New Nation: American Independence	73
<hr/>	
Language Studio 11 Frontier Explorers	79
<hr/>	

Language Studio 8

Animals and Habitats





NAME: _____

DATE: _____

1.1S

ACTIVITY PAGE

LANGUAGE STUDIO 8: ANIMALS AND HABITATS





NAME: _____

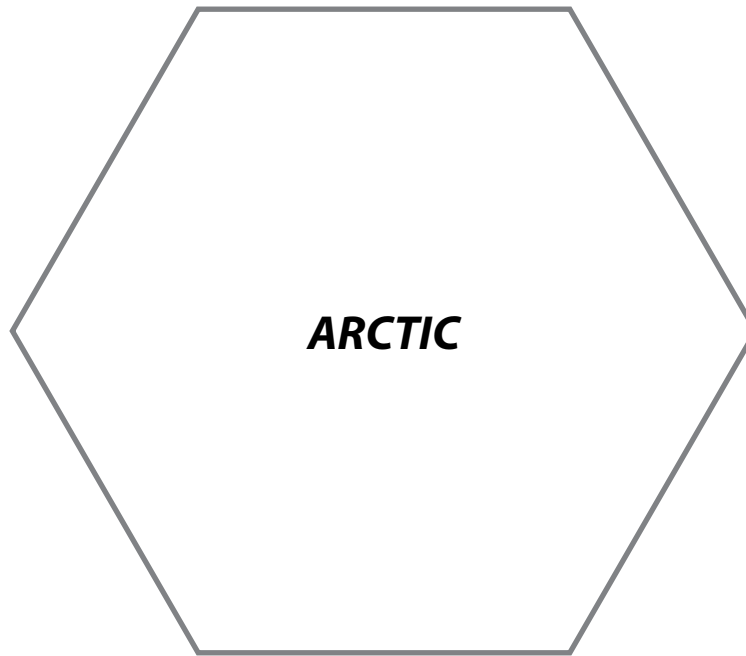
DATE: _____

2.1S

ACTIVITY PAGE

LANGUAGE STUDIO 8: ANIMALS AND HABITATS

Directions: Write describing words and phrases about the Arctic around this idea web. Choose two or three words and phrases, and write a sentence about the Arctic.





NAME: _____


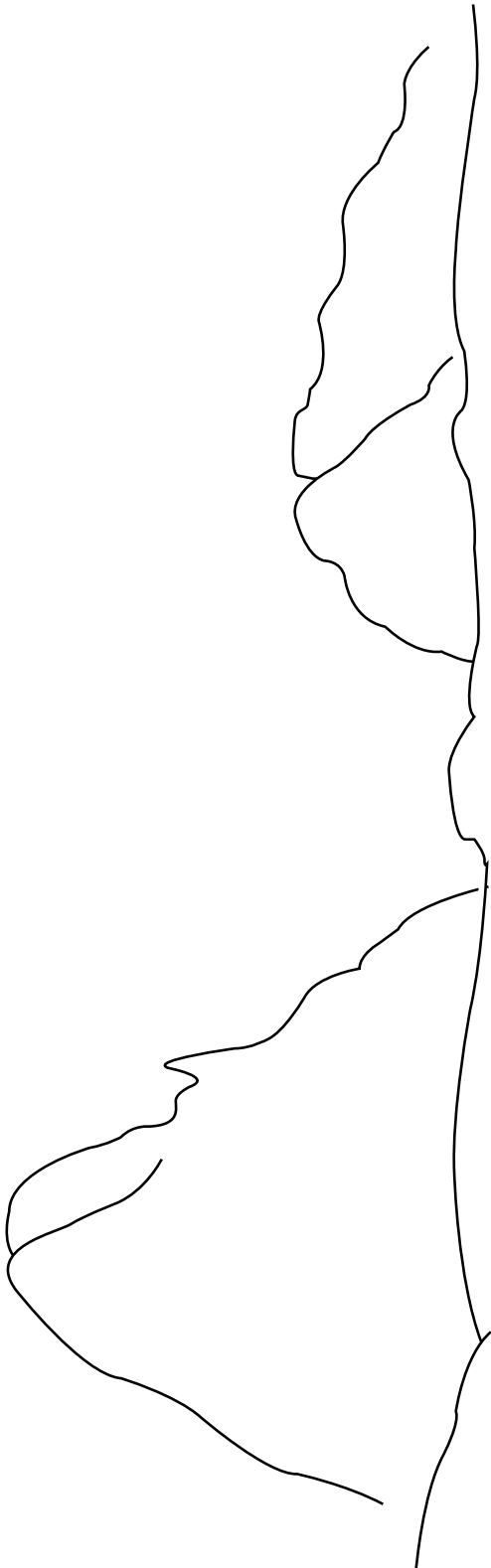
DATE: _____

2.2S

ACTIVITY PAGE

LANGUAGE STUDIO 8: ANIMALS AND HABITATS

Directions: Draw and write about the Arctic habitat.





NAME: _____

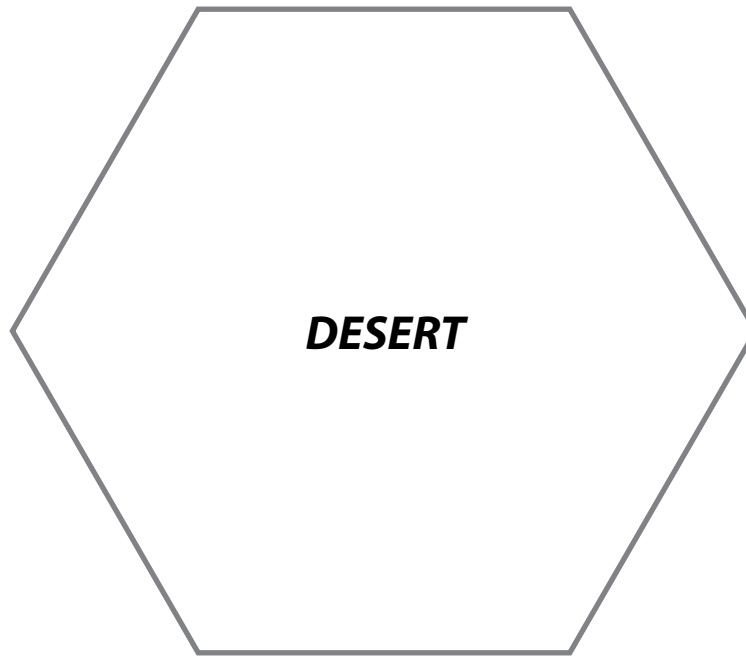
DATE: _____

3.1S

ACTIVITY PAGE

LANGUAGE STUDIO 8: ANIMALS AND HABITATS

Directions: Write describing words and phrases about the desert around this idea web. Choose two or three words and phrases, and write a sentence about the desert.





NAME: _____

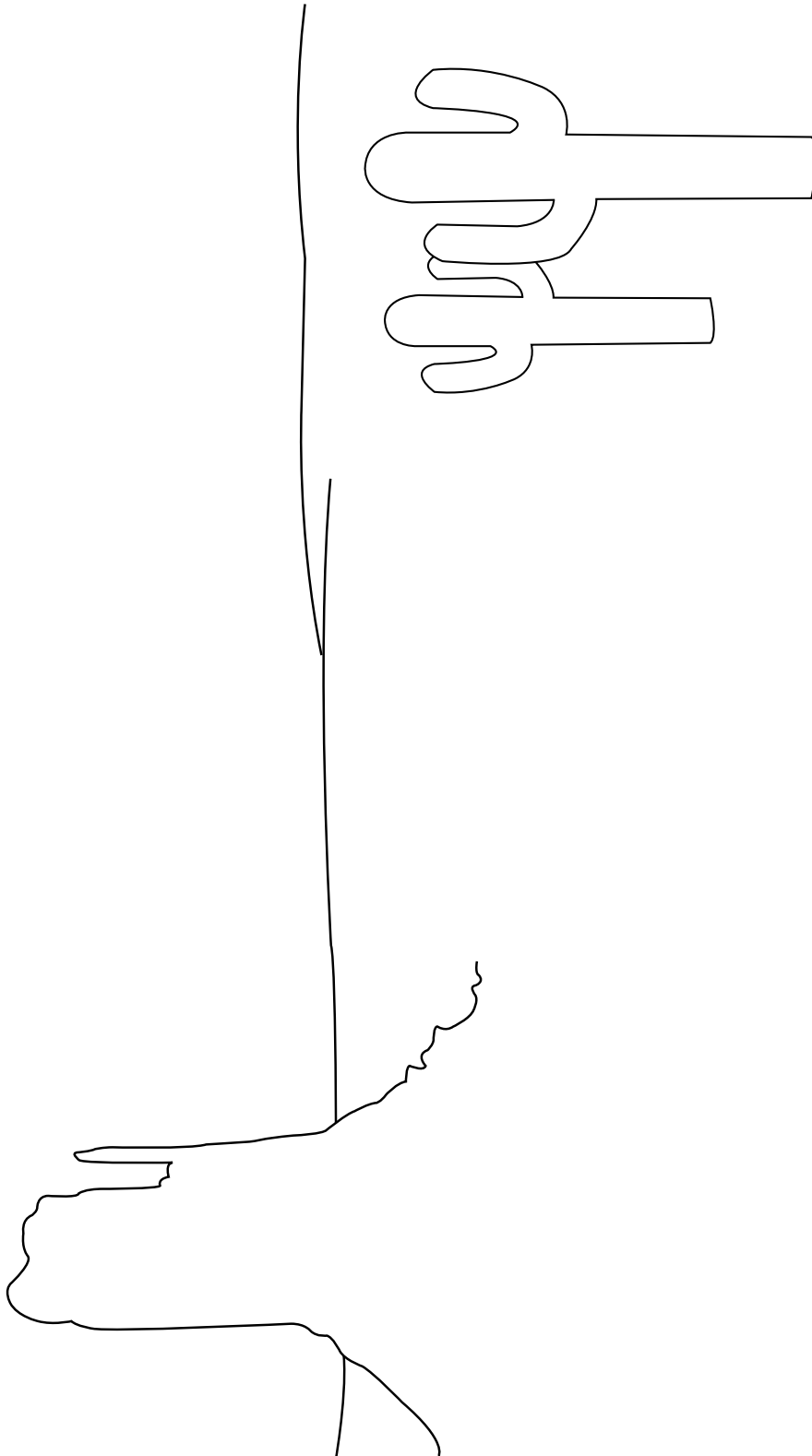
DATE: _____

3.2S

ACTIVITY PAGE

LANGUAGE STUDIO 8: ANIMALS AND HABITATS

Directions: Draw and write about the desert habitat.





NAME: _____

DATE: _____

4.1S

ACTIVITY PAGE

LANGUAGE STUDIO 8: ANIMALS AND HABITATS

Directions: Draw and write about the savanna habitat.





NAME: _____


DATE: _____

5.1S

ACTIVITY PAGE

LANGUAGE STUDIO 8: ANIMALS AND HABITATS

Directions: Draw and write about the forest habitat.





NAME: _____

DATE: _____

6.1S

ACTIVITY PAGE

LANGUAGE STUDIO 8: ANIMALS AND HABITATS

Directions: Write describing words and phrases about the rainforest around this idea web. Choose two or three words and phrases, and write a sentence about the rainforest.





NAME: _____

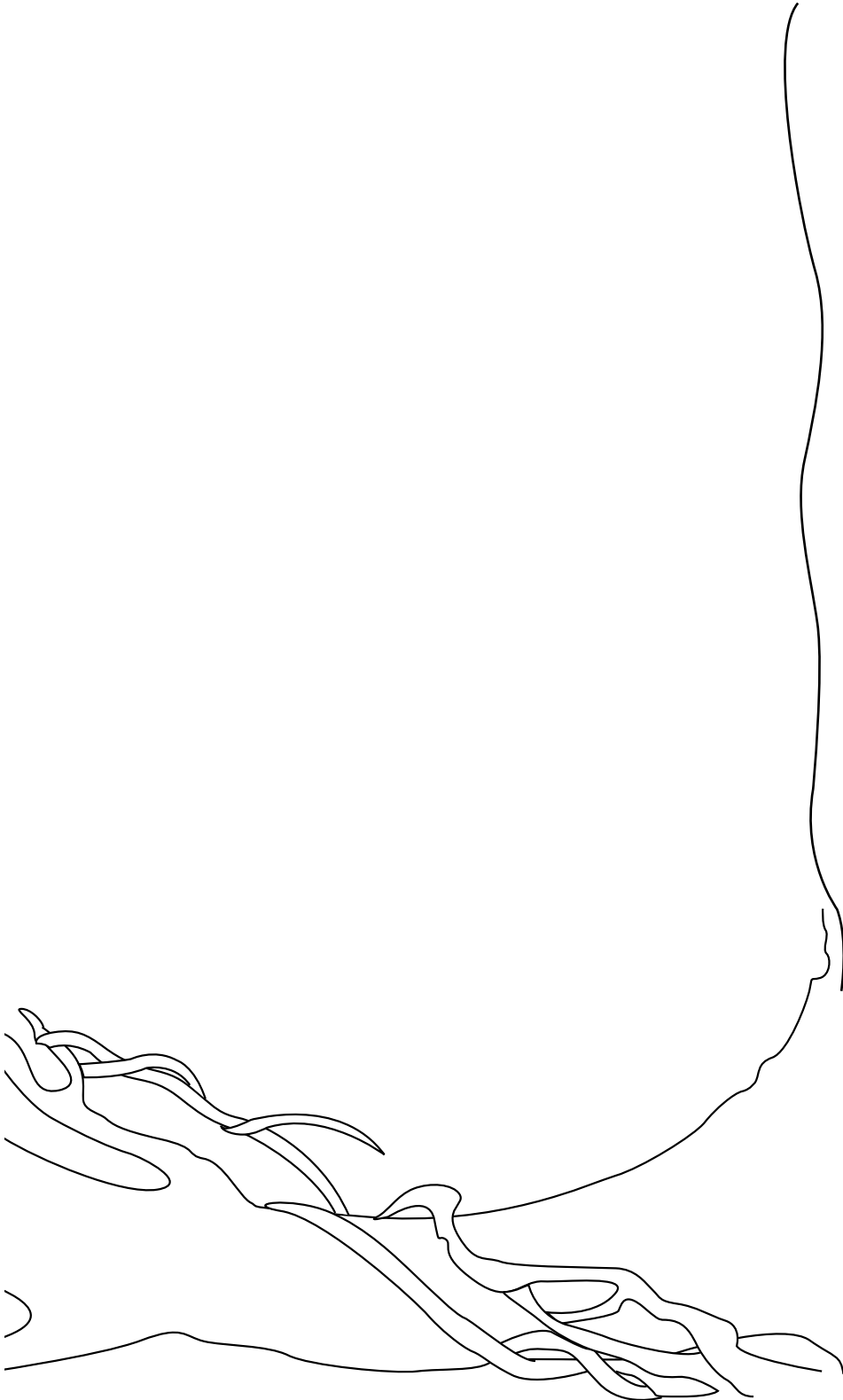
DATE: _____

6.2S

ACTIVITY PAGE

LANGUAGE STUDIO 8: ANIMALS AND HABITATS

Directions: Draw and write about the rainforest habitat.





NAME: _____

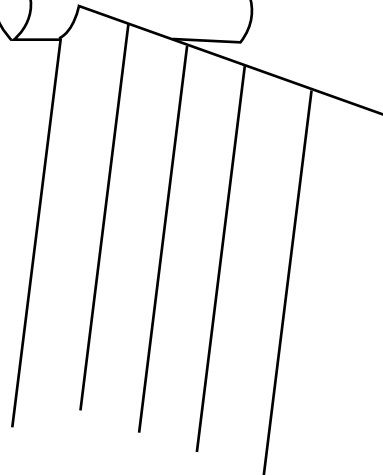
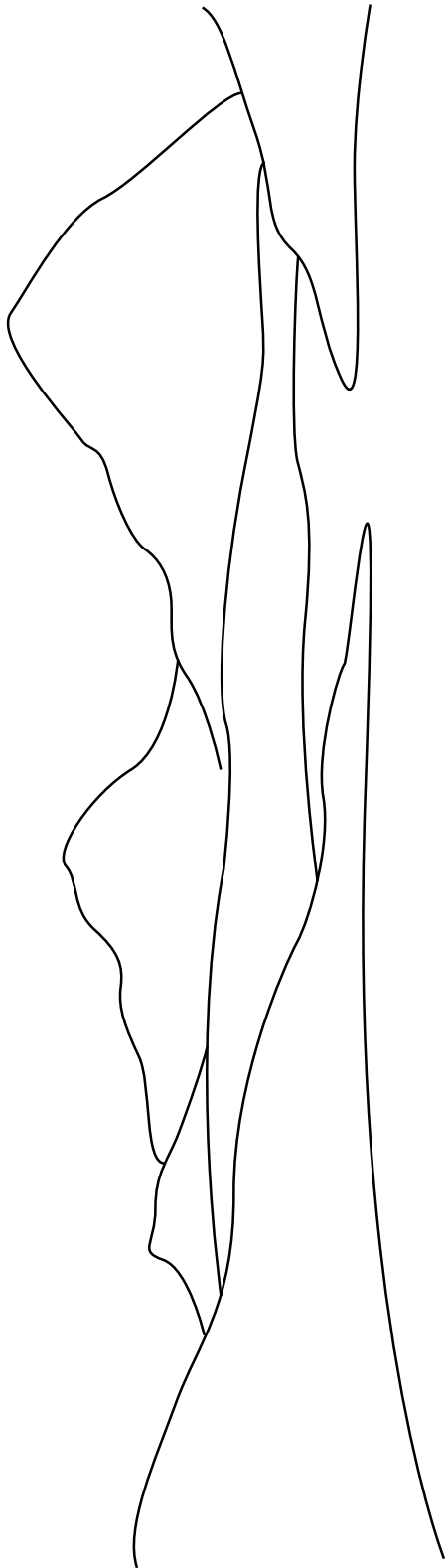
DATE: _____

7.1S

ACTIVITY PAGE

LANGUAGE STUDIO 8: ANIMALS AND HABITATS

Directions: Draw and write about the freshwater habitat.





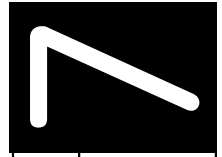

NAME: _____

DATE: _____

8.1S

ACTIVITY PAGE

LANGUAGE STUDIO 8: ANIMALS AND HABITATS



Directions: Draw and write about the saltwater habitat.



NAME: _____

DATE: _____

8.25

ACTIVITY PAGE

LANGUAGE STUDIO 8: ANIMALS AND HABITATS

My Habitats Journal

By _____



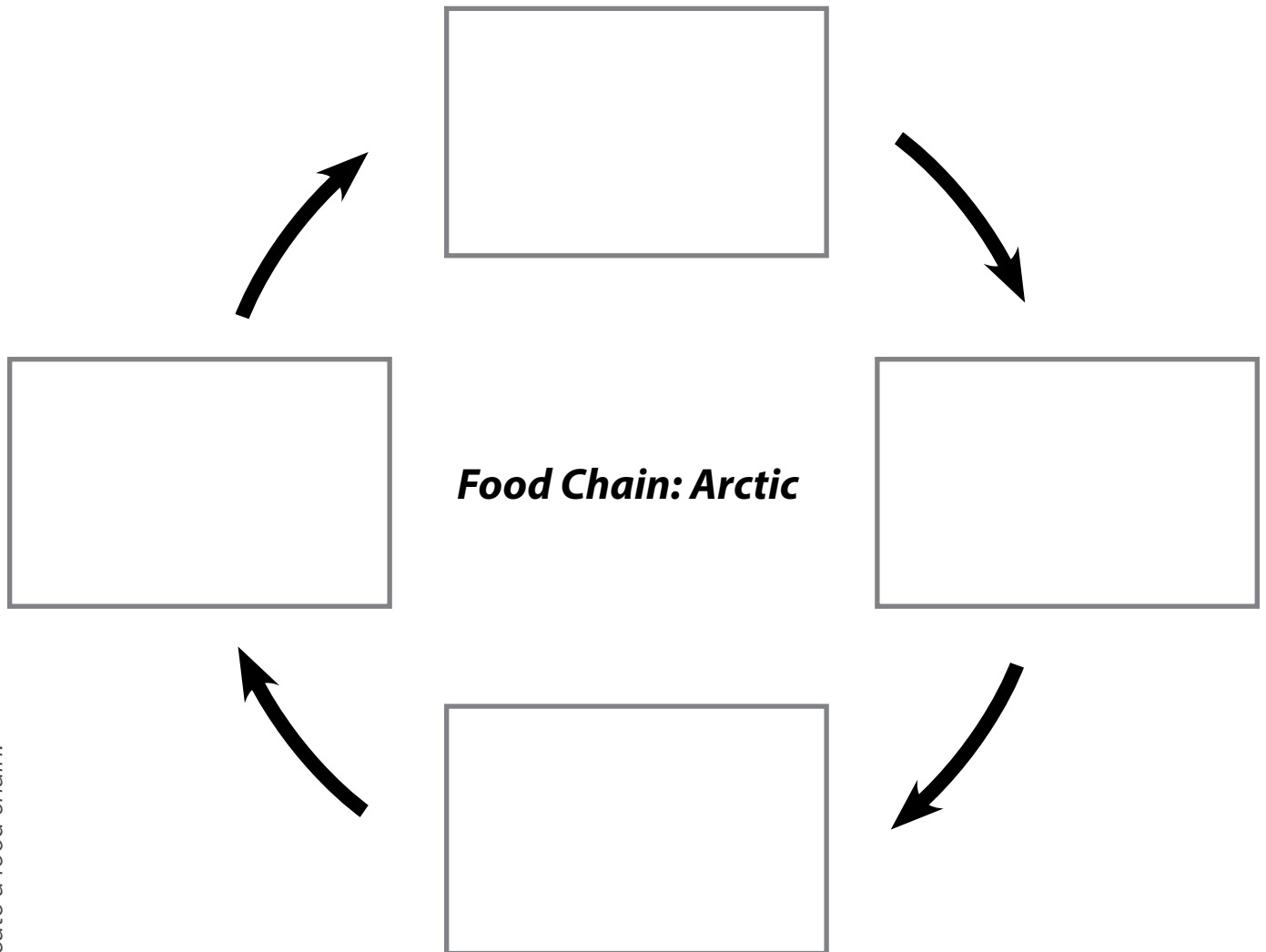
NAME: _____

DATE: _____

9.1S

ACTIVITY PAGE

LANGUAGE STUDIO 8: ANIMALS AND HABITATS



Directions: Cut and paste the images to create a food chain.





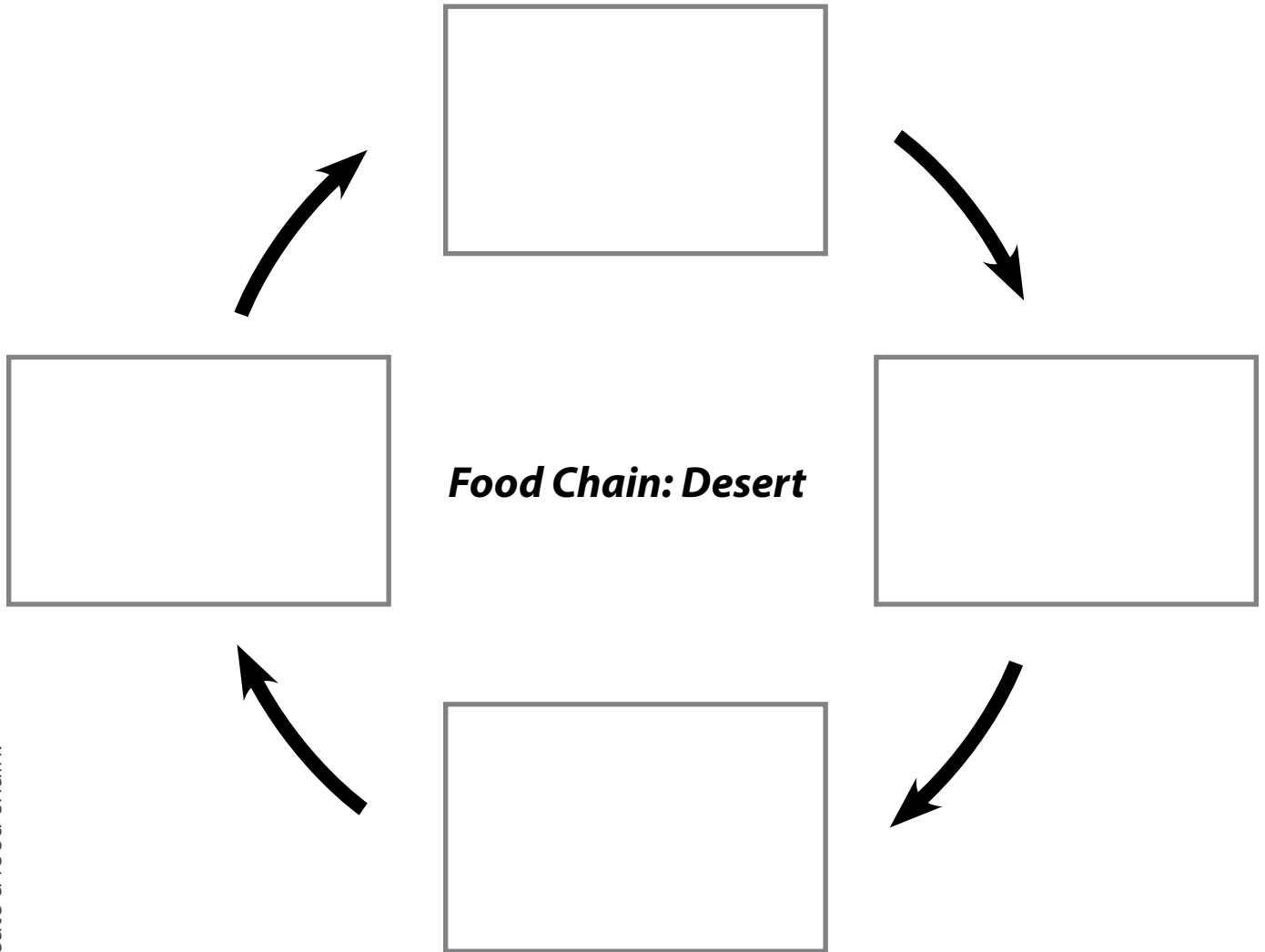
NAME: _____

DATE: _____

9.2S

ACTIVITY PAGE

LANGUAGE STUDIO 8: ANIMALS AND HABITATS



Directions: Cut and paste the images to create a food chain.





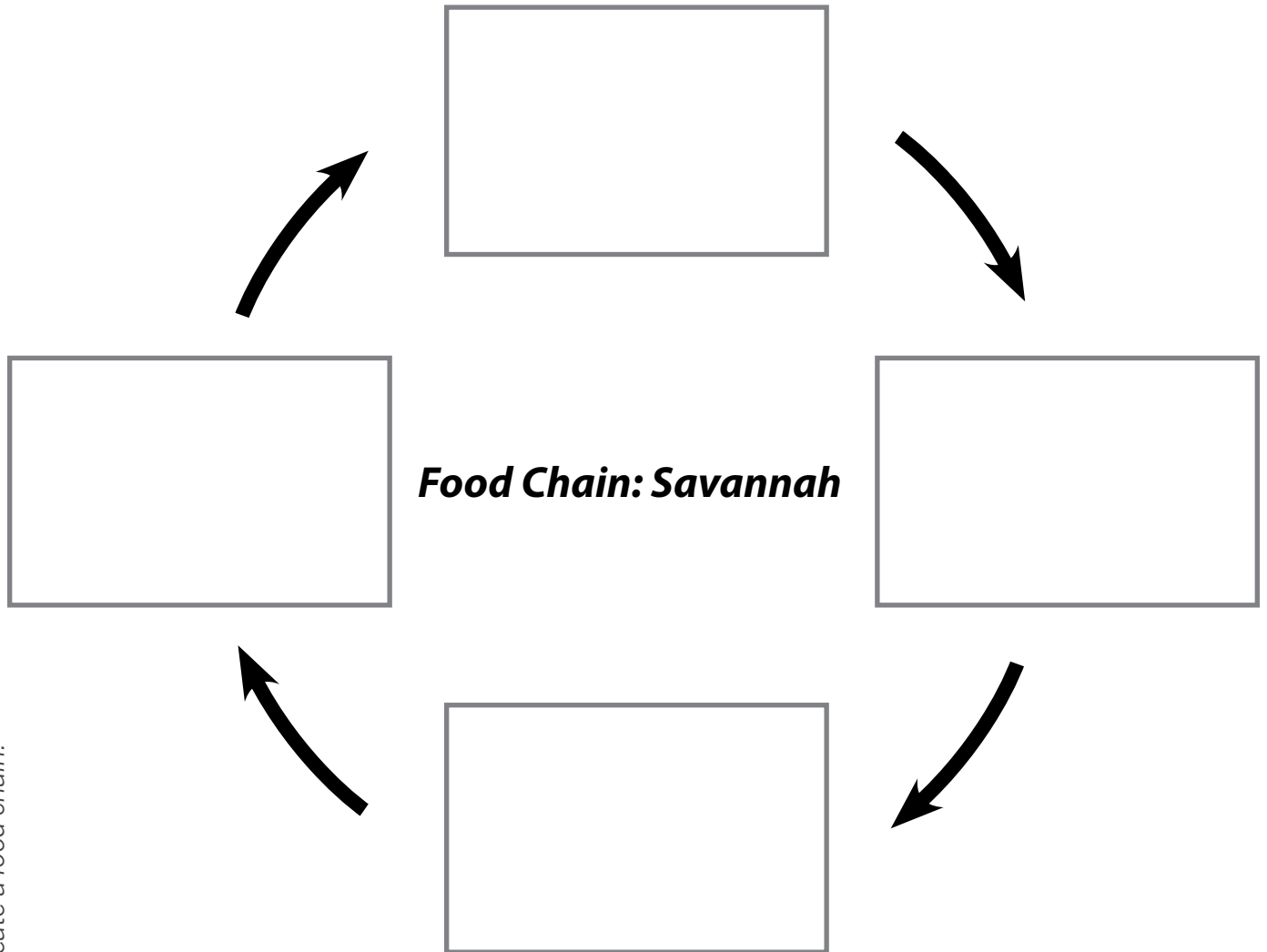
NAME: _____

DATE: _____


9.3S

ACTIVITY PAGE

LANGUAGE STUDIO 8: ANIMALS AND HABITATS



Directions: Cut and paste the images to create a food chain.



Language Studio 9

Fairy Tales





NAME: _____

DATE: _____

1.1S

ACTIVITY PAGE

LANGUAGE STUDIO 9: FAIRY TALES

Directions: Cut out the images from the story "Sleeping Beauty" and arrange them in the correct order on the story map.





NAME: _____

DATE: _____

1.1S
CONTINUED

ACTIVITY PAGE

LANGUAGE STUDIO 9: FAIRY TALES



Directions: Glue the sequenced images onto this story map.



NAME: _____

DATE: _____

2.1S

ACTIVITY PAGE

LANGUAGE STUDIO 9: FAIRY TALES***Comparing Fairy Tales***

	Alike	Different
Setting(s)		
Character(s)		
Fantasy/ Magic		
Problem(s)		
Solution(s)		
Ending		



NAME: _____

DATE: _____

2.2S

ACTIVITY PAGE

LANGUAGE STUDIO 9: FAIRY TALES

Elements of Fantasy and Reality

Fantasy	Reality



NAME: _____

DATE: _____

2.3S

ACTIVITY PAGE

LANGUAGE STUDIO 9: FAIRY TALES





NAME: _____

DATE: _____

3.1S

ACTIVITY PAGE

LANGUAGE STUDIO 9: FAIRY TALES

Comparing Settings and Characters

Setting(s)	Character(s)	"Sleeping Beauty"	"Rumpelstiltskin"	"Rapunzel"



NAME: _____

DATE: _____

5.1S

ACTIVITY PAGE

LANGUAGE STUDIO 9: FAIRY TALES

Directions: Cut out the images from the story "The Frog Prince" and arrange them in the correct order on the story map.





NAME: _____

DATE: _____

5.1S
CONTINUED

ACTIVITY PAGE

LANGUAGE STUDIO 9: FAIRY TALES





NAME: _____

DATE: _____

5.1S
CONTINUED

ACTIVITY PAGE

LANGUAGE STUDIO 9: FAIRY TALES



Directions: Glue the sequenced images onto this story map.



NAME: _____

DATE: _____

5.1S
CONTINUED

ACTIVITY PAGE

LANGUAGE STUDIO 9: FAIRY TALES





NAME: _____

DATE: _____

7.1S

ACTIVITY PAGE

LANGUAGE STUDIO 9: FAIRY TALES

Directions: Cut out the images from the story "Hansel and Gretel" and arrange them in the correct order on the story map.





NAME: _____

DATE: _____

7.1S
CONTINUED

ACTIVITY PAGE

LANGUAGE STUDIO 9: FAIRY TALES





NAME: _____

DATE: _____

7.1S
CONTINUED

ACTIVITY PAGE

LANGUAGE STUDIO 9: FAIRY TALES



Directions: Glue the sequenced images onto this story map.



NAME: _____

DATE: _____

7.1S
CONTINUED

ACTIVITY PAGE

LANGUAGE STUDIO 9: FAIRY TALES





NAME: _____

DATE: _____

8.1S

ACTIVITY PAGE

LANGUAGE STUDIO 9: FAIRY TALES

Fairy Tale Planner	
Fairy Tale Title:	
Setting(s)- Time:	Place(s):
Characters:	
Fantasy/magic:	
Problem(s)	Solution(s)
Ending:	

LANGUAGE STUDIO 9: FAIRY TALES

Directions: Cut out the images from the story "Jack and the Beanstalk" and arrange them in the correct order on the story map.





NAME: _____

DATE: _____

9.1S
CONTINUED

ACTIVITY PAGE

LANGUAGE STUDIO 9: FAIRY TALES





NAME: _____

DATE: _____

9.1S
CONTINUED

ACTIVITY PAGE

LANGUAGE STUDIO 9: FAIRY TALES



Directions: Glue the sequenced images onto this story map.



NAME: _____

DATE: _____

9.1S
CONTINUED

ACTIVITY PAGE

LANGUAGE STUDIO 9: FAIRY TALES



Language Studio 10

A New Nation: American Independence





NAME: _____


DATE: _____

3.1S

ACTIVITY PAGE

LANGUAGE STUDIO 10: A NEW NATION: AMERICAN INDEPENDENCE

Directions: Draw a picture of something you learned about Paul Revere. Write the name "Paul Revere" on the line beneath the frame. Then, write a caption for your picture.






NAME: _____

DATE: _____

12.1S

ACTIVITY PAGE

LANGUAGE STUDIO 10: A NEW NATION: AMERICAN INDEPENDENCE



Directions: Draw an American symbol. Write a label or title for your picture on the line beneath the frame. Then, write a caption for your picture.

Language Studio 11

Frontier Explorers





NAME: _____

DATE: _____

1.1S


ACTIVITY PAGE

LANGUAGE STUDIO 11: FRONTIER EXPLORERS

Directions: Draw a picture showing what you think the frontier was like. Then write about what it would be like to journey to the frontier.



1





NAME: _____

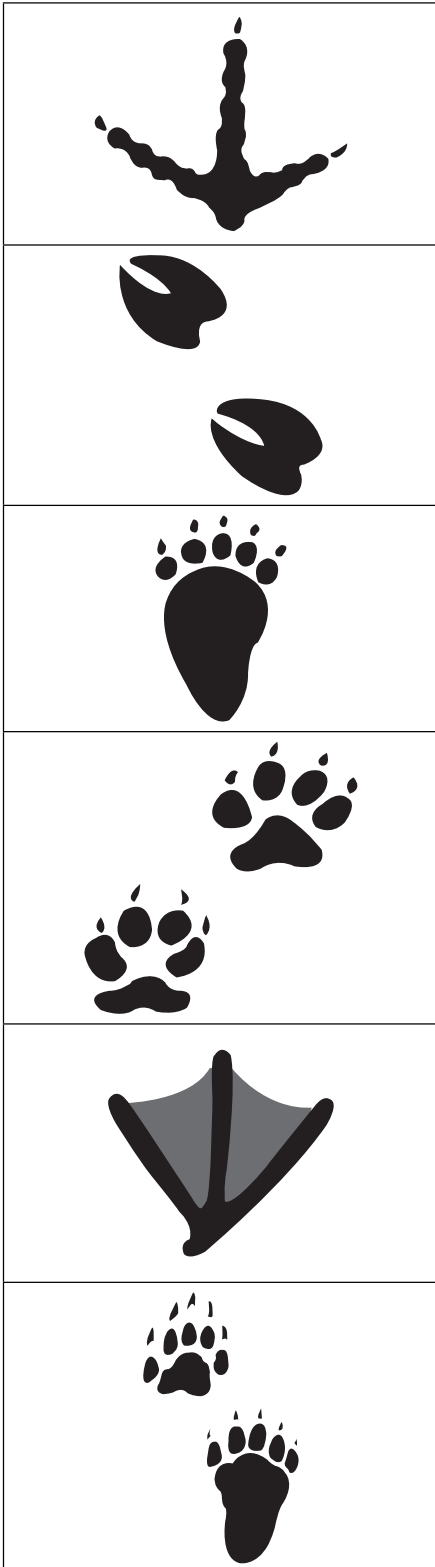
DATE: _____

2.1S

ACTIVITY PAGE

LANGUAGE STUDIO 11: FRONTIER EXPLORERS

Directions: Match the name of the animal on the right to its tracks on the left.



deer

coyote

skunk

turkey

bear

duck



NAME: _____

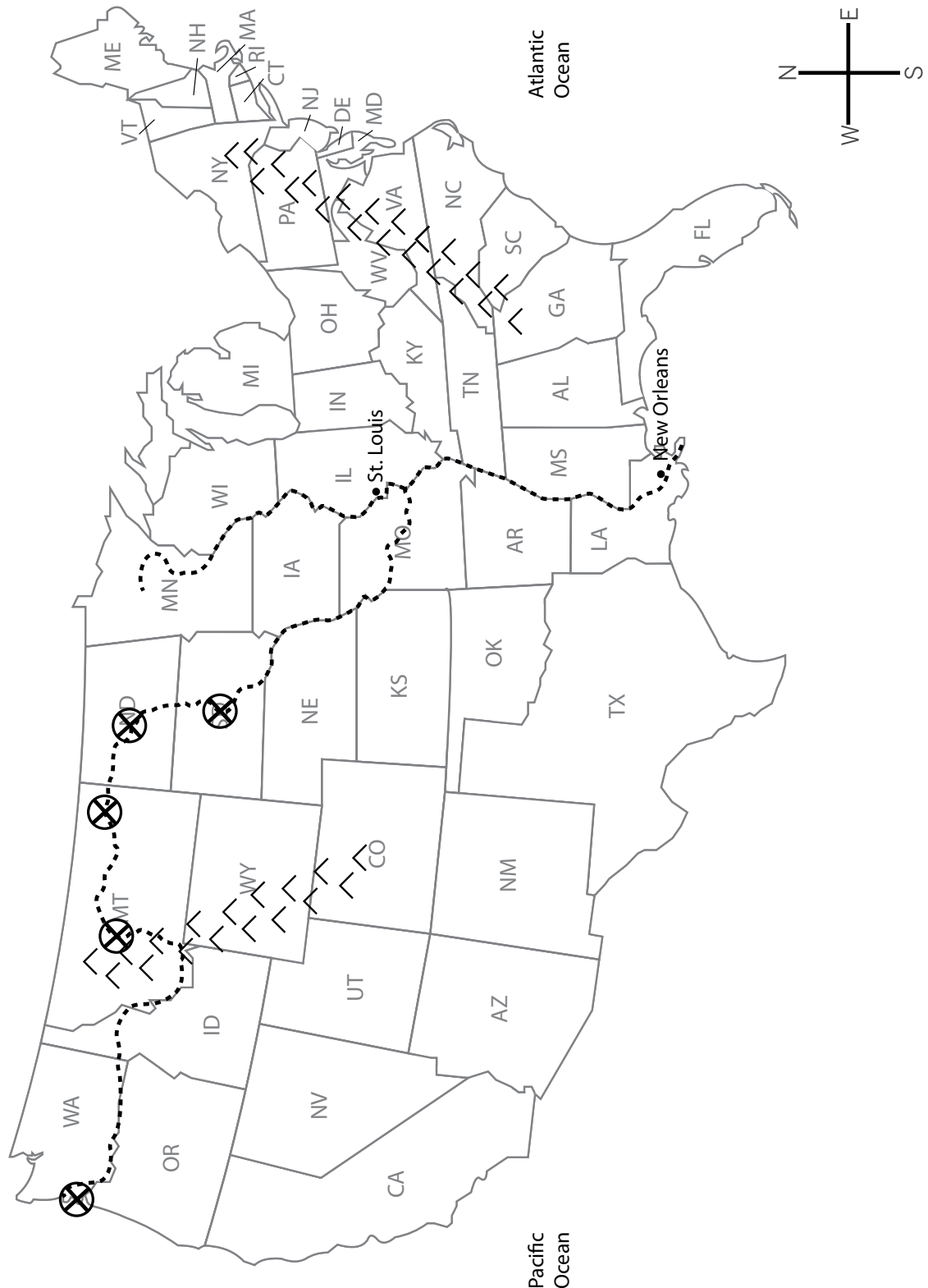
DATE: _____

2.2S

ACTIVITY PAGE

LANGUAGE STUDIO 11: FRONTIER EXPLORERS

Frontier Explorers Map





NAME: _____

DATE: _____

3.1S


ACTIVITY PAGE

LANGUAGE STUDIO 11: FRONTIER EXPLORERS

Directions: Explain why purchasing New Orleans from France was important to Thomas Jefferson.



2





NAME: _____

DATE: _____

4.1S

ACTIVITY PAGE

LANGUAGE STUDIO 11: FRONTIER EXPLORERS

Directions: Use this map and puzzle pieces to show how the United States doubled in size after the Louisiana Purchase.





NAME: _____

DATE: _____

4.1S
CONTINUED

ACTIVITY PAGE

LANGUAGE STUDIO 11: FRONTIER EXPLORERS





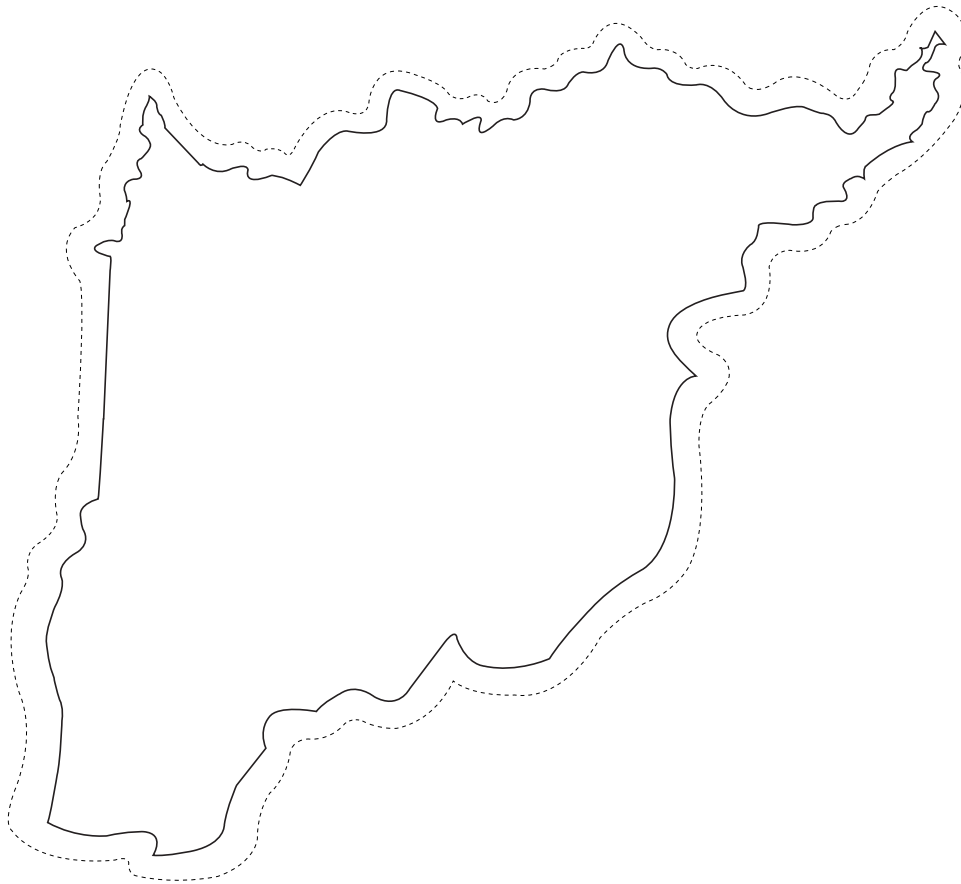
NAME: _____

DATE: _____

4.1S
CONTINUED

ACTIVITY PAGE

LANGUAGE STUDIO 11: FRONTIER EXPLORERS





NAME: _____




DATE: _____

5.1S

ACTIVITY PAGE

LANGUAGE STUDIO 11: FRONTIER EXPLORERS

Directions: Use this checklist to write down information about the three tasks that President Jefferson gave to Lewis and Clark.

Tasks Checklist		
		
<input type="checkbox"/>	<input type="checkbox"/>	<input type="checkbox"/>



NAME: _____

DATE: _____

5.2S


ACTIVITY PAGE

LANGUAGE STUDIO 11: FRONTIER EXPLORERS

Directions: Choose one of the tasks and draw it. Then write about whether the task is the easiest or hardest among the three tasks.



3





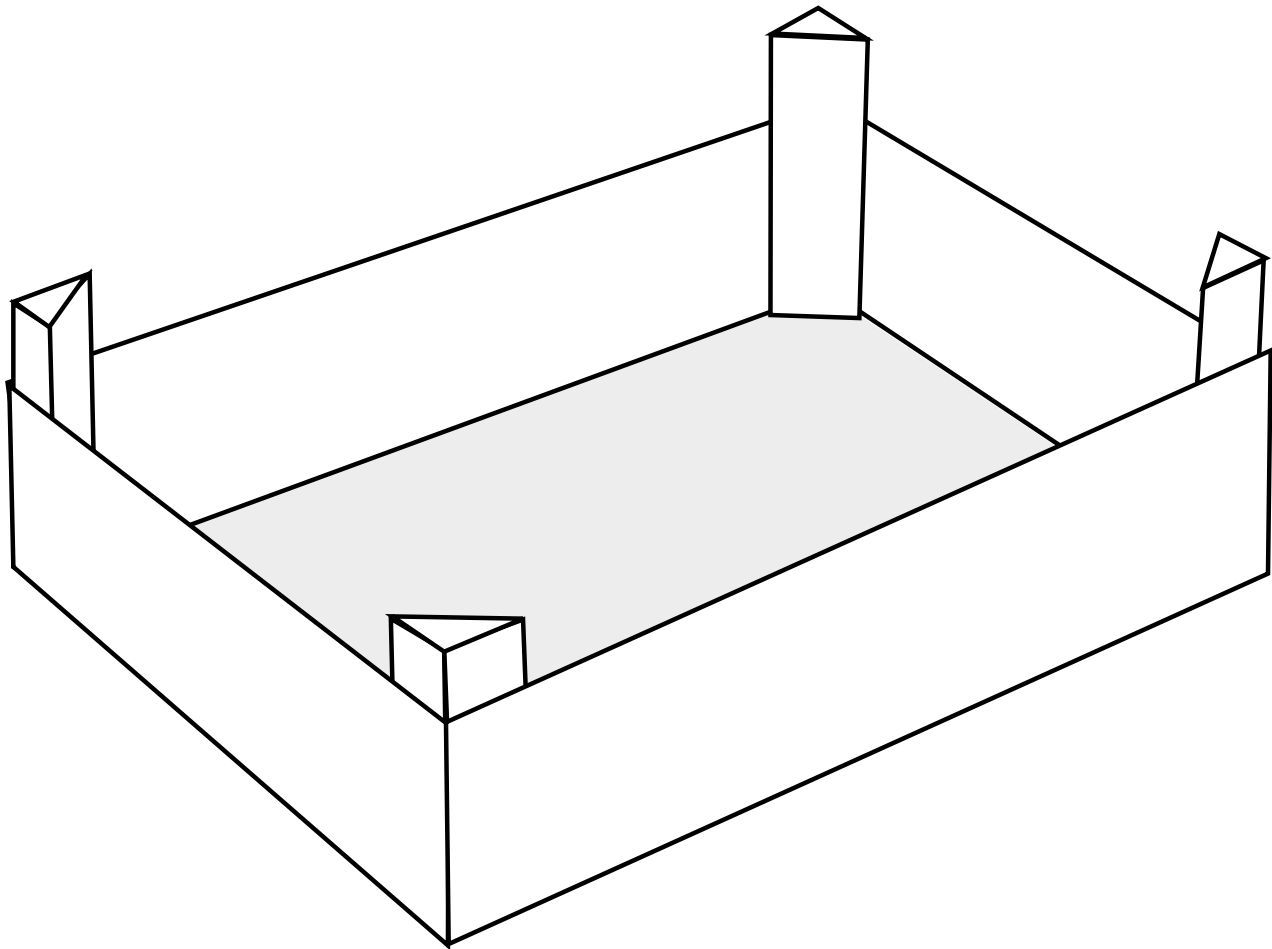
NAME: _____

DATE: _____

6.1S

ACTIVITY PAGE

LANGUAGE STUDIO 11: FRONTIER EXPLORERS



Directions: Draw and write about the supplies you think the explorers will need on their expedition.



NAME: _____

DATE: _____

7.1S

ACTIVITY PAGE

LANGUAGE STUDIO 11: FRONTIER EXPLORERS


Directions: Draw a picture of the most interesting thing you have seen or experienced during the expedition. Then write about it.



September _____, 1804



4






NAME: _____

DATE: _____

9.1S

ACTIVITY PAGE

LANGUAGE STUDIO 11: FRONTIER EXPLORERS



Directions: Write words and phrases to describe the red cedar.



NAME: _____

DATE: _____

9.2S

ACTIVITY PAGE

LANGUAGE STUDIO 11: FRONTIER EXPLORERS



Directions: Write words and phrases to describe the grizzly bear.



NAME: _____

DATE: _____

10.1S

ACTIVITY PAGE

LANGUAGE STUDIO 11: FRONTIER EXPLORERS

Directions: Draw a picture of your favorite part of the expedition. Then write about it and explain why it was your favorite part.




April 29, 1805



Handwriting practice lines consisting of solid top and bottom lines with a dashed middle line.

5





NAME: _____

DATE: _____

11.1S

TAKE-HOME

LANGUAGE STUDIO 11: FRONTIER EXPLORERS

America, the Beautiful

Written by Catherine Lee Bates

Composed by Samuel A. Ward

*O beautiful for spacious skies,
For amber waves of grain,
For purple mountain majesties
Above the fruited plain!*



*America! America!
God shed His grace on thee,
And crown thy good with brotherhood
From sea to shining sea!*



Directions: Help your child practice singing "America, the Beautiful."

Core Knowledge Language Arts

Series Editor-in-Chief

E. D. Hirsch, Jr.

President

Linda Bevilacqua

Rights Manager

Elizabeth Bland

Editorial Staff

Mick Anderson
Robin Blackshire
Laura Drummond
Emma Earnst
Lucinda Ewing
Sara Hunt
Rosie McCormick
Cynthia Peng
Liz Pettit
Tonya Ronayne
Deborah Samley
Kate Stephenson
Elizabeth Wafler
James Walsh
Sarah Zelinke

Design and Graphics Staff

Kelsie Harman
Liz Loewenstein
Bridget Moriarty
Lauren Pack
Cecilia Sorochin

Consulting Project Management Services

ScribeConcepts.com

Additional Consulting Services

Erin Kist
Carolyn Pinkerton
Scott Ritchie
Kelina Summers

Acknowledgments

These materials are the result of the work, advice, and encouragement of numerous individuals over many years. Some of those singled out here already know the depth of our gratitude; others may be surprised to find themselves thanked publicly for help they gave quietly and generously for the sake of the enterprise alone. To helpers named and unnamed we are deeply grateful.

Contributors to Earlier Versions of these Materials

Susan B. Albaugh, Kazuko Ashizawa, Kim Berrall, Ang Blanchette, Nancy Braier, Maggie Buchanan, Paula Coyner, Kathryn M. Cummings, Michelle De Groot, Michael Donegan, Diana Espinal, Mary E. Forbes, Michael L. Ford, Sue Fulton, Carolyn Gosse, Dorrit Green, Liza Greene, Ted Hirsch, Danielle Knecht, James K. Lee, Matt Leech, Diane Henry Leipzig, Robin Luecke, Martha G. Mack, Liana Mahoney, Isabel McLean, Steve Morrison, Julianne K. Munson, Elizabeth B. Rasmussen, Ellen Sadler, Rachael L. Shaw, Sivan B. Sherman, Diane Auger Smith, Laura Tortorelli, Khara Turnbull, Miriam E. Vidaver, Michelle L. Warner, Catherine S. Whittington, Jeannette A. Williams

We would like to extend special recognition to Program Directors Matthew Davis and Souzanne Wright who were instrumental to the early development of this program.

Schools

We are truly grateful to the teachers, students, and administrators of the following schools for their willingness to field test these materials and for their invaluable advice: Capitol View Elementary, Challenge Foundation Academy (IN), Community Academy Public Charter School, Lake Lure Classical Academy, Lepanto Elementary School, New Holland Core Knowledge Academy, Paramount School of Excellence, Pioneer Challenge Foundation Academy, New York City PS 26R (The Carteret School), PS 30X (Wilton School), PS 50X (Clara Barton School), PS 96Q, PS 102X (Joseph O. Loretan), PS 104Q (The Bays Water), PS 214K (Michael Friedsam), PS 223Q (Lyndon B. Johnson School), PS 308K (Clara Cardwell), PS 333Q (Goldie Maple Academy), Sequoyah Elementary School, South Shore Charter Public School, Spartanburg Charter School, Steed Elementary School, Thomas Jefferson Classical Academy, Three Oaks Elementary, West Manor Elementary.

And a special thanks to the CKLA Pilot Coordinators Anita Henderson, Yasmin Lugo-Hernandez, and Susan Smith, whose suggestions and day-to-day support to teachers using these materials in their classrooms was critical.

Core Knowledge Language Arts

Editorial Staff

Susan Lambert, Vice President, CKLA
Rachel Wolf, Editorial Director
Sarah McClurg, Senior Content Specialist
Elizabeth Wade, PhD, Managing Curriculum Developer
Patricia Erno, Senior Curriculum Developer
Jamie Raade, Senior Curriculum Developer
Marc Goldsmith, Curriculum Developer
Carrie Hughes, Curriculum Developer
Amber McWilliams, ELL Specialist
Brian Black, Managing Copy Editor

Project Management

Matthew Ely, Senior Project Manager
Jennifer Skelley, Senior Producer
Cesar Parra, Project Manager

Design and Graphics Staff

Todd Rawson, Design Director
Chris O'Flaherty, Art Director
Carmela Stricklett, Art Director
Stephanie Cooper, Art Director
Annah Kessler, Visual Designer
Erin O'Donnell, Senior Production Designer
Tim Chi Ly, Illustrator
John Starr, Illustrator

Contributors

Ann Andrew
Desirée Beach
Leslie Beach
Nicole Crook
Stephen Currie
Kira Dykema
Carol Emerson
Jennifer Flewelling
Mairin Genova
Christina Gonzalez Vega
Stephanie Hamilton
Rowena Hymer
Brooke Hudson
Jason Jacobs
Leslie Johnson
Debra Levitt
Bridget Looney
Christina Martinez
Julie McGeorge
Evelyn Norman
Leighann Pennington
Heather Perry
Tim Quiroz
Maureen Richel
Jessica Richardson
Carol Ronka
Laura Seal
Cynthia Shields
Alison Tepper
Karen Venditti
Carri Waloven
Michelle Warner



Amplify.

Credits

Every effort has been taken to trace and acknowledge copyrights. The editors tender their apologies for any accidental infringement where copyright has proved untraceable. They would be pleased to insert the appropriate acknowledgment in any subsequent edition of this publication. Trademarks and trade names are shown in this publication for illustrative purposes only and are the property of their respective owners. The references to trademarks and trade names given herein do not affect their validity.

All photographs are used under license from Shutterstock, Inc. unless otherwise noted.

Language Studio 8

Expert Reviewer

Christine L. May

Writer

Ewa Beaujon

Illustrators and Image Sources

Cover: Amplify Learning, Inc.; 1.1S: Alisa Haggard; 2.2S: Core Knowledge Staff; 3.2S: Core Knowledge Staff; 4.1S: Core Knowledge Staff; 5.1S: Core Knowledge Staff; 6.2S: Core Knowledge Staff; 7.1S: Core Knowledge Staff; 8.1S: Core Knowledge Staff; 9.1S: Shutterstock; 9.2S: Shutterstock; 9.3S: Shutterstock

Regarding the Shutterstock items listed above, please note: "No person or entity shall falsely represent, expressly or by way of reasonable implication, that the content herein was created by that person or entity, or any person other than the copyright holder(s) of that content."

Language Studio 9

Writer

Michelle De Groot

Illustrators and Image Sources

Cover: Amplify Learning, Inc.; 1.1S: Kristen Kwan; 2.3S: Kristen Kwan; 5.1S: Jacob Wyatt; 7.1S: Jed Henry; 9.1S: Jed Henry

Regarding the Shutterstock items listed above, please note: "No person or entity shall falsely represent, expressly or by way of reasonable implication, that the content herein was created by that person or entity, or any person other than the copyright holder(s) of that content."

Language Studio 10

Expert Reviewer

J. Chris Arndt

Writer

Catherine S. Whittington

Illustrators and Image Sources

Cover: Amplify Learning, Inc.; 3.1S: Shutterstock; 12.1S: Shutterstock

Regarding the Shutterstock items listed above, please note: "No person or entity shall falsely represent, expressly or by way of reasonable implication, that the content herein was created by that person or entity, or any person other than the copyright holder(s) of that content."

Language Studio 11

Expert Reviewers

Craig Thompson Friend; Jeffrey Hantman


Writers

Linda Bevilacqua; Anne Marie Pace; Catherine S. Whittington; James Weiss

Illustrators and Image Sources

Cover: Amplify Learning, Inc.; 1.1S: Shutterstock; 2.1S: Core Knowledge Staff; 2.2S: Shutterstock; 3.1S: Shutterstock; 4.1S: Shutterstock; 5.1S: Dustin Mackay; 5.2S: Shutterstock; 6.1S: Core Knowledge Staff; 7.1S: Shutterstock; 9.1S: Shutterstock; 9.2S: Shutterstock; 10.1S: Shutterstock; 11.1S: Shutterstock

Regarding the Shutterstock items listed above, please note: "No person or entity shall falsely represent, expressly or by way of reasonable implication, that the content herein was created by that person or entity, or any person other than the copyright holder(s) of that content."



ISBN 9781681615271



Amplify Core Knowledge Language Arts

