




# LEARNING MENU CHOICES

GRADE 3



May 4 - May 8



# LEARNING MENU VOCAB

GRADE 3

New vocabulary will be added as needed.



May 4 - May 8



3

Check our website daily for additional remote learning supports: [bit.ly/rsu57remote](https://bit.ly/rsu57remote)

# LEARNING MENU

MATH & STEM

GRADE 3

★ = EVERYDAY ITEMS

1 ★

Go onto IXL Math OR Khan Academy for at least 10 minutes to practice a math skill.



2

Practice your math facts (+, -, x, and/or ÷).

Suggested ways to practice: XtraMath, flash cards, Tower Math app, Reflex Math, IXL, Khan Academy, ConnectEd, etc.



3 ★

Weekly Esti-Mystery:

[Daily Clue](#)

Submit all estimates on Friday.  
Monday reveal!



4

Play [Division Arrays](#) with someone at home. You can make up your own numbers if you do not have cards or dice at home. You can use materials at home (legos, pasta, etc.) for counters if you'd like. Post a picture of your work for your teacher.  
[bit.ly/3f2NFXt](http://bit.ly/3f2NFXt)



5

Draw a fraction pizza (circle, square, or rectangle) and divide it into eighths. [Click for more.](#)



6

Play the rounding game. Click [here](#) for the activity. Post a picture of your work for your teacher.  
[bit.ly/3bRT41S](http://bit.ly/3bRT41S)



7

[Money Picture](#): Take a pile of spare change at home and create a picture using those coins. Add up the total value of money used in your picture. Post a picture of your work (money picture and total money value of the picture) for your teacher.



8

[Play SET](#)

Find the 4 or 6 sets. Try the [advanced version.](#)



9

Use cards between 0 to 9 (or a dice) to create two 3-digit numbers. Add or subtract the numbers. Post at least 5 completed problems for your teacher.

Click [here](#) for more details.  
[bit.ly/3cFm5hg](http://bit.ly/3cFm5hg)



10

Practice telling time to the nearest minute by completing the [worksheet](#) or T.3 on IXL in Grade 3 Math. Post your work for your teacher.  
[bit.ly/2xbXZLJ](http://bit.ly/2xbXZLJ)



11

Take one more trip back to the vernal pool that you visited earlier. How is the pool the same as it was before? [Click for more.](#)



12

Think about foxes that we have here in Maine. What do they look like? Where do they live? [Click here for more.](#)



Check our website daily for additional remote learning supports: [bit.ly/rsu57remote](http://bit.ly/rsu57remote)

May 4 - May 8



3

# LEARNING MENU LITERACY

GRADE 3

★ = EVERYDAY ITEMS

1 ★

Read to self for 20 minutes or more daily.



2

Read a story/book to someone in your house. Remember to practice your fluency and expression.



3

Listen to a story/book read by your teacher or librarian.



4

Raz Kids, NewsELA, or Reading Plus- Choose a book/story and answer the questions after you read.



5

IXL Diagnostic or Recommended Skills Language Arts 15 minutes



6 ★

For this week's journal you may continue writing about your daily activities, or you can choose one of the writing prompts

[Writing Prompts](#)



7

Grammar:  
Grammar Worksheet

[bit.ly/2VKttSN](http://bit.ly/2VKttSN)

Complete the daily language review page.



8

Picture Inferences  
Worksheet

[bit.ly/2W5Tv1R](http://bit.ly/2W5Tv1R)

To infer, use your background knowledge WITH the picture information you have in order to draw conclusions.



9

Practice reading a poem. Make a video of yourself reading the poem and share it with family living away or send it to your teacher.

[www.poetry4kids.com/](http://www.poetry4kids.com/)

Be sure to check the [fluency checklist](#).



10 Podcast: Why do Lions Roar?

[bit.ly/2y0vFzz](http://bit.ly/2y0vFzz)

Listen to the podcast and fill out the graphic organizer

[Podcast reflection sheet](#)



11

Listen to the story, [The Three Little Pigs](#) and fill out the [graphic organizer](#).

[safeYouTube.net/w/oPV9](https://safeYouTube.net/w/oPV9)



12

Writing Prompt

After listening to story *The Three Little Pigs*, how else could you have ended this story?



Check our website daily for additional remote learning supports: [bit.ly/rsu57remote](http://bit.ly/rsu57remote)

May 4 - May 8



3

# LEARNING MENU *SPECIALS*

GRADE 3

May 4 - May 8

1

**PE: Make Your Own P.E Equipment:** [Make Your Own P.E Equipment](#)



2

**PE**  
W.O.W (Workout of the Week): Wednesdays with Mrs. Person at 11:00:  
[rsu57.zoom.us/j/298414629](https://rsu57.zoom.us/j/298414629)



3

**PE**  
Sweat Box Challenge, click this link to try it:  
[Sweat Box Challenge](#)



4

**ART: Diorama**  
[Instructions](#)



5

**ART: Collagraph**  
[Instructions](#)



6

**ART:**  
Cardboard & Tinfoil Robot  
[Instructions](#)



**7 Music - Music Interview Project:** Talk with an older family member (parent, grandparent, aunt/uncle, etc) about their experiences with music. See your music teacher for more instructions. Share what you learned with your music teacher!



8

**Music**  
Use household objects, like silverware, to compose 8 beats of rhythmic notation. See your music teacher for further directions and examples. Send your music teacher a picture of your work!



9

**Music - Word Synth:** Experiment with the word synth to create your own mini song! Then share what you have made by filling out your teacher's survey which can be found here:  
[tinyurl.com/yb3aupgu](https://tinyurl.com/yb3aupgu)



**10 Library:** Pretend you are a news reporter! Read a NONFICTION book about a planet or object in our solar system using Epic or another reading app. Complete the attached [worksheet](#) to help you interview your planet and share it with your librarian.  
[Interview example](#)



11

[Coping with Social Distancing part 2](#)



12

[After the Fall](https://bit.ly/2V0nj46)  
[bit.ly/2V0nj46](https://bit.ly/2V0nj46)



Check our website daily for additional remote learning supports: [bit.ly/rsu57remote](https://bit.ly/rsu57remote)