




LEARNING MENU CHOICES

GRADE 3



May 18 - May 22



LEARNING MENU VOCAB

GRADE 3

New vocabulary will be added as needed.



May 18 - May 22



3

LEARNING MENU

MATH & STEM

GRADE 3

★ = EVERYDAY ITEMS

1 ★

★ Go onto IXL Math
OR
Khan Academy
for at least 10 minutes to
practice a math skill.



2

Practice your math facts
(+, -, x, and/or ÷).

Suggested ways to
practice: XtraMath, flash
cards, Tower Math app,
Reflex Math, IXL, Khan
Academy, ConnectEd, etc.



3

★ Weekly Esti-Mystery:

Weekly Esti-Mystery:

Daily Clue - Submit all
estimates on Friday.
Monday reveal!



4

Read the fairytale (can
count toward your read to
self minutes) and answer
the math questions about
the story.

The 3 Billy Goats Gruff



5

Play the Multiplication
squares game with
someone at home. Post
your finished game board
for your teacher to see.



6

One element of a fairy tale
is that things usually
happen in groups of 3 and 7.
Practice multiples of 3 and
7 by solving the facts in the
fact wheels.



7

Continue to practice
multiples of 3 and 7 in this
maze activity.



8

Play SET

Find the 4 or 6 sets. Try the
advanced version.



9

Part 1: Solve these fairy tale
word problems to practice
elapsed time.



10

Part 2: Continue practicing
elapsed time and solve the
rest of the fairy tale word
problems.



11

STEM: Watch the "How
can you keep a house from
blowing away in a
windstorm?" Mystery
Science video. Complete
the activity and post your
work for your teacher. You
can use the materials listed
in the video or what you
have at home.



12

STEM: Now that you've read
about Cinderella, you are
going to build your own
carriage and see how far it
can travel in this activity.



Check our website daily for additional remote learning supports: bit.ly/rsu57remote

May 18 - May 22



3

LEARNING MENU LITERACY

GRADE 3

★ = EVERYDAY ITEMS

1

★ Read to self for 20 minutes or more daily.



2

Read a story/book to someone in your house. Remember to practice your fluency and expression.



3

Listen to a story/book read by your teacher or librarian.



4

Listen to or read the story Cinderello on Raz-Kids. Answer the questions after you read.

[Printable version of the story Cinderello](#)

[Printable questions for the story](#)



5

IXL Diagnostic or Recommended Skills

Language Arts
15 minutes



6

★ For this week's journal you may continue writing about your daily activities, or you can choose one of the writing prompts

[Writing prompts](#)



7

Grammar:
Review the rules for quotation marks
[Quotation Marks rules](#)

Complete the quotation review page
[Quotation review page](#)



8

Picture inference worksheet
To infer, use your background knowledge WITH the picture information you have in order to draw conclusions

[Inference Worksheet](#)



[Listen to the story Cinderella](#)

Fill out the graphic organizer explaining why Cinderella is a fairy tale

[Graphic Organizer](#)

[Fairy Tale Elements Poster](#)



10

Fill out the [Venn diagram](#) to compare *Cinderella* and *Cinderello*



11

Using your Venn diagram, explain whether you like *Cinderella* or *Cinderello* better? Choose one and explain why you liked it best.



12

If you were granted a special night out, like *Cinderella*, where would you go and why?



LEARNING MENU SPECIALS

GRADE 3

May 18 - May 22

1

PE
**Health-related
Components of Fitness
Exercise Cube:**
<https://bit.ly/3dNHjdo>



2

PE
**W.O.W (Workout of the
Week): Wednesdays with
Mrs. Person at 11:00:**
<https://rsu57.zoom.us/j/298414629>



3

PE
**Number Line Drill, click
this link to try:**
<https://bit.ly/2WzTZih>



4

ART
How Creative Are You?
[Art directions, May 18-22](#)



5

ART
Origami
[Art directions, May 18-22](#)



6

ART
Make Your Own Clay
[Art directions, May 18-22](#)



7

Music
**Music Interview
Project**
Talk with an older family
member about their
experiences with music.
See your music teacher for
further instructions.



8

Music
Boom, Snap, Clap
Watch the video below to learn
the body percussion routine to
Boom Snap Clap. Can you do it
correctly? How fast can you go
without making a mistake? See
if you can do it as fast as Ms.
Eddy and Ms. Smith!
<https://tinyurl.com/ybatqajr>



9

Music
Band Instruments
Watch this video which
introduces the 6 instruments
that you could learn how to
play in 4th grade! Respond to
the google form to let us know
that you listened!
<https://safeYouTube.net/w/QiJB>



10

Library
Listen to the read aloud story
<https://bit.ly/35TGigS> and
watch these videos about
Maine: <https://bit.ly/2WtuKOA>
and <https://bit.ly/2ySeBJo> .
Use the Chatterkid app on your
iPad, make your own Maine
song or rap as a lobster,
moose, pine tree or other
Maine symbol. Chatterkid how-
to: <https://bit.ly/2Aqj3zx> |



11

SEL

[Dealing with
Disappointment](#)



12

SEL

[Brave Yoga](#)



Check our website daily for additional remote learning supports: bit.ly/rsu57remote



3