




LEARNING MENU CHOICES

GRADE 3



May 11 - May 15



LEARNING MENU VOCAB

GRADE 3

New vocabulary will be added as needed.



May 11 - May 15



3

Check our website daily for additional remote learning supports: bit.ly/rsu57remote

LEARNING MENU MATH & STEM

GRADE 3

★ = EVERYDAY ITEMS

1 ★

★ Go onto **IXL Math**
OR

Khan Academy
for at least 10 minutes to
practice a math skill.



2

Practice your math facts
(+, -, x, and/or ÷).

Suggested ways to practice:
XtraMath, flash cards,
Tower Math app, Reflex
Math, IXL, Khan Academy,
ConnectEd, etc.



3 ★ **Weekly Esti-Mystery:**

bit.ly/esti-response
Submit all estimates on
Friday.
Monday reveal!



4

Read the fairytale (can
count toward your read to
self minutes) and answer
the math questions about
the story.

[The Three Little Pigs](#)



5

Use your fraction pizza
from [last week](#) to answer
these [questions](#).

Watch this Brainpop [video](#)
for a quick review.
Username: eLearn57
Password: eLearn57

<https://bit.ly/2ys9Tly>



6

Play [Multiplication Baseball](#)
with someone at home. Use
dice, a deck of cards, or
make your own. Post your
work for your teacher



7

Practice calculating elapsed
time by completing the
[worksheet](#) or T.6 on IXL in
Grade 3 Math. Post your
work for your teacher.



8

[Play SET](#)

Find the 4 or 6 sets. Try the
[advanced version](#).



9

Use cards between 0 to 9 (or
dice) to create two 3-digit
numbers.
Add or subtract the
numbers. Post at least 5
completed problems for
your teacher.



10

Use the [Snack Vending
Machine Poster](#) to answer
the money word problems
on this [worksheet](#).



11

STEM

Watch the "What Makes
Bridges So Strong?" Mystery
Science [video](#) and complete
the [activity](#). Post a picture
of your finished activity
([Bridge Designer's Notebook](#)
and/or picture of your
bridges) for your teacher.



12

STEM

Now that you've read The Three
Little Pigs, you're going to
design a house of your own.
Complete the [graphic organizer](#)
to design a house. Then build
the house using your chosen
materials. Post a picture of
your graphic organizer and
house for your teacher.



Check our website daily for additional remote learning supports: bit.ly/rsu57remote

May 11 - May 15



3

LEARNING MENU LITERACY

GRADE 3

★ = EVERYDAY ITEMS

1

★ Read to self for 20 minutes or more daily.



2

Read a story/book to someone in your house. Remember to practice your fluency and expression.



3

Listen to a story/book read by your teacher or librarian.



4

Raz Kids, NewsELA, or Reading Plus- Choose a book/story and answer the questions after you read.



5

IXL Diagnostic or Recommended Skills

Language Arts
15 minutes



6

★ For this week's journal you may continue writing about your daily activities, or you can choose one of the writing prompts

[Writing prompt ideas](#)



7

Grammar:
Grammar worksheet

<https://bit.ly/3b9Rqag>

Complete the daily language review page



8

Picture inference worksheet

<https://bit.ly/3dn8uLU>

To infer, use your background knowledge WITH the picture information you have in order to draw conclusions.



9

Practice reading a poem. Make a video of yourself reading the poem and share it with family living away or send it to your teacher.

<https://www.poetry4kids.com/>

Be sure to check the fluency checklist
[fluency checklist](#)



10

The video in this box will explain the elements of a fairy tale. We will be working with the elements during the next few weeks. Be sure to pay close attention!

[Video explanation of fairy tale elements](#)

[Elements of a Fairy Tale Poster](#)



11

Writing prompt
Listen to the story The Three Billy Goats Gruff and fill out the graphic organizer

[graphic organizer](#)

[Story Link](#)



12

After listening to the story, The Three Billy Goats Gruff, retell the story in your own words. You may use the graphic organizer to help organize your thinking.

[Graphic organizer](#)

Options for your retelling include a comic, a puppet show, or a written summary.



Check our website daily for additional remote learning supports: bit.ly/rsu57remote

May 11 - May 15



3

LEARNING MENU SPECIALS

GRADE 3

May 11 - May 15

1

PE
Make Your Own Equipment PART 2:
[Directions, Part 2](#)



2

PE
W.O.W (Workout of the Week): Wednesdays with Mrs. Person at 11:00:
<https://rsu57.zoom.us/j/298414629>



3

PE
Plank Cup Stack Challenge-
Click this link to try:
<https://bit.ly/2YKx8Sm>



4

ART
How Creative Are You?
[Art directions, May 11-15](#)



5

ART
Origami
[Art Directions, May 11-15](#)



6

ART
Make Your Own Clay
[Art Directions, May 11-15](#)



7

Music
Rhythmic Composition
(Nature Version)
Using items that you find outside (be creative), make two measures (8 beats) of rhythm. See instructions from your music teacher for more details.



8

Music
Boom, Snap, Clap
Watch the video below to learn the body percussion routine to *Boom Snap Clap*. Can you do it correctly? How fast can you go without making a mistake? See if you can do it as fast as Ms. Eddy and Ms. Smith!
<https://tinyurl.com/ybatqajn>



9

Music
Band Instruments
Watch this video which introduces the 6 instruments that you could learn how to play in 4th grade!
<https://safeYouTube.net/w/QiJB>



10

Library
Read "The Three Little Pigs", like one of these:
<https://bit.ly/3cbjf3t>,
<https://bit.ly/3drjCHz>
Then build a house and investigate if it will survive a blow from the Big Bad Wolf. Instructions:
<https://bit.ly/2W9yEfa>



11

SEL
Stop, Name Your Feeling, Calm Down
[Calm Down Song](#)



12

SEL
Create a "What to Do When I'm Stuck" poster to keep near my workspace

